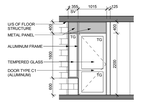

SC-1 A8-06 — TYPE: DOOR AND WINDOW ASSEMBLY (NO RATING)

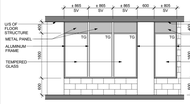

SC-2 A8-06 — TYPE: DOOR AND WINDOW ASSEMBLY (NO RATING)

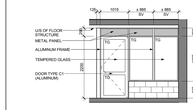

SC-3 A8-06 — TYPE: DOOR AND WINDOW ASSEMBLY (NO RATING)

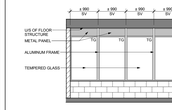

SC-4 A8-06 — TYPE: DOOR AND WINDOW ASSEMBLY (NO RATING)

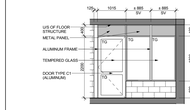

SC-5 A8-06 — TYPE: DOOR AND WINDOW ASSEMBLY (NO RATING)

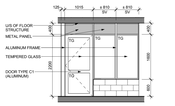

SC-6 A8-06 — TYPE: DOOR AND WINDOW ASSEMBLY (NO RATING)

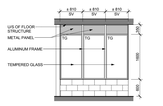

SC-7 A8-06 — TYPE: DOOR AND WINDOW ASSEMBLY (NO RATING)

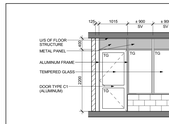

SC-8 A8-06 — TYPE: DOOR AND WINDOW ASSEMBLY (NO RATING)

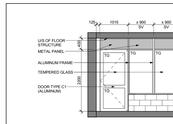

SC-9 A8-06 — TYPE: DOOR AND WINDOW ASSEMBLY (NO RATING)

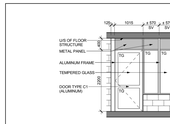

SC-10 A8-06 — TYPE: DOOR AND WINDOW ASSEMBLY (NO RATING)

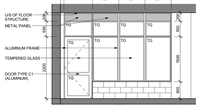

SC-11 A8-06 — TYPE: DOOR AND WINDOW ASSEMBLY (NO RATING)

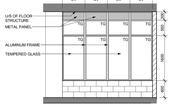

SC-12 A8-06 — TYPE: DOOR AND WINDOW ASSEMBLY (NO RATING)

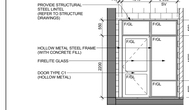

SC-13 A8-06 — TYPE: DOOR AND WINDOW ASSEMBLY (2 HR. RATING)

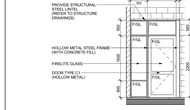

SC-13A A8-06 — TYPE: DOOR AND WINDOW ASSEMBLY (2 HR. RATING)

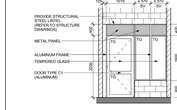

SC-14 A8-06 — TYPE: DOOR AND WINDOW ASSEMBLY (NO RATING)

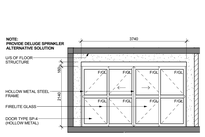

SC-15 A8-06 — TYPE: DOOR AND WINDOW ASSEMBLY (2 HR. RATING)

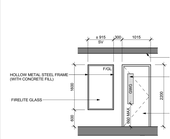

SC-16 A8-06 — TYPE: DOOR AND WINDOW ASSEMBLY (2 HR. RATING)

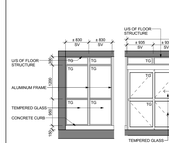

SC-17 A8-06 — TYPE: DOOR AND WINDOW ASSEMBLY (NO RATING)

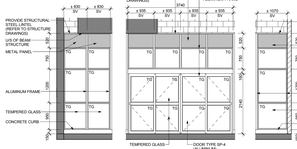

SC-18 A8-06 — TYPE: DOOR AND WINDOW ASSEMBLY (NO RATING)

Door and Frame Schedule - Level 13

Door Number	Number of Door Panels	Width	Height	Thickness	Door Type	Door Material	Door Finish	Frame Type	Frame Material	Frame Finish	Fire Rating (Door)	Fire Rating (Wall)	Transparent Fire Label	Panic Hardware	Self Closure	Threshold	Insulated	Weather Stripping	Auto Open	Lock Hardware	Comments
					Door			Frame			Fire Rating										
1302		915	2150	45	A1	HM	PT	F1	HM	PT	90 MIN.	2 HR.	-	-	■	■	■	■	-	■	
1303		915	2150	45	A1	HM	PT	F1	HM	PT	90 MIN.	2 HR.	-	-	■	-	-	-	-	■	
1304		915	2150	45	A1	HM	PT	F1	HM	PT	90 MIN.	2 HR.	-	-	■	-	-	-	-	■	
1305		915	2150	45	A1	HM	PT	F1	HM	PT	90 MIN.	2 HR.	-	-	■	■	■	■	-	-	REFER TO WINDOW SCHEDULE ELEVATIONS, NO LOOKING MECHANISM
1306		915	2150	45	B1	HM	PT	F1	HM	PT	90 MIN.	2 HR.	-	-	■	-	-	-	-	■	
1307		915	2150	45	A1	HM	PT	F1	HM	PT	90 MIN.	2 HR.	-	-	■	-	-	-	-	■	
1308		915	2150	45	A1	HM	PT	F1	HM	PT	90 MIN.	2 HR.	-	-	■	-	-	-	-	■	
1309		915	2150	45	A1	HM	PT	F1	HM	PT	90 MIN.	2 HR.	-	-	■	-	-	-	-	■	
1310		915	2150	45	A1	HM	PT	F1	HM	PT	90 MIN.	2 HR.	-	-	■	-	-	-	-	■	
1311		915	2150	45	A1	HM	PT	F1	HM	PT	90 MIN.	2 HR.	-	-	■	-	-	-	-	■	
1312	2x	710	2440	45	A2	HM	PT	F1	HM	PT	90 MIN.	2 HR.	-	-	■	-	-	-	-	■	REFER TO ARTICAPE ID DRAWINGS FOR FINISHES
1314		915	2150	45	B1	HM	PT	F1	HM	PT	20 MIN.	1 HR.	-	-	■	-	-	-	-	■	REFER TO ARTICAPE ID DRAWINGS FOR FINISHES
1315		965	2440	45	B1	HM	PT	F1	HM	PT	90 MIN.	2 HR.	-	-	■	-	-	-	-	■	REFER TO ARTICAPE ID DRAWINGS FOR FINISHES
1316		915	2150	45	A1	HM	PT	F1	HM	PT	90 MIN.	2 HR.	-	-	■	-	-	-	-	-	
1317		915	2150	45	A1	HM	PT	F1	HM	PT	90 MIN.	2 HR.	-	-	■	-	-	-	-	-	
1318		915	2150	45	A1	HM	PT	F1	HM	PT	90 MIN.	2 HR.	-	-	■	-	-	-	-	-	
1319		915	2150	45	A1	HM	PT	F1	HM	PT	90 MIN.	2 HR.	-	-	■	-	-	-	-	-	
1320		1830	2075	35	OL	PRE	F2	AL	PRE	-	-	-	-	-	■	■	■	■	-	-	REFER TO WINDOW SCHEDULE ELEVATIONS, NO LOOKING MECHANISM
1321		915	2150	45	B1	HM	PT	F1	HM	PT	45 MIN.	1 HR.	-	-	■	-	-	-	-	-	
1322		915	2150	45	B1	HM	PT	F1	HM	PT	90 MIN.	2 HR.	-	-	■	-	-	-	-	■	REFER TO ARTICAPE ID DRAWINGS FOR FINISHES, SECURITY
Ga 13		915	2150	45	B1	HM	PT	F1	HM	PT	90 MIN.	2 HR.	-	-	■	-	-	-	-	■	SECURITY
Ga 13A		915	2150	45	B1	HM	PT	F1	HM	PT	90 MIN.	2 HR.	-	-	■	-	-	-	-	■	REFER TO ARTICAPE ID DRAWINGS FOR FINISHES, MAG LOCK
Ga 13B		915	2150	45	B1	HM	PT	F1	HM	PT	90 MIN.	2 HR.	-	-	■	-	-	-	-	■	
Ga 13C		915	2150	45	B1	HM	PT	F1	HM	PT	90 MIN.	2 HR.	-	-	■	-	-	-	-	■	
Ga 13D		915	2150	45	B1	HM	PT	F1	HM	PT	90 MIN.	2 HR.	-	-	■	-	-	-	-	■	SECURITY
Ga 13A		915	2150	45	B1	HM	PT	F1	HM	PT	90 MIN.	2 HR.	-	-	■	■	■	■	-	-	

Door and Frame Schedule - Typical Suites

Door Number	Number of Door Panels	Width	Height	Thickness	Door Type	Door Material	Door Finish	Frame Type	Frame Material	Frame Finish	Fire Rating (Door)	Fire Rating (Wall)	Transparent Fire Label	Panic Hardware	Self Closure	Threshold	Insulated	Weather Stripping	Auto Open	Lock Hardware	Comments
					Door			Frame			Fire Rating										
51		965	2130	45	G1	WD	PT	F3	WD	PT	20 MIN.	1 HR.	-	-	■	■	-	-	-	■	DEAD BOLT, VIEW FINDER, REFER TO C-DRAWINGS FOR FINISHES
52		965	2130	35	G1	WD	PT	F3	WD	PT	-	-	-	-	-	-	-	-	-	-	PRIVACY LOCKS FOR BATHROOM DOORS
53		915	2130	35	G1	WD	PT	F3	WD	PT	-	-	-	-	-	-	-	-	-	-	PRIVACY LOCKS FOR BATHROOM DOORS
54		860	2130	35	G1	WD	PT	F3	WD	PT	-	-	-	-	-	-	-	-	-	-	PRIVACY LOCKS FOR BATHROOM DOORS
55		760	2130	35	G1	WD	PT	F3	WD	PT	-	-	-	-	-	-	-	-	-	-	PRIVACY LOCKS FOR BATHROOM DOORS
56		760	2130	35	G1	WD	PT	F3	WD	PT	-	-	-	-	-	-	-	-	-	-	PRIVACY LOCKS FOR BATHROOM DOORS
57		710	2130	35	G1	WD	PT	F3	WD	PT	-	-	-	-	-	-	-	-	-	-	
58		610	2130	35	G1	WD	PT	F3	WD	PT	-	-	-	-	-	-	-	-	-	-	
59		560	2130	35	G1	WD	PT	F3	WD	PT	-	-	-	-	-	-	-	-	-	-	
510		510	2130	35	G1	WD	PT	F3	WD	PT	-	-	-	-	-	-	-	-	-	-	
511		460	2130	35	G1	WD	PT	F3	WD	PT	-	-	-	-	-	-	-	-	-	-	
512		410	2130	35	G1	WD	PT	F3	WD	PT	-	-	-	-	-	-	-	-	-	-	
513	2x	610	2130	35	G1	WD	PT	F3	WD	PT	-	-	-	-	-	-	-	-	-	-	
514	2x	860	2130	35	G1	WD	PT	F3	WD	PT	-	-	-	-	-	-	-	-	-	-	
515	2x	810	2130	35	G2	WD	PT	F3	WD	PT	-	-	-	-	-	-	-	-	-	-	
516	2x	760	2130	35	G2	WD	PT	F3	WD	PT	-	-	-	-	-	-	-	-	-	-	
517	2x	710	2130	35	G2	WD	PT	F3	WD	PT	-	-	-	-	-	-	-	-	-	-	
518	2x	610	2130	35	G2	WD	PT	F3	WD	PT	-	-	-	-	-	-	-	-	-	-	
519	2x	560	2130	35	G2	WD	PT	F3	WD	PT	-	-	-	-	-	-	-	-	-	-	
520	2x	510	2130	35	G2	WD	PT	F3	WD	PT	-	-	-	-	-	-	-	-	-	-	
521	2x	460	2130	35	G2	WD	PT	F3	WD	PT	-	-	-	-	-	-	-	-	-	-	
522	2x	410	2130	35	G2	WD	PT	F3	WD	PT	-	-	-	-	-	-	-	-	-	-	
523	2x	928 TO 617	2130	25	H	GLMR	-	-	-	-	-	-	-	-	-	-	-	-	-	-	FRAMELESS CLOSET MIRROR OR FROSTED GLASS SLIDER, REFER TO FEATURES LIST
524	2x	928 TO 617	2130	25	H	OL	-	-	-	-	-	-	-	-	-	-	-	-	-	-	FRAMELESS BEDROOM CLEAR GLASS SLIDER, REFER TO FEATURES LIST
525		610	2130	25	A	OL	-	-	-	-	-	-	-	-	-	-	-	-	-	-	SHADOW BOX
526		915	2440	35	G1	WD	PT	F5	MTL	PT	20 MIN.	1 HR.	-	-	■	■	-	-	-	■	DEAD BOLT, VIEW FINDER, REFER TO C-DRAWINGS FOR FINISHES
527		965	2440	35	G1	WD	PT	F3	WD	PT	-	-	-	-	-	-	-	-	-	-	PRIVACY LOCKS FOR BATHROOM DOORS
528		915	2440	35	G1	WD	PT	F3	WD	PT	-	-	-	-	-	-	-	-	-	-	PRIVACY LOCKS FOR BATHROOM DOORS
529		860	2440	35	G1	WD	PT	F3	WD	PT	-	-	-	-	-	-	-	-	-	-	PRIVACY LOCKS FOR BATHROOM DOORS
530		810	2440	35	G1	WD	PT	F3	WD	PT	-	-	-	-	-	-	-	-	-	-	PRIVACY LOCKS FOR BATHROOM DOORS
531		760	2440	35	G1	WD	PT	F3	WD	PT	-	-	-	-	-	-	-	-	-	-	PRIVACY LOCKS FOR BATHROOM DOORS
532		710	2440	35	G1	WD	PT	F3	WD	PT	-	-	-	-	-	-	-	-	-	-	
533		610	2440	35	G1	WD	PT	F3	WD	PT	-	-	-	-	-	-	-	-	-	-	
534		560	2440	35	G1	WD	PT	F3	WD	PT	-	-	-	-	-	-	-	-	-	-	
535		510	2440	35	G1	WD	PT	F3	WD	PT	-	-	-	-	-	-	-	-	-	-	
536		460	2440	35	G1	WD	PT	F3	WD	PT	-	-	-	-	-	-	-	-	-	-	
537		410	2440	35	G1	WD	PT	F3	WD	PT	-	-	-	-	-	-	-	-	-	-	
538	2x	760	2440	35	G2	WD	PT	F3	WD	PT	-	-	-	-	-	-	-	-	-	-	
539	2x	860	2440	35	G2	WD	PT	F3	WD	PT	-	-	-	-	-	-	-	-	-	-	
540	2x	810	2440	35	G2	WD	PT	F3	WD	PT	-	-	-	-	-	-	-	-	-	-	
541	2x	760	2440	35	G2	WD	PT	F3	WD	PT	-	-	-	-	-	-	-	-	-	-	
542	2x	710	2440	35	G2	WD	PT	F3	WD	PT	-	-	-	-	-	-	-	-	-	-	
543	2x	610	2440	35	G2	WD	PT	F3	WD	PT	-	-	-	-	-	-	-	-	-	-	
544	2x	560	2440	35	G2	WD	PT	F3	WD	PT	-	-	-	-	-	-	-	-	-	-	
546	2x	510	2440	35	G2	WD	PT	F3	WD	PT	-	-	-	-	-	-	-	-	-	-	
547	2x	410	2440	35	G2	WD	PT	F3	WD	PT	-	-	-	-	-	-	-	-	-	-	
548	2x	928 TO 617	2440	25	H	GLMR	-	-	-	-	-	-	-	-	-	-	-	-	-	-	FRAMELESS CLOSET MIRROR OR FROSTED GLASS SLIDER, REFER TO FEATURES LIST
549	2x	928 TO 617	2440	25	H	OL	-	-	-	-	-	-	-	-	-	-	-	-	-	-	FRAMELESS BEDROOM CLEAR GLASS SLIDER, REFER TO FEATURES LIST
550		610	2440	25	A	OL	-	-	-	-	-	-	-	-	-	-	-	-	-	-	SHADOW BOX
551		860	2038	45	G1	OL	PRE	F2	AL	PRE	-	-	-	-	■	■	■	■	-	■	REFER TO WINDOW SCHEDULE ELEVATIONS
552		1830	2038	45	F	OL	PRE	F2	AL	PRE	-	-	-	-	■	■	■	■	-	■	REFER TO WINDOW SCHEDULE ELEVATIONS
580		915	2440	35	G1	WD	PT	-	-	-	-	-	-	-	-	-	-	-	-	-	PRIVACY LOCKS FOR BATHROOM DOORS, FRAMELESS DOOR
581		610	2440	35	G1	WD	PT	-	-	-	-	-	-	-	-	-	-	-	-	-	FRAMELESS DOOR
582	2x	610	2440	35	G2	WD	PT	-	-	-	-	-	-	-	-	-	-	-	-	-	FRAMELESS DOOR
583	2x	460	2440	35	G2	WD	PT	-	-	-	-	-	-	-	-	-	-	-	-	-	FRAMELESS DOOR
584		810	2440	40	J1	WD	PT	-	-	-	-	-	-	-	-	-	-	-	-	-	SINGLE POCKET DOOR
585		610	2440	40	J1	WD	PT	-	-	-	-	-	-	-	-	-	-	-	-	-	SINGLE POCKET DOOR
586		915	2440	40	J2	WD	PT	-	-	-	-	-	-	-	-	-	-	-	-	-	DOUBLE POCKET DOOR
587		560	2440	40	J2	WD	PT	-	-	-	-	-	-	-	-	-	-	-	-	-	DOUBLE POCKET DOOR

Door Schedule 2 A8-06

TYPICAL DOOR

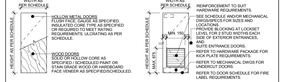

BARRIER FREE CLEARANCES :

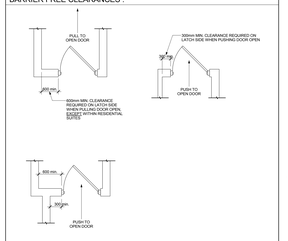

DOOR TYPES :

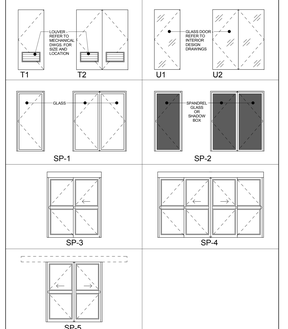

Typical Door Type Notes and Legend 1 A8-06
NTS

DOOR GENERAL NOTES

1. ALL DOORS WITHIN REQUIRED FIRE SEPARATIONS TO BE PROVIDED WITH POSITIVE LATCHING DEVICES AND SELF-CLOSING AND MUST HAVE APPROPRIATE LABELED DOOR, FRAME AND HARDWARE, OBC REFERENCE 3.1.8.11.(1) AND 3.1.8.13
2. DOORS WITH SELF-CLOSING HARDWARE WITHIN THE REQUIRED FIRE SEPARATION TO CONFIRM TO O.B.C. TABLE 3.3.1
3. DOORS WITH TEMPERATURE RISE RATINGS (T.R.R.) INDICATING THAT THE DOOR HAS A MAXIMUM TEMPERATURE RISE OF 250°C WITHIN 30 MINUTES OF FIRE ON THE SIDE OPPOSITE THE DOOR, ARE REQUIRED IN DOORS TO EXIT STAIRS FROM THE PARKING GARAGE, DOORS LOCATED WITHIN FIRE WALLS, AND DOORS THAT ARE LOCATED WITHIN MEASURE A-VESTIBULES.
4. ALL FRAMES OF DOORS WITHIN CONCRETE OR CONCRETE BLOCK 2H FIRE SEPARATIONS AND FIRE WALLS ARE TO BE BALKED TO THE WALL WITH EITHER 2H MASONRY OR CONCRETE ONLY.
5. ALL THRESHOLDS TO BE ALUMINUM UNLESS OTHERWISE NOTED.
6. ALL INSULATED DOORS TO BE DOUBLE GLAZED.
7. SEE ELECTRICAL DRAWINGS AND SPECIFICATIONS FOR LOCATION OF MAGNETIC LOCKING DEVICES AND AUTOMATIC DOORS TO OPEN UPON ACTIVATION OF FIRE ALARM.
8. CONCERNING SECURITY REQUIREMENTS I.E. DOOR ENTRY(IS BY OTHERS).

LEGEND:

TYPE:		FINISHES & MATERIALS:		NOTES & REMARKS:	
AL	ALUMINUM	ANOD	CLEAR ANODIZED	AD	BARRIER FREE AUTOMATIC DOOR
FG	FROSTED GLASS	GALV	GALVANIZED	FIRE	POWER DOOR ACTIVATED BY ALARM
HC	HOLLOW CORE	GL	GLASS	TRL	TEMPERATURE RISE LABLE
HCAP	HANDICAPPED	FGL	FIRELITE GLASS	WS	WEATHER STRIPPING
HM	HOLLOW METAL	TG	TEMPERED GLASS	THK	THICKNESS
LV	LOUVER	GWG	GEORGIAN WIRED GLASS	CL	CLOSURE
LINK	CHAIN LINK	MDF	MEDIUM DENSITY FIBREBOARD	FLR	FLOOR
MAS	MASONITE	PLAM	PLASTIC LAMINATE	INSUL	INSULATED
MIR	MIRROR	PT	PAINTED	THRHD	THRESHOLD
MTL	METAL	STN	STAINED	AFF	ABOVE FINISHED FLOOR
SC	SOLID CORE	WV	WOOD VENEER	SV	SITE VERIFY
SSC	SEMI-SOLID CORE	VIN	VINYL	ID	REFER TO INTERIOR DESIGN DRAWINGS
OH	OVERHEAD	P	PLASTIC	CR	CARD READER
WD	WOOD	PRE	PRE FINISHED	ES	ELECTRIC STRIKE
STL	STEEL	MAR	MARBLE	ML	MAG LOCK
RB	RUBBER	X	PURCHASER SELECTED	SDU	SECURITY DEVICE REFER TO SECURITY DRAWINGS.
		IGU	INSULATED GLASS UNIT		

FRAME TYPES:

F1	HOLLOW METAL IN BLOCK OR CONCRETE/DRYWALL
F2	ALUMINUM
F3	WOOD IN SUITES SIZE VARIES TO PARTITION
F4	HOLLOW METAL THERMALLY BROKEN
F5	METAL - READY FRAME

DOOR TYPES:

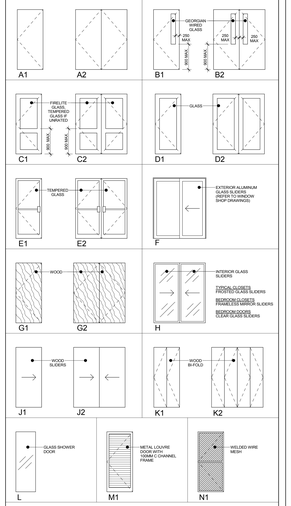

Contractor Must Check And Verify All Dimensions On The Job.
Do Not Scale The Drawings.
All Drawings, Specifications And Related Documents Are The Copyright Of The Architect And Must Be Returned Upon Request.
Reproduction Of Drawings, Specifications And Related Documents In Part Or Whole Is Prohibited Without The Architects Written Permission.

The Drawing Is Not To Be Used For Construction Until Signed By The Architect.

Date: May 1, 2015

KIRKOR ARCHITECTS + PLANNERS
20 Martin Ross Avenue, Toronto, Ontario, M3J 2K8
TAI (416) 665-6065, FAI (416) 665-1234, www.kirkorarchitects.com

No.	Revision	Date

S.	Building Permit	May 1, 2015
No.	Issued For	Date

AQUAVISTA AT BAYSIDE TORONTO

Drawing Title
Door & Frame Schedule, General Notes & Parking Screen Elevations

Project
Hines TRIDEL
AQUAVISTA
Block 3 - R3 & R4
263 Queens Quay East
Toronto, ON

Scale	Drawn by	Checked by	Project No.	Date	Drawing No.
1 : 50	M.N.	C.A.	13148	May 1, 2015	A8-06