Site Instruction

MCW Consultants Ltd.

Queen's Quay Terminal
207 Queen's Quay West, Suite 615
Toronto, Ontario M5J 1A7

Phone (416) 598-2920
Fax (416) 598-5394
www.mcw.com

Date: June 1, 2017

Project Name:	AQUAVISTA - Bayside	*Project No.:*	8489D
Client:	TRIDEL Corporation	*SI No.:*	E 022
To:	TRIDEL Corporation	*Page No.:*	1 of 2+ 12 attached
Attention:	Chadi Loza	*Office:*	Toronto
Fax number:	-	*From:*	Sunanda Perera Tao Li

Distribution: Vince Mirarchi –TRIDEL
Chadi Loza - TRIDEL
Christina Lee -KIRKOR
Al Medeiros –MCW
Michael Hunter-MCW
Mark Furtado-MCW
Sarfraz H. Jaffrey-MCW

Provide itemized labour, equipment and material costs for Work listed below. Do not proceed with any of the listed Work prior to issuance of signed Change Order.

Title: Miscellaneous Changes

Specification:

Spec	Issued	Items
Panel 'P-2POOL'	Yes	• Revise one breaker to 15A/1P GFCI type.

Electrical:

Drawing No.	Drawing Issued	Items
E2-02A	Yes	• Add two power connections for pool light and emergency stop operation system as shown. Exact location to be coordinated on site.
E2-03A	Yes	• Delete type 'DL21' (Qty-2) lighting fixtures and fire alarm smoke detector and strobe in vest (227) as shown. • Add type 'F4' (Qty-1) lighting fixture in vest (227) as shown. Connect this fixture to stair J emergency circuit.
E2-03B	Yes	• Relocate pool electrical devices to pool control station location as shown. • Add junction boxes at pool control station and run conduits back to pool mechanical room for pool light and control wiring as shown.
E2-04A E2-05A E2-06A E2-07A E2-08A	Yes	• Delete type 'DL21' lighting fixtures and fire alarm smoke detectors and strobes in vest (312) (412) (512) (612) (712) (812) (912). • Add type 'F4' lighting fixtures in vest (312) (412) (512) (612) (712) (812) (912). Connect these fixtures to stair J emergency

E2-09A E2-10A		circuit.
E4-04	Yes	• Add fire alarm zones to electrical room pre-action system as shown.

ME Schedule:

Drawing No.	Drawing Issued	Items
		N/A

Reason for Issue – Owner request / Design coordination with shop drawing.

End of SI-E022

PANEL SCHEDULE

120/208 VOLTS

3 PHASE 4 WIRE

100 AMP MAINS

60A NA MAIN BREAKER

JOB NUMBER: 8489D

JOB NAME: Aquavista

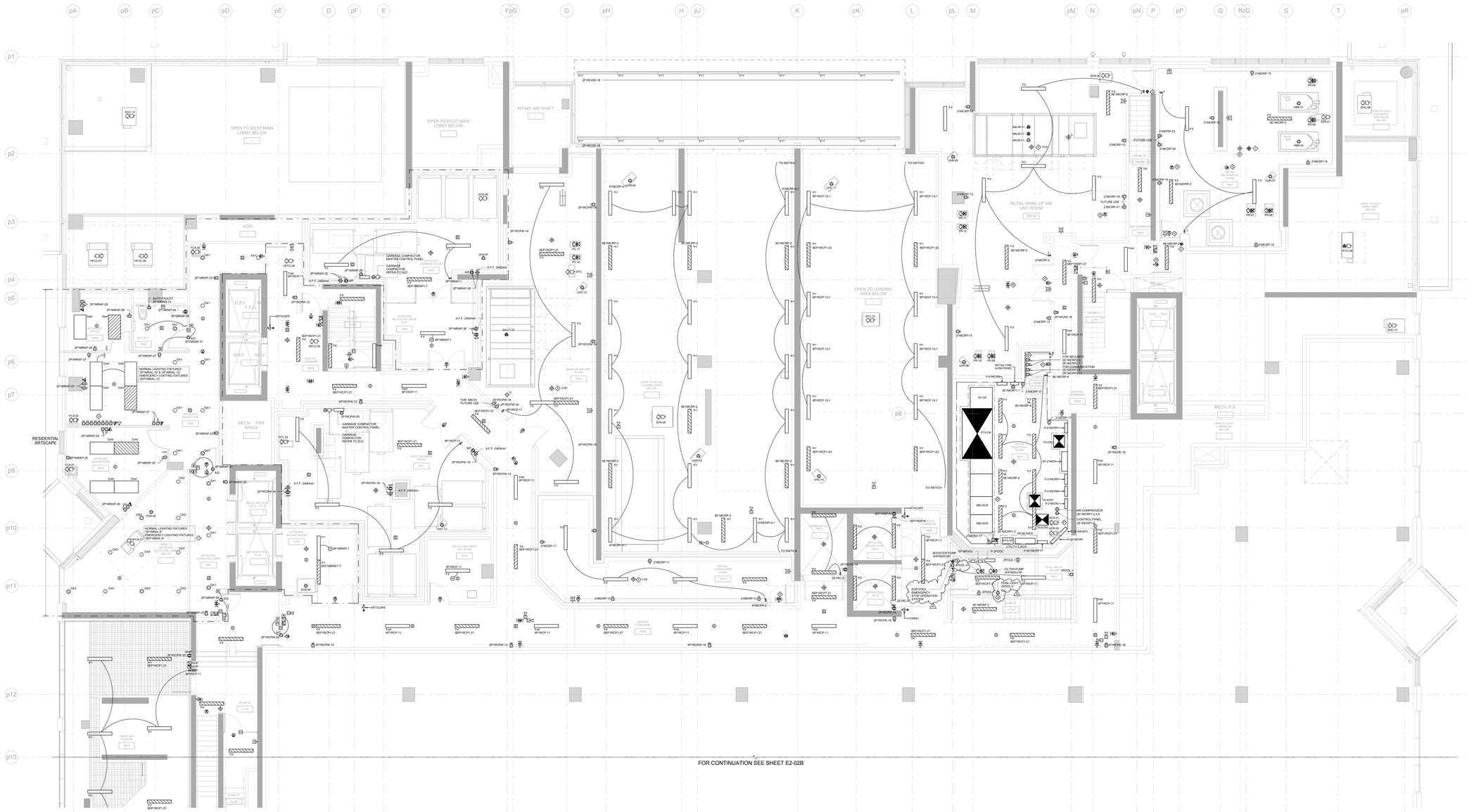
DESCRIPTION	# OF REC.	# OF FIXT.	WATT / FIX.	BRKR SIZE	CCT. NO.	2POOL LOAD PER PHASE a	b	c
REC	180		2	20	1a	120		
						360		
SPARE				20	3b		240	
SPARE				20	5c			0
SPARE				20	7a	0		
SPARE				20	9b		0	
SPARE				20	11c			0
					13a	0		
					15b			
					17c			
					19a			
					21b			
					23c			
						480	240	0
					TOTAL WATT	720		
					TOTAL AMP	2		

CCT. NO.	BRKR SIZE	WATT / FIXT.	# OF FIXT.	# OF REC.	DESCRIPTION
2a	15 GFCI				POOL LTG L2
4b	15				POOL EMERGENCY STOP SYSTEM L2
6c	15				SPARE
8a	15				SPARE
10b	15				SPARE
12c	15				SPARE
14a					
16b					
18c					
20a					
22b					
24c					

PANEL TYPE: NEMA TYPE3

LOCATION: LEVEL 1 MEZZ

MOUNTING: SURFACE



NOTES:

1. REFER TO RISER FOR STAIRS AND COMMON AREA CIRCUITS. (DWG. E4-01)
2. REFER TO RISER FOR STAIRS AND COMMON AREA CIRCUITS. (DWG. E4-01)
3. SPRINKLER SYSTEM FLOW SWITCH AND SUPERVISORY VALVE. REFER TO MIRENDA INCORPORATED DRAWING SK2 FOR QUANTITY AND DESCRIPTION.

1. EXACT LOCATION FOR POOL EQUIPMENT REFER TO POOL EQUIPMENT SHOP DRAWINGS.
2. EMERGENCY STOP SYSTEM REFER TO POOL EQUIPMENT SHOP DRAWING FOR DETAIL.
3. EMERGENCY KILL SWITCHES FOR HEATING BOILERS. PROVIDE LAMACOID IDENTIFICATION PLATE. MOUNT SWITCHES AT 1100MM A.F.F. PROVIDE SEE THROUGH TAMPER PROOF TYPE ENCLOSURE WITH LAMACOID IDENTIFICATION NAMEPLATE.
4. DEVICE CONNECT TO FIRE ALARM SYSTEM, REFER TO SPECIFICATION FOR DETAILS.
5. HEAT DETECTORS SHOWN IN THE MECHANICAL ROOM ARE FOR REFERENCE ONLY. CONTRACTOR SHALL BE RESPONSIBLE TO CLEAR THE DETECTOR ARAY FROM OBSTRUCTIONS AND RELOCATE DETECTORS AS REQUIRED. CONTRACTOR SHALL ALSO PROVIDE (CONTRACTOR SHALL INCLUDE THE SUPPLY AND INSTALLATION OF AN ADDITIONAL 5 HEAT DETECTORS. EXACT LOCATIONS OF ADDITIONAL DETECTORS TO BE CONFIRMED ON SITE DURING INSTALLATION. PROVIDE HIGH TEMPERATURE HEAT DETECTOR IN BOILER ROOM.
6. SECURITY DESK, PROVIDE (6) 15A, 120V CIRCUITS FROM PANEL 'P-2EP1RAP2' REFER TO ELECTRICAL RISER E4-02 FOR CIRCUITING. COORDINATE WITH DESK EXACT EQUIPMENT LAYOUT TO BE COORDINATED WITH SECURITY CONSULTANT. MILLWORK SHOP DRAWINGS. (2EP1RAP2 2,4,6,8,10,12,14,16)
7. EXIT SIGNS IN RETAIL MECHANICAL ROOM AND ELECTRICAL ROOM ARE FED FROM 5E1MCRP-E
8. CONTROL PANEL ARE WIRED THROUGH A CONTACTOR & CONTROLLER USING A TIMER. PROVIDE SPDT RELAY FOR POOL LIGHT CIRCUIT.

ELECTRICAL ROOM NOTES:

1. GROUND BUSS INTERCONNECTED WITH #2/0 AWG GROUND WIRE. MOUNT GROUND LOOP AT HIGH LEVEL ON WALL. PROVIDE GROUND BUSS AT LOW LEVEL ON WALL. BOND ALL EQUIPMENT TO GROUND ALL METAL WITHIN THE ROOM, INCLUDING DOOR FRAMES, DOORS, MECHANICAL EQUIPMENT, ETC.
2. PROVIDE 100mm HIGH CONCRETE PAD FOR ALL FLOOR STANDING EQUIPMENT.
3. PROVIDE 1200mm(W) X 2440mm(H) X 19mm(D) PLYWOOD BACKBOARD. REFER TO COMMUNICATION / SECURITY RISER E4-03 / E4-04 FOR CONDUITS DETAIL.

Contractor Must Check And Verify All Dimensions On The Job.

Do Not Scale The Drawings.

All Drawings, Specifications And Related Documents Are The Copyright Of The Architect And Must Be Returned Upon Request.

Reproduction Of Drawings, Specifications And Related Documents Without The Written Permission Of The Architect Is Prohibited.

This Drawing Is Not To Be Used For Construction Until Signed By The Architect.

Date: 03/09/15

D. C. M. BELAMY
MCW Consultants Ltd.
207 Queen's Quay West, Suite 615, Toronto, ON, M5J 1A7
E-Mail: mcw_tor@mcw.com www.mcw.com
Tel: 416-598-0320 Fax: 416-598-0394
Toronto Vancouver Winnipeg Moncton Ottawa Halifax Dayton Nanaimo Trail Saint John

No.	Revision	Date
7	ISSUED FOR ADD E-001	2015-12-08
6	ISSUED FOR ADD E-002	2016/01/06
5	ISSUED FOR ADD E-003	2016/01/26
4	ISSUED FOR CONSTRUCTION	2016/04-21
3	ISSUED FOR SI-0003	2016/06/28
2	ISSUED FOR SI-0322	2017/06/01
1		

No.	Issued For	Date
6		
5		
4		
3	BUILDING PERMIT RESUBMISSION	2017-04-05
2	ISSUED FOR CONSTRUCTION	2016-04-21
1	ISSUED FOR TENDER	2015-12-08

AQUAVISTA
AT BAYSIDE TORONTO

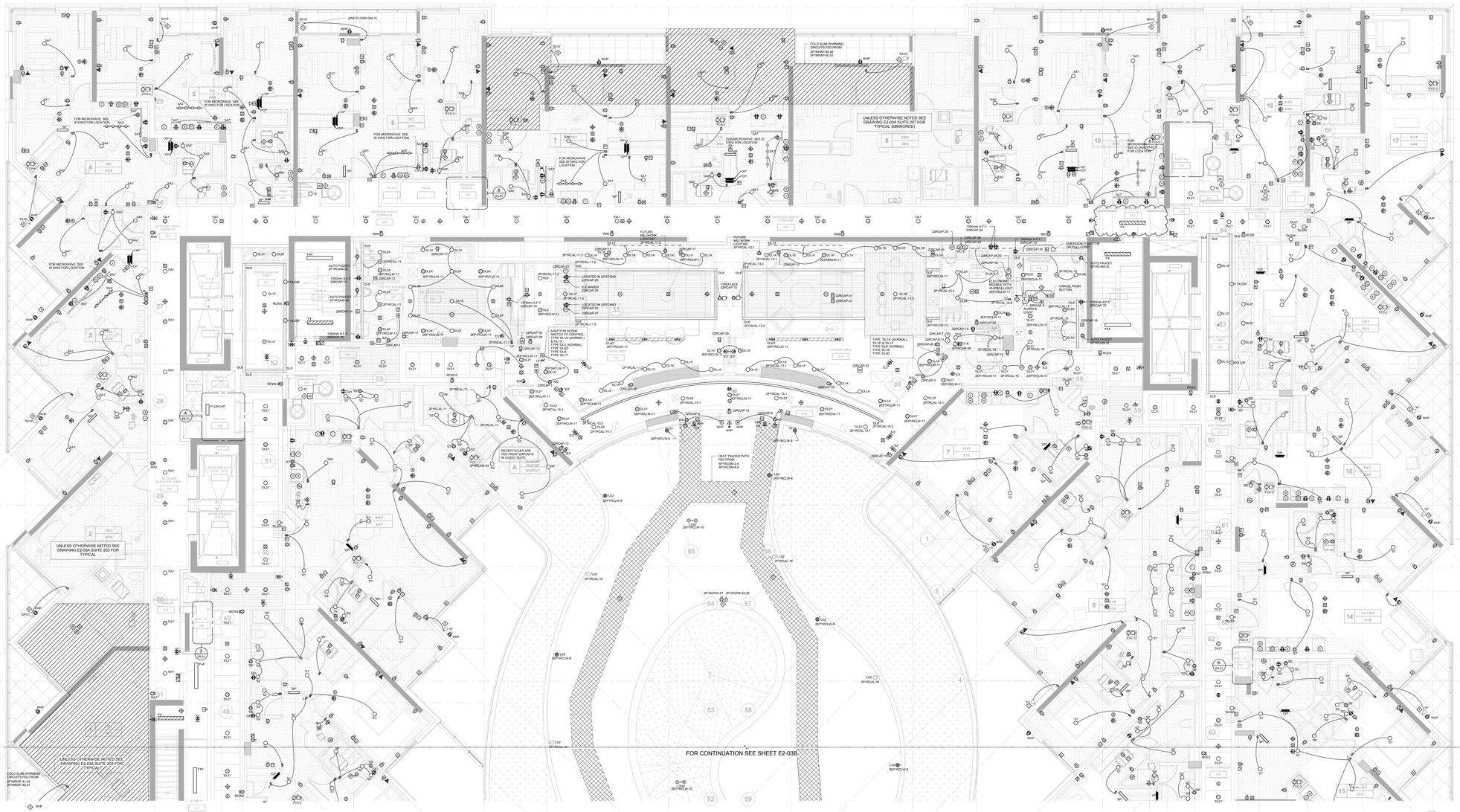
Drawing Title

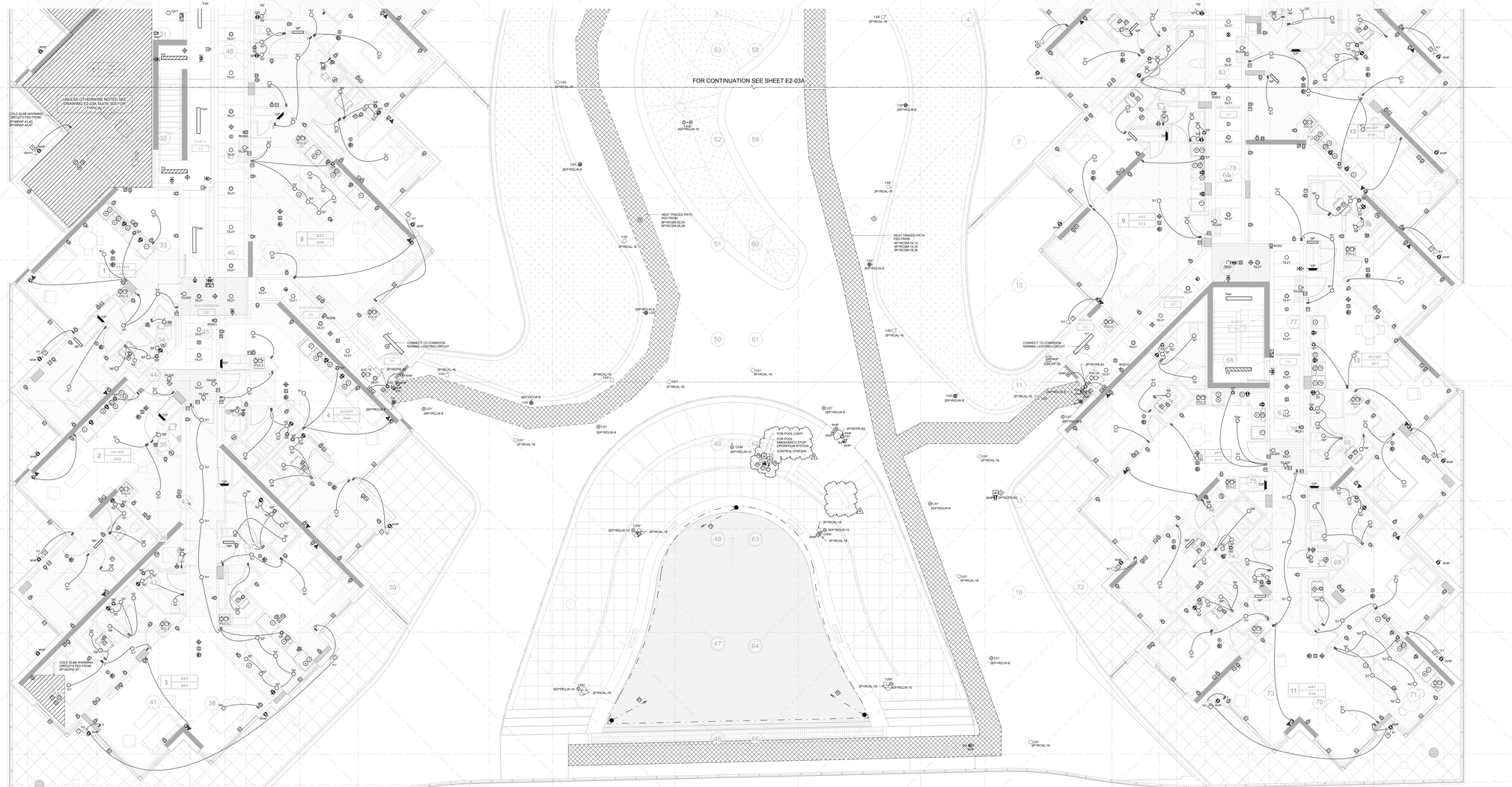
LEVEL 1 MEZZANINE FLOOR PLAN NORTH - ELECTRICAL

Project

Hines TRIDEL
AQUAVISTA
Block 3 - R3 & R4
Queen's Quay East
Toronto, ON

Scale	1 : 50
Drawn by	N
Author	
Checked by	
Checker	
Project No.	8489D
Date	03/09/15
Drawing No.	E2-02A


(2ND FLOOR ONLY)
FOR MICROWAVE SEE ID DWG FOR LOCATION
UNLESS OTHERWISE NOTED SEE DRAWING E2-03A SUITE 207 FOR TYPICAL (MIRRORED)
COLD SLAB WARNING CIRCUITS FED FROM 2P1MRAP-46,48 2P1MRAP-50,52
UNLESS OTHERWISE NOTED SEE DRAWING E2-03A SUITE 203 FOR TYPICAL
UNLESS OTHERWISE NOTED SEE DRAWING E2-03A SUITE 203 FOR TYPICAL
COLD SLAB WARNING CIRCUITS FED FROM 2P1MRAP-41,43 2P1MRAP-45,47
FUTURE MILLWORK LIGHTING 2P1RCAL-13.1
FUTURE MILLWORK LIGHTING 2P1RCAL-13.2
LOCATED IN UPSTAND 22RCAP-23 22RCAP-25
LOCATED IN UPSTAND 22RCAP-23 22RCAP-27
FIREPLACE (2RCAP-19)
ICE MAKER 22RCAP-25
1200mm A.F.F 22RCAP-19
1050mm A.F.F 22RCAP-20
1050mm A.F.F 22RCAP-29
1050mm A.F.F 22RCAP-30
1050mm A.F.F 22RCAP-33
1050mm A.F.F 22RCAP-34
AUTO FAUCET 2P1RCAM-32
AUTO FAUCET 2P1RCAM-33
AUTO FAUCET 2P1RCAM-34
AUTO FAUCET 2P1RCAM-35
AUTO FAUCET 2P1RCAM-36
AUTO FAUCET 2P1RCAM-37
SAUTTON SOSW SWITCH TO CONTROL TYPE 'DL1A' (NORMAL) TYPE 'DL1B' (NORMAL) TYPE 'DL2' TYPE 'DL17'
TYPE 'DL1A' (NORMAL) 'DL1B' & 'DL1C' (NORMAL) TYPE 'DL2' TYPE 'DL4Y'
TYPE 'DL1A' (NORMAL) 'DL1B' & 'DL1C' (NORMAL) TYPE 'DL2' TYPE 'DL4Y'
RECEPTACLES ARE FED FROM 22RCAP-8 IN GUEST SUITE
HEAT TRACED PATH FED FROM 6P1RCSM-2,4 6P1RCSM-5,6
FOR CONTINUATION SEE SHEET E2-03B
EMERGENCY BUTTON OR PULL CORD
CANCEL PUSH BUTTON
ELECTRONIC DOOR LOCK ALARM & LIGHT 2SP1RSLW-11
2P1RCAL-15
2P1RCAL-16
2P1RCAL-17
2P1RCAL-18
2P1RCPHL-57 2P1RCPHL-53,55
2P1RCAL-11.2
2P1RCAL-11.3
2P1RCAL-11.4
2P1RCAL-11.5
2P1RCAL-12.1
2P1RCAL-12.2
2P1RCAL-13.1
2P1RCAL-13.2
2P1RCAL-13.3
2P1RCAL-13.4
2P1RCAL-13.5
2P1RCAL-13.6
2P1RCAL-13.7
2P1RCAL-13.8
2P1RCAL-15.1
2P1RCAL-15.2
2P1RCAL-15.3
2P1RCAL-15.4
2P1RCAL-15.5
2P1RCAL-15.6
2P1RCAL-15.7
2P1RCAL-15.8
2P1RCAL-15.9
2P1RCAL-15.10
2P1RCAL-15.11
2P1RCAL-15.12
2P1RCAL-15.13
2P1RCAL-15.14
2P1RCAL-15.15
2P1RCAL-15.16
2P1RCAL-15.17
2P1RCAL-15.18
2P1RCAL-15.19
2P1RCAL-15.20
2P1RCAL-15.21
2P1RCAL-15.22
2P1RCAL-15.23
2P1RCAL-15.24
2P1RCAL-15.25
2P1RCAL-15.26
2P1RCAL-15.27
2P1RCAL-15.28
2P1RCAL-15.29
2P1RCAL-15.30
2P1RCAL-15.31
2P1RCAL-15.32
2P1RCAL-15.33
2P1RCAL-15.34
2P1RCAL-15.35
2P1RCAL-15.36
2P1RCAL-15.37
2P1RCAL-15.38
2P1RCAL-15.39
2P1RCAL-15.40
2P1RCAL-15.41
2P1RCAL-15.42
2P1RCAL-15.43
2P1RCAL-15.44
2P1RCAL-15.45
2P1RCAL-15.46
2P1RCAL-15.47
2P1RCAL-15.48
2P1RCAL-15.49



NOTES:

1. ALL EXIT SIGNS ARE TYPE 'E2' UNLESS OTHERWISE NOTED.
2. REFER TO RISER FOR STAIRS AND COMMON AREA CIRCUITS. (DWG. E4-01)
3. SPRINKLER SYSTEM FLOW SWITCH AND SUPERVISORY VALVE. REFER TO MIRENDA INCORPORATED DRAWING SP2 FOR QUANTITY AND DESCRIPTION.

1. WEATHER PROOF JUNCTION BOX FOR IRRIGATION CONTROL SYSTEM. PROVIDE 1-27mmC CONDUITS TO IRRIGATION RISER ON P1 LEVEL. EXACT LOCATION AND JUNCTION BOX SIZE TO BE COORDINATED WITH IRRIGATION SHOP DRAWING.
2. AREA TO BE HEAT TRACED. PROVIDE (1+0) ZONE OF PYROTENAU CAT 45J/B13 CABLES RATED AT 8W/M WATTS EACH, 60HZ (277V/1KSM). PROVIDE SNOW-MELTING CONTROLS BY PYROTENAU MODEL ATS-1 SNOW-MELTING CONTROLS. REFER TO MANUFACTURER'S INSTALLATION HANDBOOKS. MOUNT SENSOR ON WALL BRACKETS, AT EDGE OF FLOOR SLAB ABOVE AND SLAB SENSOR, CLEAR OF HEATED SPACE. PROVIDE 3-20A DP GFI CIRCUITS FOR CONTROL PANELS. PROVIDE DETAILED ENGINEERED SYSTEM DRAWINGS PRIOR TO INSTALLATION.
3. TYPE 'SA/S' LIGHTING FIXTURES ARE LOCATED ON LEVEL 2 ONLY.
4. TYPE 'X1' LIGHTING FIXTURES ARE LOCATED ON LEVEL 2 ONLY.
5. DOOR CONTACTORS AT ALL DOORS TO SUITE TERRACE ON LEVEL 2 ONLY.
6. SLAB WARMING CABLES BELOW SUITES AT LEVEL 1 MEZZ FLOOR. PROVIDE SYSTEM BASED ON -1°C STARTING TEMPERATURE WITH R50 INSULATION VALUE UNDER SLAB. PROVIDE SNOW SENSOR ON ROOF AND SLAB SENSOR AT EDGE OF THERMOFAT AS REQUIRED. PROVIDE 2-20A/2P GFI BREAKERS FOR CIRCUITS
7. PROVIDE MINIMUM ONE HEAT SENSOR ON CEILING CAVITY AT HEATED SLAB FOR EACH CIRCUIT.

POOL NOTES:

1. PROVIDE EMERGENCY SHUT-OFF SWITCH COMPLETE WITH A NORMALLY OPEN AND A NORMALLY CLOSED RELAY. WIRE IN SUCH A MANNER THAT OPERATION OF THE SWITCH WILL SHUT OFF ALL POOL PUMPS AND MOTORS ASSOCIATED WITH THE POOL AND ACTIVATES AN AUDIO AND VISUAL ALARM LOCALLY AND AT THE SECURITY DESK. WHEN THE BUTTON IS RESET, THE EQUIPMENT WILL RESTART, THE ALARMS AND THE ALARM WILL BE SILENCED. MOUNT AT 1200mm AFF.
2. THE METAL PARTS OF THE POOL AND OF OTHER NON-ELECTRICAL EQUIPMENT SUCH AS LADDERS, HANDRAILS, DIVING BOARDS, ETC. SHALL BE BONDED TOGETHER AND TO NON-CURRENT CARRYING METAL PARTS BY A COPPER BONDING CONDUCTOR.
3. POOL REINFORCING SHALL BE BONDED WITH A MINIMUM OF TWO CONNECTIONS EQUALLY SPACED AROUND THE PERIMETER. BONDING CONDUCTORS FOR THE POOL SHALL BE MINIMUM 6AWG.
4. ALL ELECTRICAL WIRING, POOL EQUIPMENT CONNECTION SHALL BE IN ACCORDANCE WITH SECTION 68 OF O.E.S. CODE.
5. PROVIDE SEPARATE GROUND WIRE IN ALL SERVICES TO THE POOL.
6. PROVIDE #6 AWG CONDUCTOR TERMINAL AT MAIN DISTRIBUTION BOARD.
7. EMERGENCY PHONE OUTLET @ 1200mm A.F.F.
8. EMERGENCY VISUAL AND AUDIBLE ALARM.
9. EMERGENCY SHUT-OFF SWITCH LOCATED AT CONTROL STATION AND ABOVE WATER LEVEL. RUN 1-27MMC CONDUIT C/W PULL WIRE BACK TO POOL MECH ROOM AT P1 LEVEL.

Contractor Must Check And Verify All Dimensions On The Job.

Do Not Scale The Drawings.

All Drawings, Specifications And Related Documents Are The Copyright Of The Architect And Must Be Returned Upon Request.

Reproduction Of Drawings, Specifications And Related Documents Without The Written Permission Of The Architect Is Forbidden Without Permission.

This Drawing Is Not To Be Used For Construction Until Signed By The Architect.

Date: 03/09/15

MCW Consultants Ltd.
207 Queen's Quay West, Suite 615, Toronto, ON, M5J 1A7
E-Mail: mcw_tor@mcw.com www.mcw.com
Tel: 416-596-2930 Fax: 416-596-2364
Toronto Vancouver Winnipeg Moncton Ottawa Halifax Dayton Nakoda Tell Saint John

No.	Revision	Date
1	ISSUED FOR ADD E-001	2015-12-08
2	ISSUED FOR ADD E-002	2016/01/06
3	ISSUED FOR CONSTRUCTION	2016/04/21
4	ISSUED FOR SI-E/027	2016/11/29
5	ISSUED FOR SI-E/013	2017/02/21
6	ISSUED FOR SI-E/015	2017/04/17
7	ISSUED FOR SI-E/019	2017/05/19
8	ISSUED FOR SI-E/022	2017/06/01

No.	Issued For	Date
6		
5	BUILDING PERMIT RESUBMISSION	2017-04-25
4	ISSUED FOR CONSTRUCTION	2016-04-21
3	ISSUED FOR TENDER	2015-10-16
2	BUILDING PERMIT SUBMISSION	2015-06-12
1	WT REVIEW	2015-05-01

AQUAVISTA
AT BAYSIDE TORONTO

Drawing Title

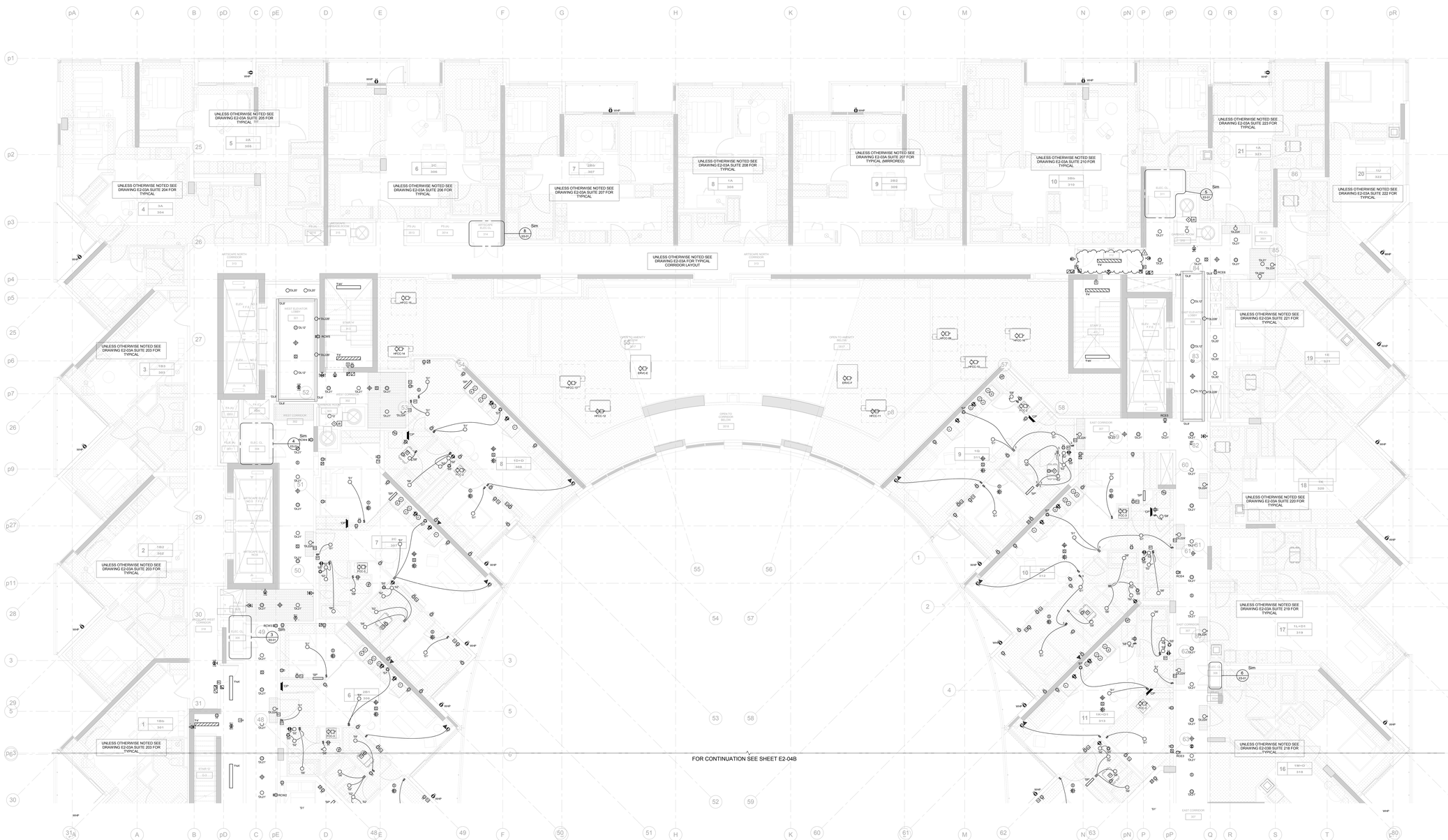
LEVEL 2 FLOOR PLAN
SOUTH - ELECTRICAL

Project

Hines TRIDEL
AQUAVISTA
Block 3 - R3 & R4
Queen's Quay East
Toronto, ON

Scale	1 : 50
Drawn by	Author
Checked by	Checker
Project No.	8489D
Date	03/09/15
Drawing No.	E2-03B

Plot Date: 07/06/2017 2:11:16 PM File Path: C:\Users\Tim_L\Documents\3489D - Aquavista - R3R4_Tim_L.rvt



NOTES:

1. ALL EXIT SIGNS ARE TYPE 'E2' UNLESS OTHERWISE NOTED.
2. REFER TO RISER FOR STAIRS AND COMMON AREA CIRCUITS. (DWG. E4-01)
3. SPRINKLER SYSTEM FLOW SWITCH AND SUPERVISORY VALVE. REFER TO MIRENDA INCORPORATED DRAWING 'SPS' FOR QUANTITY AND DESCRIPTION.

◇ ROUGH-IN SERVICES FOR DISPOSAL SYSTEM WIRING - REFER TO GARBAGE CHUTE RISER. (DWG. E4-02)

Contractor Must Check And Verify All Dimensions On The Job.

Do Not Scale The Drawings.

All Drawings, Specifications And Related Documents Are The Copyright Of The Architect And Must Be Returned Upon Request.

Reproduction Of Drawings, Specifications And Related Documents Without The Permission Of The Architect Is Forbidden Without Written Permission

This Drawing Is Not To Be Used For Construction Until Signed ByThe Architect.

Date: 08/28/12

MCW Consultants Ltd.
207 Queen's Quay West, Suite 615, Toronto, ON, M5J 1A7
E-Mail: mcw_tor@mcw.com www.mcw.com
Tel: 416-596-2930 Fax: 416-596-0394
Toronto Vancouver Winnipeg Moncton Ottawa Halifax Dayton Nanaimo Hall Saint John

No.	Revision	Date
1	ISSUED FOR ADD E-DD1	2015-12-08
2	ISSUED FOR SI-01007	2016/11/30
3	ISSUED FOR SI-01022	2017/06/01
4		
5		
6		

No.	Issued For	Date
5	BUILDING PERMIT RESUBMISSION	2017-04-25
4	ISSUED FOR CONSTRUCTION	2016-04-21
3	ISSUED FOR TENDER	2015-10-06
2	BUILDING PERMIT SUBMISSION	2015-06-12
1	IHT REVIEW	2015-05-01

AQUAVISTA
AT BAYSIDE TORONTO

Drawing Title

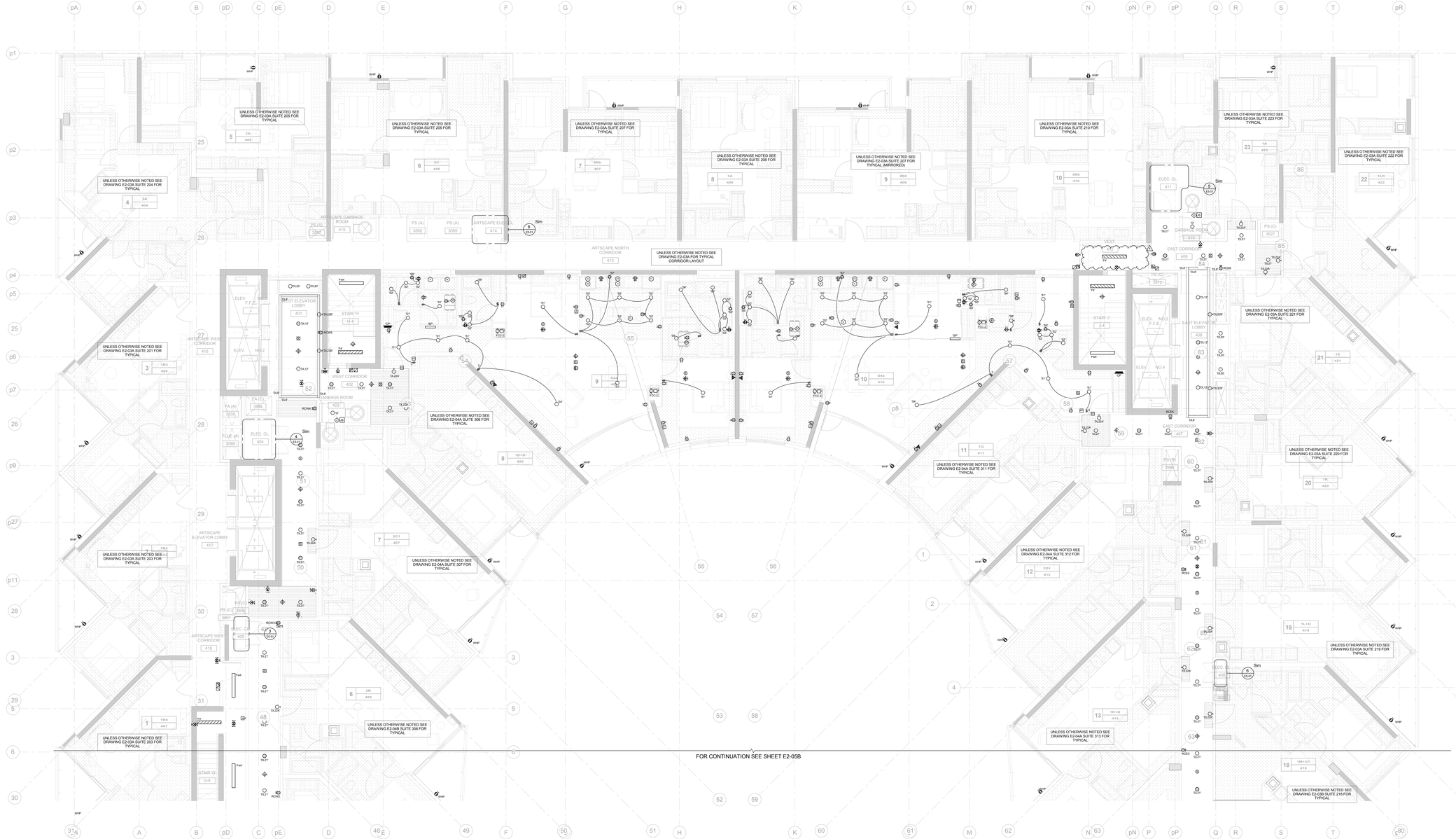
LEVEL 3 FLOOR PLAN
NORTH - ELECTRICAL

Project

Hines TRIDEL
AQUAVISTA
Block 3 - R3 & R4
Queen's Quay East
Toronto, ON

Scale	1 : 50
Drawn by	Author
Checked by	Checker
Project No.	8489D
Date	08/28/12
Drawing No.	E2-04A

Plot Date: 07/06/2017 2:17:37 PM File Path: C:\Users\kim.s\Documents\SAINS - Aquavista - MEP_Rev_s.rvt



NOTES:

1. ALL EXIT SIGNS ARE TYPE 'E2' UNLESS OTHERWISE NOTED.
2. REFER TO RISER FOR STAIRS AND COMMON AREA CIRCUITS. (DWG. E4-01)
3. SPRINKLER SYSTEM FLOW SWITCH AND SUPERVISORY VALVE. REFER TO MIRENDA INCORPORATED DRAWING 'SPK' FOR QUANTITY AND DESCRIPTION.

◇ ROUGH-IN SERVICES FOR DISPOSAL SYSTEM WIRING - REFER TO GARBAGE CHUTE RISER. (DWG. E4-02).

Contractor Must Check And Verify All Dimensions On The Job.
Do Not Scale The Drawings.
All Drawings, Specifications And Related Documents Are The Copyright Of The Architect And Must Be Returned Upon Request.
Reproduction Of Drawings, Specifications And Related Documents Without The Written Permission Of The Architect Is Forbidden Without Written Permission
This Drawing Is Not To Be Used For Construction Until Signed ByThe Architect.

Date: 03/09/15

MCW Consultants Ltd.
207 Queen's Quay West, Suite 615, Toronto, ON, M5J 1A7
E-Mail: mcw_tor@mcw.com www.mcw.com
Tel: 416-596-2930 Fax: 416-596-2364
Toronto Vancouver Windsor Moncton Ottawa Halifax Dayton Kelowna Tall Saint John

No.	Revision	Date
1	ISSUED FOR ADS E-001	2015-02-06
2	ISSUED FOR SI-E007	2016/11/29
3	ISSUED FOR SI-E010	2017/02/21
4	ISSUED FOR SI-E022	2017/06/01

No.	Issued For	Date
6		
5	BUILDING PERMIT RESUBMISSION	2017-04-25
4	ISSUED FOR CONSTRUCTION	2016-04-21
3	ISSUED FOR TENDER	2015-10-30
2	BUILDING PERMIT SUBMISSION	2015-06-12
1	WT REVIEW	2015-05-01

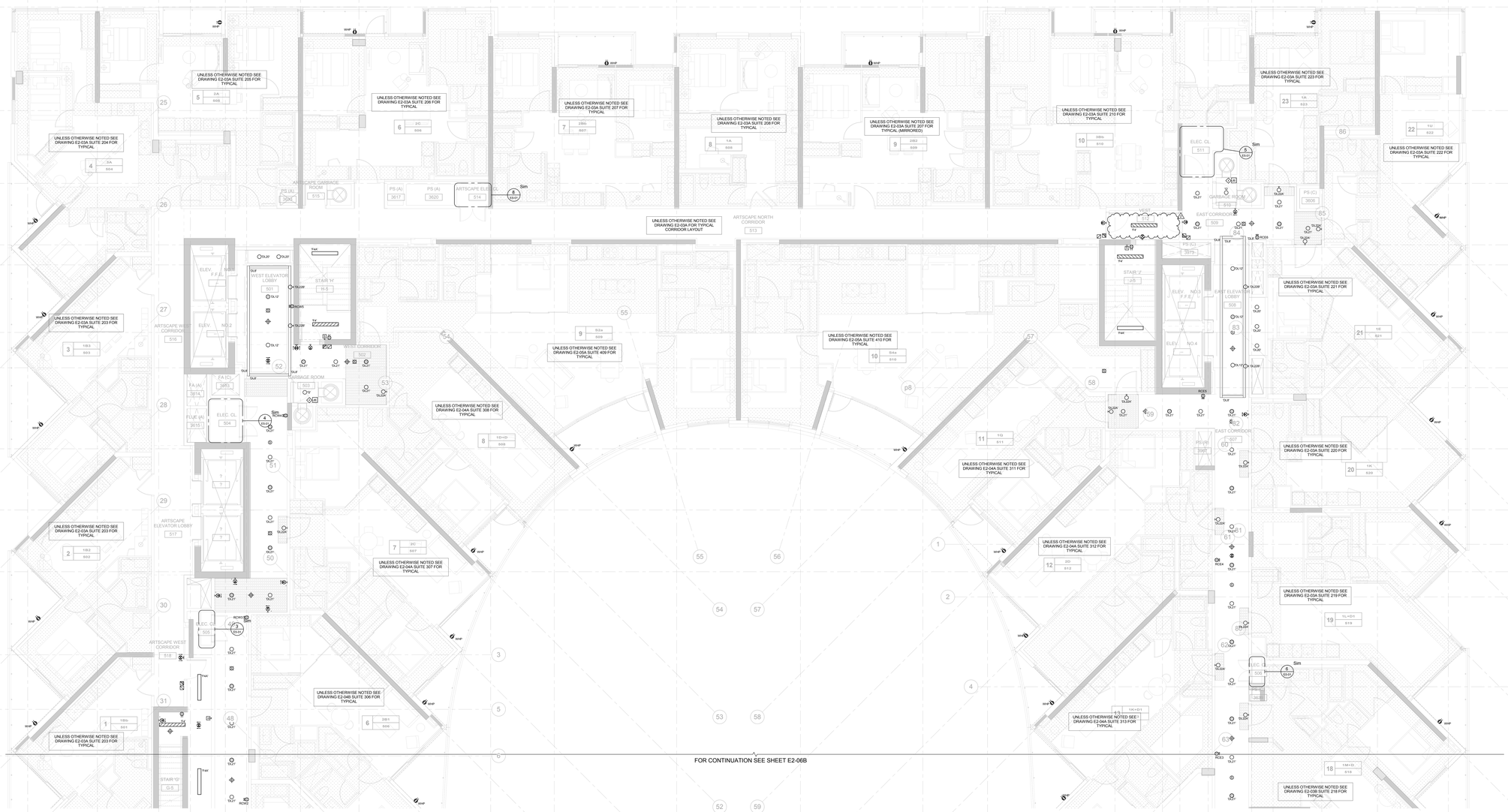
AQUAVISTA
AT BAYSIDE TORONTO

Drawing Title
LEVEL 4 FLOOR PLAN
NORTH - ELECTRICAL

Project
Hines TRIDEL
AQUAVISTA
Block 3 - R3 & R4
Queen's Quay East
Toronto, ON

Scale: 1 : 50
Drawn by: Author
Checked by: Checker
Project No: 8489D
Date: 03/09/15
Drawing No: E2-05A

Plot Date: 07/06/2017 2:17:37 PM File Path: C:\Users\kc\Documents\SANG - Aquavista - MEP_kc.rvt



NOTES:

1. ALL EXIT SIGNS ARE TYPE 'E2' UNLESS OTHERWISE NOTED.
2. REFER TO RISER FOR STAIRS AND COMMON AREA CIRCUITS. (DWG: E4-01)
3. SPRINKLER SYSTEM FLOW SWITCH AND SUPERVISORY VALVE. REFER TO MIRENDA INCORPORATED DRAWING 'SPS' FOR QUANTITY AND DESCRIPTION.

◇ ROUGH-IN SERVICES FOR DISPOSAL SYSTEM WIRING - REFER TO GARBAGE CHUTE RISER. (DWG: E4-02).

Contractor Must Check And Verify All Dimensions On The Job.
Do Not Scale The Drawings.
All Drawings, Specifications And Related Documents Are The Copyright Of The Architect And Must Be Returned Upon Request.
Reproduction Of Drawings, Specifications And Related Documents Without The Consent In Writing From The Architect Is Strictly Forbidden.
This Drawing Is Not To Be Used For Construction Until Signed By The Architect.

Date: 03/09/15

D.C.M. BELLAMY 100111855 PROVINCE OF ONTARIO

MCW Consultants Ltd.
207 Queen's Quay West, Suite 810, Toronto, ON, M5J 1A7
E-Mail: mcw_tor@mcw.com www.mcw.com
Tel: 416-596-2930 Fax: 416-596-0394
Toronto Vancouver Winnipeg Moncton Ottawa Halifax Dayton Nanjing Hat Yarm (UK)

No.	Revision	Date
1	ISSUED FOR ACO E-0/1	2015/12/16
2	ISSUED FOR SI-ISSD	2017/06/01

No.	Issued For	Date
6		
5	BUILDING PERMIT RESUBMISSION	2017-04-25
4	ISSUED FOR CONSTRUCTION	2016-04-21
3	ISSUED FOR TENDER	2015-10-30
2	BUILDING PERMIT SUBMISSION	2015-06-12
1	WT REVIEW	2015-05-01

AQUAVISTA
AT BAYSIDE TORONTO

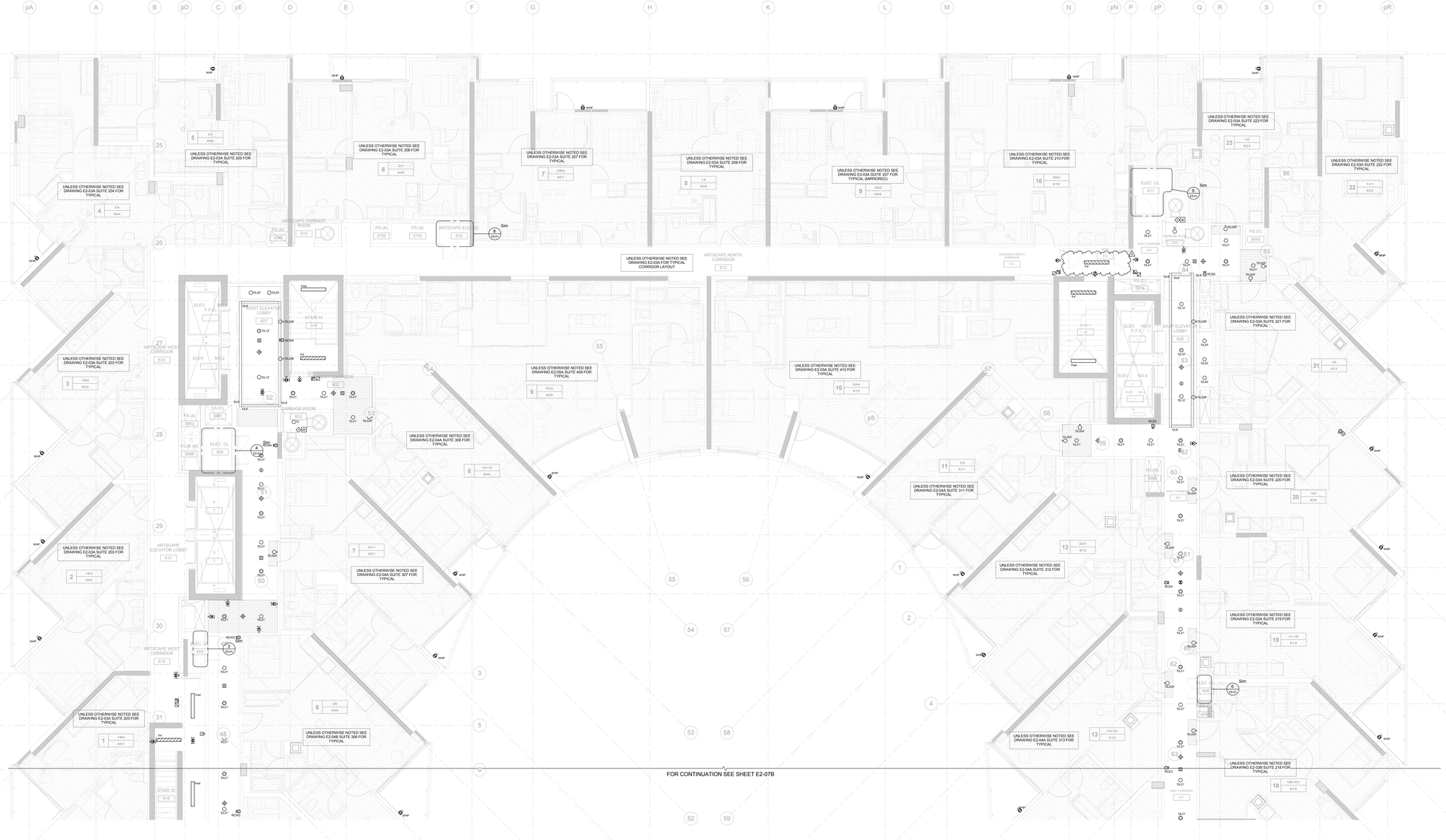
Drawing Title
LEVEL 5 FLOOR PLAN
NORTH - ELECTRICAL

Project
Hines TRIDEL
AQUAVISTA
Block 3 - R3 & R4
Queen's Quay East
Toronto, ON

Scale: 1 : 50
Drawn by: Author
Checked by: Checker
Project No: 8489D
Date: 03/09/15
Drawing No: E2-06A

N

Plot Date: 07/06/2017 2:17:47 PM File Path: C:\Users\Ken.Y\Documents\8489D - Aquavista - KEY_Ken_Y.rvt



NOTES:

1. ALL EXIT SIGNS ARE TYPE 'E2' UNLESS OTHERWISE NOTED.
2. REFER TO RISER FOR STAIRS AND COMMON AREA CIRCUITS. (DWG. E4-01)
3. SPRINKLER SYSTEM FLOW SWITCH AND SUPERVISORY VALVE. REFER TO MIRENDA INCORPORATED DRAWING 'SPS' FOR QUANTITY AND DESCRIPTION.

◇ ROUGH-IN SERVICES FOR DISPOSAL SYSTEM WIRING - REFER TO GARBAGE CHUTE RISER. (DWG. E4-02)

Contractor Must Check And Verify All Dimensions On The Job.
Do Not Scale The Drawings.
All Drawings, Specifications And Related Documents Are The Copyright Of The Architect And Must Be Returned Upon Request.
Reproduction Of Drawings, Specifications And Related Documents Without The Consent Of The Architect Is Forbidden Without Written Permission.
This Drawing Is Not To Be Used For Construction Until Signed By The Architect.

Date: 03/09/15

D.C.W. BELLAMY
MCW Consultants Ltd.
207 Queen's Quay West, Suite 615, Toronto, ON, M5J 1A7
E-Mail: mcw_tor@mcw.com www.mcw.com
Tel: 416-596-2920 Fax: 416-596-2364
Toronto Vancouver Winnipeg Moncton Ottawa Halifax Dayton Nanaimo Hall Saint John

No.	Revision	Date
1	ISSUED FOR ADD E-001	2015-12-08
2	ISSUED FOR SI-R010	2017-03-01
3	ISSUED FOR SI-R022	2017-06-01

No.	Issued For	Date
6		
5	BUILDING PERMIT RESUBMISSION	2017-04-25
4	ISSUED FOR CONSTRUCTION	2016-04-21
3	ISSUED FOR TENDER	2015-10-30
2	BUILDING PERMIT SUBMISSION	2015-06-12
1	WT REVIEW	2015-05-01

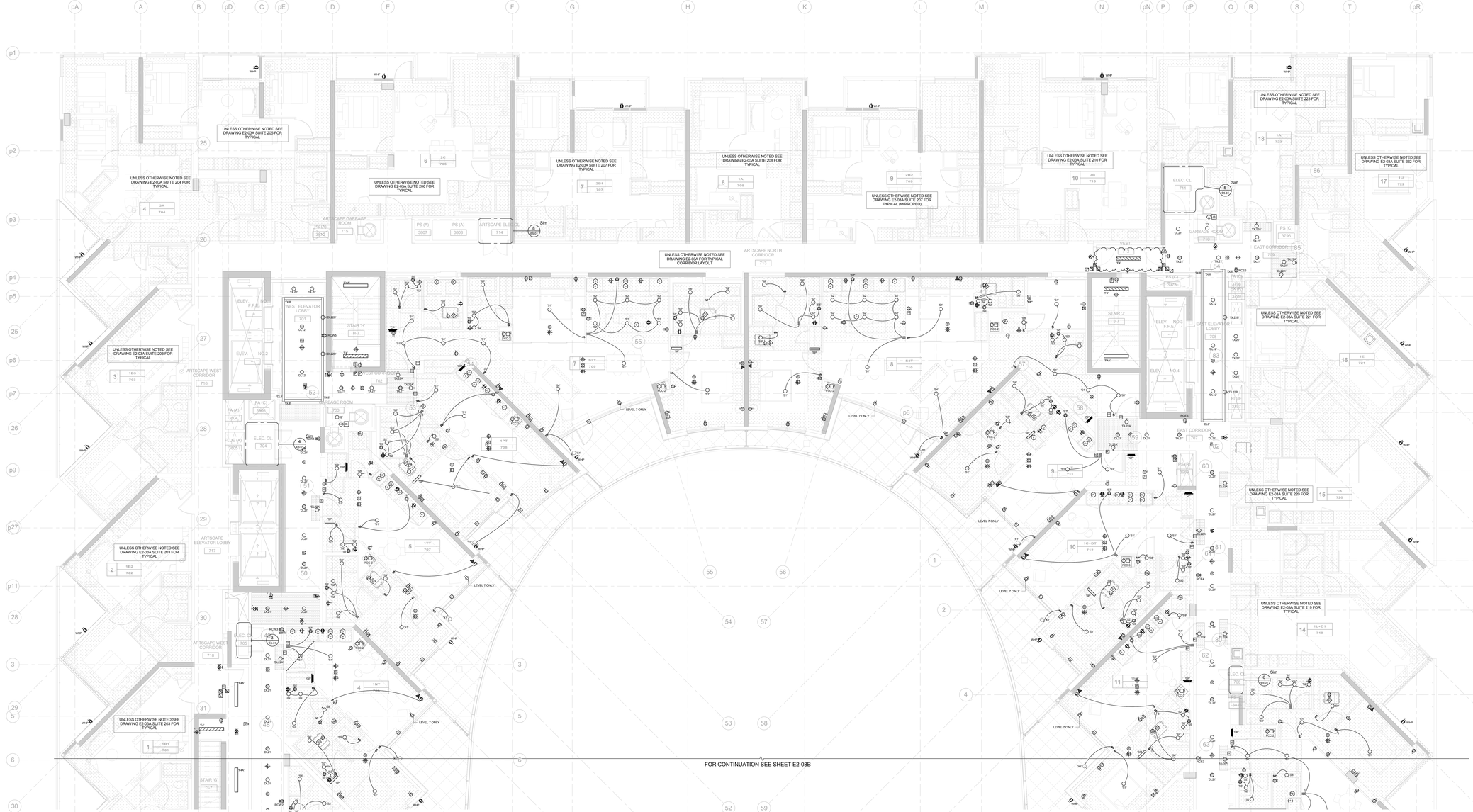
AQUAVISTA
AT BAYSIDE TORONTO

Drawing Title
LEVEL 6 FLOOR PLAN
NORTH - ELECTRICAL

Project
Hines TRIDEL
AQUAVISTA
Block 3 - R3 & R4
Queen's Quay East
Toronto, ON

Scale	1 : 50
Drawn by	Author
Checked by	Checker
Project No.	8489D
Date	03/09/15
Drawing No.	E2-07A

N



NOTES:

1. ALL EXIT SIGNS ARE TYPE 'E2' UNLESS OTHERWISE NOTED.
2. REFER TO RISER FOR STAIRS AND COMMON AREA CIRCUITS. (DWG. E4-01)
3. SPRINKLER SYSTEM FLOW SWITCH AND SUPERVISORY VALVE. REFER TO MIRENDA INCORPORATED DRAWING 'SPS' FOR QUANTITY AND DESCRIPTION.
4. ROUGH-IN SERVICES FOR DISPOSAL SYSTEM WIRING - REFER TO GARBAGE CHUTE RISER. (DWG. E4-02)
5. TYPE 'XY' LIGHTING FIXTURES ARE LOCATED ON LEVEL 7 ONLY.
6. DOOR CONTACTORS AT ALL DOORS TO SUITE TERRACE ON LEVEL 7 ONLY.

Contractor Must Check And Verify All Dimensions On The Job.
Do Not Scale The Drawings.
All Drawings, Specifications And Related Documents Are The Copyright Of The Architect And Must Be Returned Upon Request.
Reproduction Of Drawings, Specifications And Related Documents Without The Written Permission Of The Architect Is Prohibited By Law.
This Drawing Is Not To Be Used For Construction Until Signed By The Architect.

Date: 03/09/15

D. C. M. BELAMY
100035
LICENCE
PROVINCE OF ONTARIO

MCW Consultants Ltd.
207 Queen's Quay West, Suite 815, Toronto, ON, M5J 1A7
E-Mail: mcw_tor@mcw.com www.mcw.com
Tel: 416-596-2930 Fax: 416-596-0394
Toronto Vancouver Winnipeg Moncton Ottawa Halifax Dayton Nanaimo Trail Saint John

No.	Revision	Date
1	ISSUED FOR ADD E-001	2015-12-08
2	ISSUED FOR SI-B010	2017-03-01
3	ISSUED FOR SI-B022	2017-06-01

No.	Revision	Date
6		
5	BUILDING PERMIT RESUBMISSION	2017-04-25
4	ISSUED FOR CONSTRUCTION	2016-04-21
3	ISSUED FOR TENDER	2015-10-06
2	BUILDING PERMIT SUBMISSION	2015-06-12
1	IHT REVIEW	2015-05-01

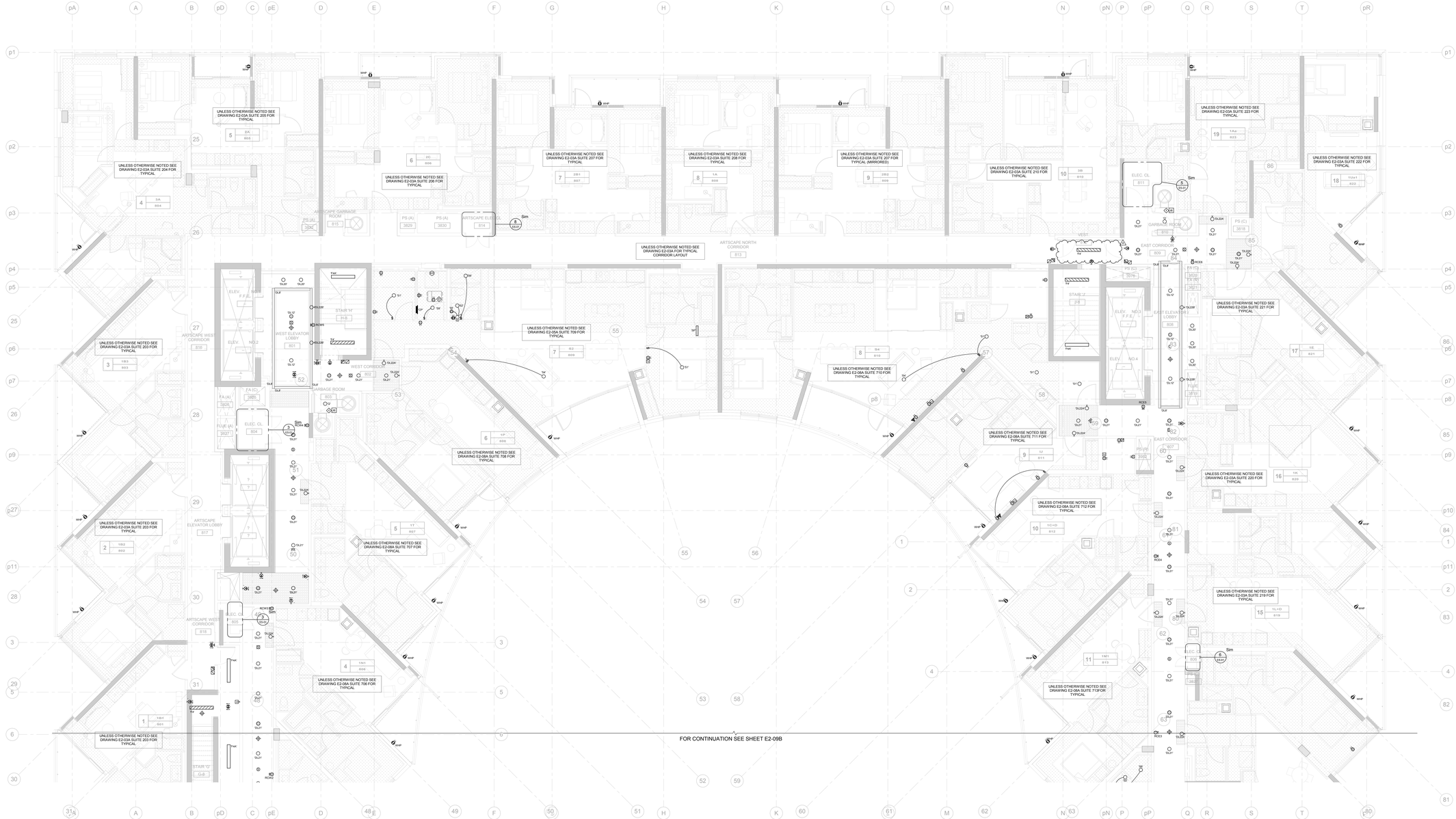
No.	Issued For	Date

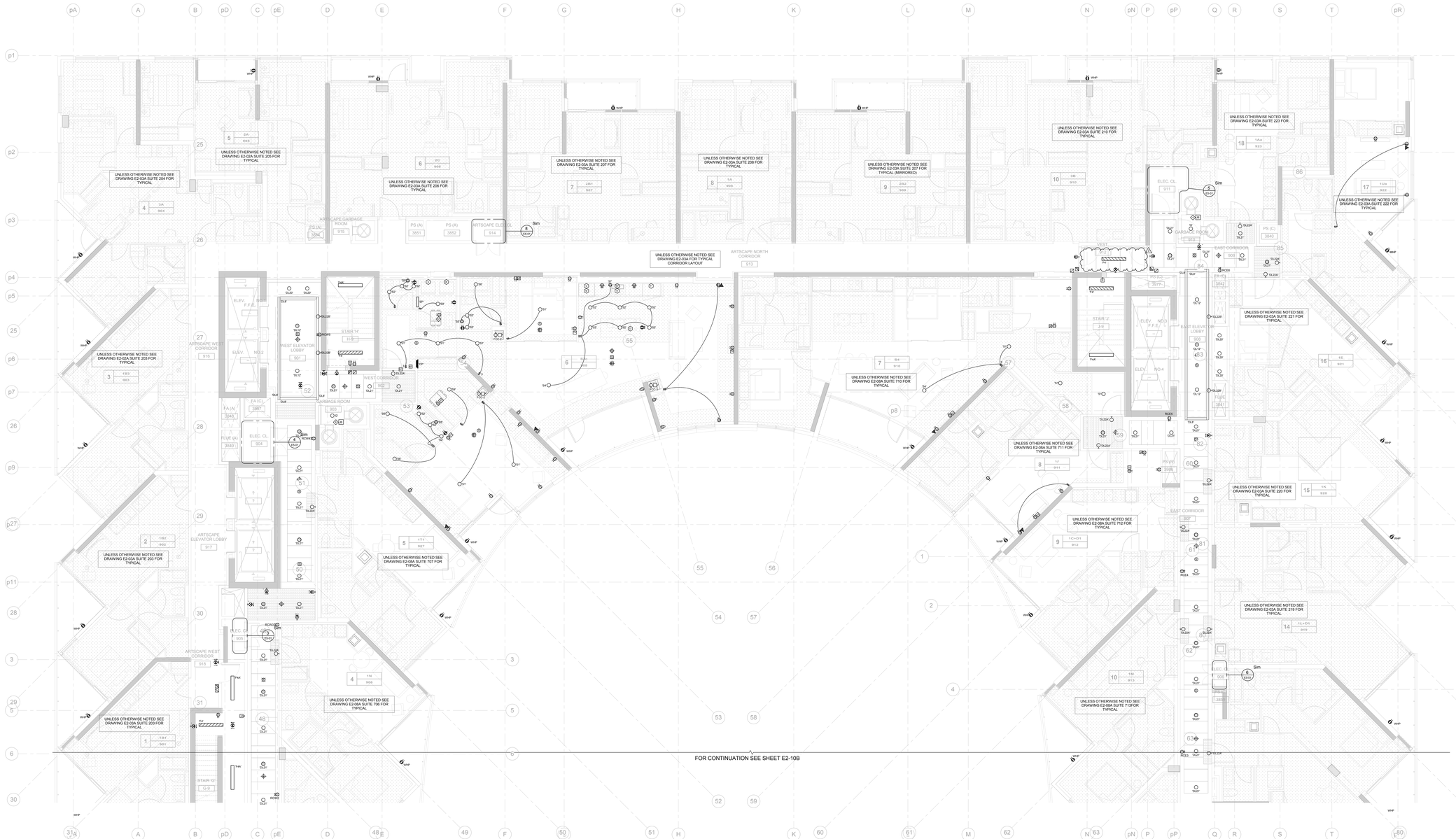
AQUAVISTA
AT BAYSIDE TORONTO

Drawing Title
LEVEL 7 FLOOR PLAN
NORTH - ELECTRICAL

Project
Hines TRIDEL
AQUAVISTA
Block 3 - R3 & R4
Queen's Quay East
Toronto, ON

Scale: 1 : 50
Drawn by: Author
Checked by: Checker
Project No.: 8489D
Date: 03/09/15
Drawing No.: E2-08A


UNLESS OTHERWISE NOTED SEE DRAWING E2-03A SUITE 205 FOR TYPICAL
UNLESS OTHERWISE NOTED SEE DRAWING E2-03A SUITE 204 FOR TYPICAL
UNLESS OTHERWISE NOTED SEE DRAWING E2-03A SUITE 206 FOR TYPICAL
UNLESS OTHERWISE NOTED SEE DRAWING E2-03A SUITE 207 FOR TYPICAL
UNLESS OTHERWISE NOTED SEE DRAWING E2-03A SUITE 208 FOR TYPICAL
UNLESS OTHERWISE NOTED SEE DRAWING E2-03A SUITE 207 FOR TYPICAL (MIRRORED)
UNLESS OTHERWISE NOTED SEE DRAWING E2-03A SUITE 210 FOR TYPICAL
UNLESS OTHERWISE NOTED SEE DRAWING E2-03A SUITE 223 FOR TYPICAL
UNLESS OTHERWISE NOTED SEE DRAWING E2-03A SUITE 222 FOR TYPICAL
UNLESS OTHERWISE NOTED SEE DRAWING E2-03A SUITE 221 FOR TYPICAL
UNLESS OTHERWISE NOTED SEE DRAWING E2-03A SUITE 220 FOR TYPICAL
UNLESS OTHERWISE NOTED SEE DRAWING E2-03A SUITE 219 FOR TYPICAL
UNLESS OTHERWISE NOTED SEE DRAWING E2-03A SUITE 203 FOR TYPICAL
UNLESS OTHERWISE NOTED SEE DRAWING E2-03A SUITE 202 FOR TYPICAL
UNLESS OTHERWISE NOTED SEE DRAWING E2-03A SUITE 203 FOR TYPICAL
UNLESS OTHERWISE NOTED SEE DRAWING E2-03A SUITE 709 FOR TYPICAL
UNLESS OTHERWISE NOTED SEE DRAWING E2-08A SUITE 710 FOR TYPICAL
UNLESS OTHERWISE NOTED SEE DRAWING E2-08A SUITE 711 FOR TYPICAL
UNLESS OTHERWISE NOTED SEE DRAWING E2-08A SUITE 712 FOR TYPICAL
UNLESS OTHERWISE NOTED SEE DRAWING E2-08A SUITE 713 FOR TYPICAL
UNLESS OTHERWISE NOTED SEE DRAWING E2-08A SUITE 708 FOR TYPICAL
UNLESS OTHERWISE NOTED SEE DRAWING E2-08A SUITE 707 FOR TYPICAL
UNLESS OTHERWISE NOTED SEE DRAWING E2-08A SUITE 706 FOR TYPICAL
UNLESS OTHERWISE NOTED SEE DRAWING E2-03A FOR TYPICAL CORRIDOR LAYOUT
ARTSCAPE GARBAGE ROOM 815
ARTSCAPE ELEC. 814
ARTSCAPE NORTH CORRIDOR 813
ARTSCAPE WEST CORRIDOR 816
ARTSCAPE ELEVATOR LOBBY 817
ELEV. NO.1 F.F.E.
ELEV. NO.2 F.F.E.
ELEV. NO.3 F.F.E.
ELEV. NO.4 F.F.E.
WEST ELEVATOR LOBBY 801
WEST CORRIDOR 802
GARBAGE ROOM 803
ELEC. CL 804
ELEC. CL 805
ELEC. CL 806
ELEC. CL 811
GARBAGE ROOM 810
EAST CORRIDOR 809
EAST ELEVATOR LOBBY 808
EAST CORRIDOR 807
STAIR 'H'
STAIR 'I'
STAIR 'J'
STAIR 'G'
FA (C) 3976
FS (C) 3818
FS (A) 3829
FS (A) 3830
FS (A) 3826
FA (A) 3805
FLUE (A) 3827
PS (A) 3825
PS (C) 3824
MSR EXTR 3821
MSR 3820
FCR
RCR
RCW3
RCW4
RCW5
RCW6
RCW7
RCW8
RCW9
RCW10
RCW11
RCW12
RCW13
RCW14
RCW15
RCW16
RCW17
RCW18
RCW19
RCW20
RCW21
RCW22
RCW23
RCW24
RCW25
RCW26
RCW27
RCW28
RCW29
RCW30
RCW31
RCW32
RCW33
RCW34
RCW35
RCW36
RCW37
RCW38
RCW39
RCW40
RCW41
RCW42



NOTES:

1. ALL EXIT SIGNS ARE TYPE 'E2' UNLESS OTHERWISE NOTED.
2. REFER TO RISER FOR STAIRS AND COMMON AREA CIRCUITS. (DWG: E4-01)
3. SPRINKLER SYSTEM FLOW SWITCH AND SUPERVISORY VALVE. REFER TO MIRENDA INCORPORATED DRAWING 'SPS' FOR QUANTITY AND DESCRIPTION.

◇ ROUGH-IN SERVICES FOR DISPOSAL SYSTEM WIRING - REFER TO GARBAGE CHUTE RISER. (DWG: E4-02)

Contractor Must Check And Verify All Dimensions On The Job.
Do Not Scale The Drawings.
All Drawings, Specifications And Related Documents Are The Copyright Of The Architect And Must Be Returned Upon Request.
Reproduction Of Drawings, Specifications And Related Documents Without The Consent Of The Architect Is Prohibited. Will Be Prosecuted.
This Drawing Is Not To Be Used For Construction Until Signed ByThe Architect.

Date: 03/09/15

MCW Consultants Ltd.
207 Queen's Quay West, Suite 615, Toronto, ON, M5J 1A7
E-Mail: mcw_tor@mcw.com www.mcw.com
Tel: 416-596-2920 Fax: 416-596-3364
Toronto Vancouver Winnipeg Moncton Ottawa Halifax Dayton Nanaimo Trail Saint John

No.	Revision	Date
1	ISSUED FOR ADD E-001	2015-12-08
2	ISSUED FOR SI-8010	2017-03-01
3	ISSUED FOR SI-8122	2017-06-01

No.	Issued For	Date
6		
5	BUILDING PERMIT RESUBMISSION	2017-04-25
4	ISSUED FOR CONSTRUCTION	2016-04-21
3	ISSUED FOR TENDER	2015-10-16
2	BUILDING PERMIT SUBMISSION	2015-06-12
1	WT REVIEW	2015-05-01

AQUAVISTA
AT BAYSIDE TORONTO

Drawing Title
LEVEL 9 FLOOR PLAN
NORTH - ELECTRICAL

Project
Hines TRIDEL
AQUAVISTA
Block 3 - R3 & R4
Queen's Quay East
Toronto, ON

Scale: 1 : 50
Drawn by: Author
Checked by: Checker
Project No.: 8489D
Date: 03/09/15
Drawing No.: E2-10A

Plot Date: 07/06/2017 2:18:32 PM File Path: C:\Users\kcc_v\Documents\8489D - Aquavista - MEP_Rev_v21.rvt

FIRE ALARM SYSTEM

ZONE SCHEDULE

ABBREVIATIONS:
MPS - PULL STATION
HD - HEAT DETECTOR
SD - SMOKE DETECTOR
DMSD - DUCT SMOKE DETECTOR
TD - THERMAL DETECTOR
AV - ALARM CHECK
CO - SUPERVISORY CONTACT
SV - SUPERVISED VALVE
FS - FLOE SWITCH
PS - PRESSURE SWITCH
LPS - LOW PRESSURE SWITCH

CONDO

ZONE	DESCRIPTION	INITIATING DEVICES	REGISTERED AS ALARM	REGISTERED AS TROUBLE	INITIATE AS	DISPLAY
ZP4-1	U/G PARKING LEVEL P4 - W	PS/SD/MPS	✓		CONDO W	ALL CACF
ZP4-2	U/G PARKING LEVEL P4 - E	PS/SD/MPS	✓		CONDO E	ALL CACF
ZP4-3	U/G PARKING LVL P4 - ELEVATOR LOBBY (P4/23)	SD	✓		CONDO E	ALL CACF
ZP4-4	U/G PARKING LVL P4 - ELEVATOR LOBBY (P4/13)	SD	✓		CONDO E	ALL CACF
ZP4-5	U/G PARKING LVL P4 - ELEVATOR LOBBY (ELEV #12)	SD	✓		CONDO E	ALL CACF
ZP4-6	U/G PARKING LVL P4 - BOILER ROOM (HIGH TEMPERATURE)	FS/HD	✓		CONDO E	ALL CACF
ZP4-7	U/G PARKING LVL P4 - CHILLER ROOM	FS/HD	✓		CONDO E	ALL CACF
ZP4-8	U/G PARKING LVL P4 - ELEVATOR MACHINE ROOM (P4/10)	HD	✓		CONDO E	ALL CACF
ZP4-9	U/G PARKING LVL P4 - FITNATION SYSTEM ROOM (P4/16)	FS/HD	✓		CONDO E	ALL CACF
ZP3-1	U/G PARKING LVL P3 - WEST	PS/SD/MPS	✓		CONDO W	ALL CACF
ZP3-2	U/G PARKING LVL P3 - EAST	PS/SD/MPS	✓		CONDO E	ALL CACF
ZP3-3	U/G PARKING LVL P3 - ELEVATOR LOBBY (P3/22)	SD	✓		CONDO E	ALL CACF
ZP3-4	U/G PARKING LVL P3 - ELEVATOR LOBBY (P3/09)	SD	✓		CONDO E	ALL CACF
ZP3-5	U/G PARKING LVL P3 - ELEVATOR LOBBY (ELEV. #12)	SD	✓		CONDO E	ALL CACF
ZP2-1	U/G PARKING LVL P2 - WEST	PS/SD/MPS	✓		CONDO W	ALL CACF
ZP2-2	U/G PARKING LVL P2 - EAST	PS/SD/MPS	✓		CONDO E	ALL CACF
ZP2-3	SPARE				CONDO E	ALL CACF
ZP2-4	U/G PARKING LVL P2 - ELEVATOR LOBBY (P2/15)	SD	✓		CONDO E	ALL CACF
ZP2-5	U/G PARKING LVL P2 - ELEVATOR LOBBY (ELEV #12)	SD	✓		CONDO E	ALL CACF
ZP2-6	U/G PARKING LVL P2 - MECHANICAL ROOM (P2/10)	HD	✓		CONDO E	ALL CACF
ZP2-7	U/G PARKING LVL P2 - ELEVATOR MACHINE ROOM (P2/09)	HD/FS	✓		CONDO E	ALL CACF
ZP2-8	U/G PARKING LVL P2 - ELEVATOR MACHINE ROOM (P2/09)	SD	✓		CONDO E	ALL CACF
ZP2-9	U/G PARKING LVL P2 - PARK ELECTRICAL ROOM (P2/08)	SD	✓		CONDO E	ALL CACF
ZP2-10	U/G PARKING LVL P2 - LOFTY CCU ROOM	SD	✓		CONDO W	ALL CACF
ZP2-11	U/G PARKING LVL P2 - CONDO CCU ROOM	SD	✓		CONDO W	ALL CACF
ZP2-12	U/G PARKING LVL P2 - BEANFIELD MAIN ENTRANCE ROOM	SD	✓		CONDO E	ALL CACF
ZP1-1	U/G PARKING LVL P1 - WEST	PS/SD/MPS	✓		CONDO W	ALL CACF
ZP1-2	U/G PARKING LVL P1 - EAST	PS/SD/MPS	✓		CONDO E	ALL CACF
ZP1-3	U/G PARKING LVL P1 - AMENITY	FS/SD/MPS	✓		CONDO E	ALL CACF
ZP1-4	U/G PARKING LVL P1 - ELEVATOR LOBBY (P1/17)	SD	✓		CONDO W	ALL CACF
ZP1-5	U/G PARKING LVL P1 - ELEVATOR LOBBY (P1/30)	SD	✓		CONDO W	ALL CACF
ZP1-6	U/G PARKING LVL P1 - ELEVATOR LOBBY (ELEV. #12)	SD	✓		CONDO E	ALL CACF
ZP1-7	U/G PARKING LVL P1 - MAIN ELEC RM (P1/22) - PRE ACTION LOST POWER	SD/HD/MPS	✓		CONDO W	ALL CACF
ZP1-8	U/G PARKING LVL P1 - MAIN ELEC RM (P1/22)	SD/HD/MPS	✓		CONDO W	ALL CACF
ZP1-9	U/G PARKING LVL P1 - MAIN ELEC RM (P1/22)	SD	✓		CONDO W	ALL CACF
ZP1-10	U/G PARKING LVL P1 - MAIN ELEC RM (P1/22) - PRE ACTION LOW AIR	SV		✓	CONDO W	ALL CACF
ZP1-11	U/G PARKING LVL P1 - MAIN ELEC RM (P1/22) - PRE ACTION LOST POWER				CONDO W	ALL CACF
ZP1-12	U/G PARKING LVL P1 - EAST CONDO ELEC RM (P1/32)	SD/HD/MPS	✓		CONDO E	ALL CACF
ZP1-13	U/G PARKING LVL P1 - EAST CONDO ELEC RM (P1/32)	FS		✓	CONDO E	ALL CACF
ZP1-14	U/G PARKING LVL P1 - EAST CONDO ELEC RM (P1/32) - PRE ACTION LOW AIR	SV		✓	CONDO E	ALL CACF
ZP1-15	U/G PARKING LVL P1 - EAST CONDO ELEC RM (P1/32) - PRE ACTION LOST POWER				CONDO E	ALL CACF
ZP1-16	U/G PARKING LVL P1 - COMM. ELEC RM (P1/36)	SD/HD/MPS	✓		CONDO E	ALL CACF
ZP1-17	U/G PARKING LVL P1 - COMM. ELEC RM (P1/36)	FS		✓	CONDO E	ALL CACF
ZP1-18	U/G PARKING LVL P1 - COMM. ELEC RM (P1/36) - PRE ACTION LOW AIR	SV		✓	CONDO E	ALL CACF
ZP1-19	U/G PARKING LVL P1 - COMM. ELEC RM (P1/36) - PRE ACTION LOST POWER				CONDO E	ALL CACF
ZP1-20	U/G PARKING LVL P1 - SPRINKLER PUMP ROOM - WEST (P1/24)	HD/FS	✓		CONDO W	ALL CACF
ZP1-21	U/G PARKING LVL P1 - MAKE-UP AIR UNIT ROOM (P1/23)	HD/FS	✓		CONDO W	ALL CACF
ZP1-23	U/G PARKING LVL P1 - SECURITY ROOM (P1/05)	SD	✓		CONDO W	ALL CACF
ZP1-24	U/G PARKING LVL P1 - SPRINKLER PUMP ROOM - WEST (P1/24)	FS		✓	CONDO W	ALL CACF
ZP1B-1 ZP1B2-2	U/G PARKING LEVEL P1M - SANITARY PIPE ROOM SPARE	HD/FS	✓		CONDO W	ALL CACF
Z1-1	LEVEL 1 - CONDO - WEST	FS/MPS/SD	✓		CONDO W	CW & CE
Z1-2	LEVEL 1 - ELEVATOR LOBBY - COMMERCIAL	FS/MPS/SD	✓		CONDO W	CW & CE
Z1-3	LEVEL 1 - CONDO - EAST	FS/MPS/SD	✓		CONDO E	CW & CE
Z1-4	LEVEL 1 - CONDO - EAST GARBAGE ROOM	HD/FS	✓		CONDO E	CW & CE
Z1-5	LEVEL 1 - CONDO - LOADING	FS/MPS	✓		CONDO E	CW & CE
Z1-6	LEVEL 1 - CONDO - SERVICE CORRIDOR	MPS/SD	✓		CONDO E	CW & CE
Z1-7	LEVEL 1 - CONDO - ELEVATOR ROOM (131)	SD	✓		CONDO E	CW & CE
Z1M-1	LEVEL 1 MEZZANINE - CONDO - SERVICE CORRIDOR	SD	✓		CONDO W	CW & CE
Z1M-2	LEVEL 1 MEZZANINE - CONDO - WEST GARAGE ROOM	HD/FS	✓		CONDO W	CW & CE
Z1M-3	LEVEL 1 MEZZANINE - CONDO - MAKE-UP AIR UNIT ROOM	HD/FS	✓		CONDO W	CW & CE
Z1M-4	LEVEL 1 MEZZANINE - CONDO - RECYCLING DROP OOP ROOM	HD/FS	✓		CONDO W	CW & CE
Z1M-5	LEVEL 1 MEZZANINE - CONDO - POOL MECH ROOM	HD/FS	✓		CONDO W	CW & CE
Z2-1	LEVEL 2 - CONDO - WEST	FS/MPS/SD	✓		CONDO W	CW & CE
Z2-2	LEVEL 2 - CONDO - WEST - ELECTRICAL CLOSET	SD	✓		CONDO W	CW & CE
Z2-3	LEVEL 2 - CONDO - EAST	FS/MPS/SD	✓		CONDO E	CW & CE
Z2-4	LEVEL 2 - CONDO - EAST - ELECTRICAL CLOSET	SD	✓		CONDO E	CW & CE
Z2-5	LEVEL 2 - CONDO - AMENITY	FS/MPS/SD	✓		CONDO W	CW & CE
Z3-1	LEVEL 3 - CONDO - WEST	FS/MPS/SD	✓		CONDO W	CW & CE
Z3-2	LEVEL 3 - CONDO - WEST - ELECTRICAL CLOSET	SD	✓		CONDO W	CW & CE
Z3-3	LEVEL 3 - CONDO - EAST	FS/MPS/SD	✓		CONDO E	CW & CE
Z3-4	LEVEL 3 - CONDO - EAST - ELECTRICAL CLOSET	SD	✓		CONDO E	CW & CE
Z4-1	LEVEL 4 - CONDO - WEST	FS/MPS/SD	✓		CONDO W	CW & CE
Z4-2	LEVEL 4 - CONDO - WEST - ELECTRICAL CLOSET	SD	✓		CONDO W	CW & CE
Z4-3	LEVEL 4 - CONDO - EAST	FS/MPS/SD	✓		CONDO E	CW & CE
Z4-4	LEVEL 4 - CONDO - EAST - ELECTRICAL CLOSET	SD	✓		CONDO E	CW & CE
Z5-1	LEVEL 5 - CONDO - WEST	FS/MPS/SD	✓		CONDO W	CW & CE
Z5-2	LEVEL 5 - CONDO - WEST - ELECTRICAL CLOSET	SD	✓		CONDO W	CW & CE
Z5-3	LEVEL 5 - CONDO - EAST	FS/MPS/SD	✓		CONDO E	CW & CE
Z5-4	LEVEL 5 - CONDO - EAST - ELECTRICAL CLOSET	SD	✓		CONDO E	CW & CE
Z6-1	LEVEL 6 - CONDO - WEST	FS/MPS/SD	✓		CONDO W	CW & CE
Z6-2	LEVEL 6 - CONDO - WEST - ELECTRICAL CLOSET	SD	✓		CONDO W	CW & CE
Z6-3	LEVEL 6 - CONDO - EAST	FS/MPS/SD	✓		CONDO E	CW & CE
Z6-4	LEVEL 6 - CONDO - EAST - ELECTRICAL CLOSET	SD	✓		CONDO E	CW & CE
Z7-1	LEVEL 7 - CONDO - WEST	FS/MPS/SD	✓		CONDO W	CW & CE
Z7-2	LEVEL 7 - CONDO - WEST - ELECTRICAL CLOSET	SD	✓		CONDO W	CW & CE
Z7-3	LEVEL 7 - CONDO - EAST	FS/MPS/SD	✓		CONDO E	CW & CE
Z7-4	LEVEL 7 - CONDO - EAST - ELECTRICAL CLOSET	SD	✓		CONDO E	CW & CE
Z8-1	LEVEL 8 - CONDO - WEST	FS/MPS/SD	✓		CONDO W	CW & CE
Z8-2	LEVEL 8 - CONDO - WEST - ELECTRICAL CLOSET	SD	✓		CONDO W	CW & CE
Z8-3	LEVEL 8 - CONDO - EAST	FS/MPS/SD	✓		CONDO E	CW & CE
Z8-4	LEVEL 8 - CONDO - EAST - ELECTRICAL CLOSET	SD	✓		CONDO E	CW & CE
Z9-1	LEVEL 9 - CONDO - WEST	FS/MPS/SD	✓		CONDO W	CW & CE
Z9-2	LEVEL 9 - CONDO - WEST - ELECTRICAL CLOSET	SD	✓		CONDO W	CW & CE
Z9-3	LEVEL 9 - CONDO - EAST	FS/MPS/SD	✓		CONDO E	CW & CE
Z9-4	LEVEL 9 - CONDO - EAST - ELECTRICAL CLOSET	SD	✓		CONDO E	CW & CE
Z10-1	LEVEL 10 - CONDO	FS/MPS/SD	✓		CONDO W	CW & CE
Z10-2	LEVEL 10 - CONDO - WEST - ELECTRICAL CLOSET	SD	✓		CONDO W	CW & CE
Z10-3	LEVEL 10 - CONDO - CENTER - ELECTRICAL CLOSET	SD	✓		CONDO W	CW & CE
Z10-4	LEVEL 10 - CONDO - EAST - ELECTRICAL CLOSET	SD	✓		CONDO E	CW & CE
Z11-1	LEVEL 11 - CONDO	FS/MPS/SD	✓		CONDO W	CW & CE
Z11-2	LEVEL 11 - CONDO - WEST - ELECTRICAL CLOSET	SD	✓		CONDO W	CW & CE
Z11-3	LEVEL 11 - CONDO - EAST - ELECTRICAL CLOSET	SD	✓		CONDO E	CW & CE
Z11-4	SAME					
Z12-1	LEVEL 12 - CONDO - WEST	FS/MPS/SD	✓		CONDO W	CW & CE
Z12-2	LEVEL 12 - CONDO - WEST - ELECTRICAL CLOSET	SD	✓		CONDO W	CW & CE
Z12-3	LEVEL 12 - CONDO - EAST	FS/MPS/SD	✓		CONDO E	CW & CE
Z12-4	LEVEL 12 - CONDO - EAST - ELECTRICAL CLOSET	SD	✓		CONDO E	CW & CE
Z13-1	LEVEL 13 - CONDO - WEST - ELECTRICAL CLOSET	SD	✓		CONDO W	CW & CE
Z13-2	LEVEL 13 - CONDO - EAST	FS/MPS/SD	✓		CONDO E	CW & CE
Z13-3	LEVEL 13 - CONDO - EAST - GENERATOR ROOM (HIGH TEMP.)	FS/HD/SD	✓		CONDO E	CW & CE
Z13-4	LEVEL 13 - CONDO - EAST - ELEVATOR MACHINE ROOM	FS/HD	✓		CONDO E	CW & CE
Z13-5	LEVEL 13 - CONDO - EAST - MECHANICAL ROOM	FS/HD	✓		CONDO E	CW & CE
Z13-6	LEVEL 13 - CONDO - EAST - NET ZERO MECHANICAL ROOM	SD	✓		CONDO E	CW & CE
Z13-7	LEVEL 13 - CONDO - EAST - LOFTY CCU ROOM	SD	✓		CONDO E	CW & CE
Z13-8	LEVEL 13 - CONDO - EAST - CONDO CCU ROOM	SD	✓		CONDO E	CW & CE
Z13-9	LEVEL 13 - CONDO - EAST - BEANFIELD MAIN ENTRANCE ROOM	SD	✓		CONDO E	CW & CE
Z14-1	SPARE					
Z15	SPARE					
Z16	GARBAGE CHUTE - WEST 1	FS/HD	✓		CONDO W	CW & CE
Z17	GARBAGE CHUTE - WEST 2	FS/HD	✓		CONDO W	CW & CE
Z18	GARBAGE CHUTE - EAST 1	FS/HD	✓		CONDO E	CW & CE
Z19	GARBAGE CHUTE - EAST 2	FS/HD	✓		CONDO E	CW & CE
Z20	SPARE					
Z21	SPARE					
Z22	STAIR A	SD	✓		CONDO W	CW & CE
Z23	STAIR GrSx	SD	✓		CONDO W	CW & CE
Z24	STAIR E	SD	✓		CONDO W	CW & CE
Z25	STAIR H	SD	✓		CONDO W	CW & CE
Z26	STAIR D	SD	✓		CONDO W	CW & CE
Z27	STAIR Z	SD	✓		CONDO W	CW & CE

CONDO

ZONE	DESCRIPTION	INITIATING DEVICES	REGISTERED AS ALARM	REGISTERED AS TROUBLE	INITIATE AS	DISPLAY
Z28	STAIR B	SD	✓		CONDO E	CW & CE
Z29	STAIR Jx	SD	✓		CONDO E	CW & CE
Z30	STAIR J	SD	✓		CONDO E	CW & CE
Z31	STAIR C	SD	✓		CONDO E	CW & CE
Z32	STAIR KrKsKy	SD	✓		CONDO E	CW & CE
Z33	SPARE					
Z34	SPARE					
Z35	SPARE					
Z36	ELEVATOR #1 PIT - CONDO	HD	✓		CONDO W	CW & CE
Z37	ELEVATOR #1 SHAFT - CONDO	HD	✓		CONDO W	CW & CE
Z38	SPARE					
Z39	ELEVATOR #2 PIT - CONDO	HD	✓		CONDO W	CW & CE
Z40	ELEVATOR #2 SHAFT - CONDO	HD	✓		CONDO W	CW & CE
Z41	SPARE					
Z42	ELEVATOR #3 PIT - CONDO	HD	✓		CONDO E	CW & CE
Z43	ELEVATOR #3 SHAFT - CONDO	HD	✓		CONDO E	CW & CE
Z44	SPARE					
Z45	ELEVATOR #4 PIT - CONDO	HD	✓		CONDO E	CW & CE
Z46	ELEVATOR #4 SHAFT - CONDO	HD	✓		CONDO E	CW & CE
Z47	SPARE					
Z48	ELEVATOR #7 PIT - CONDO - GARBAGE	HD	✓		CONDO E	CW & CE
Z49	ELEVATOR #7 SHAFT - CONDO - GARBAGE	HD	✓		CONDO E	CW & CE
Z50	SPARE					
Z51	ELEVATOR #8 PIT - CONDO - MOVING	HD	✓		CONDO E	CW & CE
Z52	ELEVATOR #8 SHAFT - CONDO - MOVING	HD	✓		CONDO E	CW & CE
Z53	SPARE					
Z54	ELEVATOR #10 PIT - COMM.	HD	✓		CONDO W	CW & CE
Z55	ELEVATOR #10 SHAFT - COMM.	HD	✓		CONDO W	CW & CE
Z56	SPARE					
Z57	ELEVATOR #11 PIT - COMM.	HD	✓		CONDO W	CW & CE
Z58	ELEVATOR #11 SHAFT - COMM.	HD	✓		CONDO W	CW & CE
Z59	SPARE					
Z60	ELEVATOR #12 PIT - CONDO	HD	✓		CONDO E	CW & CE
Z61	ELEVATOR #12 SHAFT - CONDO	HD	✓		CONDO E	CW & CE
Z62	SPARE					
Z63	PRE AMPLIFIER TROUBLE	SD		✓	CONDO W	CW & CE
Z64	TEL. VOICE TROUBLE			✓	CONDO W	CW & CE
Z65	COMMON TROUBLE			✓	CONDO W	CW & CE
Z66	SILENCE SWITCH			✓	CONDO W	CW & CE
Z67	SPRINKLER LOSS OF AIR PRESSURE			✓	CONDO W	CW & CE
Z68	SPRINKLER LOSS OF WATER PRESSURE			✓	CONDO W	CW & CE
Z69	SPRINKLER COMPRESSOR LOSS OF POWER			✓	CONDO W	CW & CE
Z70	SPRINKLER ROOM LOW TEMPERATURE			✓	CONDO W	CW & CE
Z71	JOCKEY PUMP			✓	CONDO W	CW & CE
Z72	PIPE TRACING PANEL FOR SPRINKLER/STAND PIPE LOSS OF POWER			✓	CONDO W	CW & CE
Z73	FIRE PUMP LOSS OF POWER			✓	CONDO W	CW & CE
Z74	FIRE PUMP RUNNING			✓	CONDO W	CW & CE
Z75	FIRE PUMP PHASE REVERSED			✓	CONDO W	CW & CE
Z76	GENERATOR LOW BATTERY			✓	CONDO W	CW & CE
Z77	GENERATOR RUNNING			✓	CONDO W	CW & CE
Z78	GENERATOR TROUBLE (COMMON)			✓	CONDO W	CW & CE
Z79	GENERATOR LOW GAS PRESSURE			✓	CONDO W	CW & CE
Z80	GENERATOR COMBUSTION AIR DAMPER FAULT			✓	CONDO W	CW & CE
Z81	GAS METER VALVE MONITORING	SV	✓		CONDO W	CW & CE
Z82	SPARE					
Z83	SNOW MELTING PANEL (P1 LEVEL)			✓	CONDO W	CW & CE
Z84	SNOW MELTING PANEL (LEVEL 13 AMENITY)			✓	CONDO W	CW & CE
Z85	PIPE TRACING PANEL (P1 LEVEL)			✓	CONDO W	CW & CE
Z86	PIPE TRACING PANEL LEVEL13 AMENITY)			✓	CONDO W	CW & CE
Z87	MAIN STORAGE TANK - LOW LEVEL			✓	CONDO W	CW & CE
Z88	MAIN STORAGE TANK - WATER TEMPERATURE			✓	CONDO W	CW & CE
Z89	MECHANICAL ROOM CO DETECTOR			✓	CONDO W	CW & CE
Z90	SPARE					
Z91	MAKE-UP AIR UNIT #1 - CONDO	DMSD	✓		CONDO W	CW & CE
Z92	MAKE-UP AIR UNIT #2 - CONDO	DMSD	✓		CONDO E	CW & CE
Z93	MAKE-UP AIR UNIT #3 - CONDO	DMSD	✓		CONDO E	CW & CE
Z94	SPARE					
Z95	SPARE					
Z96	SPARE					
Z97	STAIR PRESS SFC-03 - STAIR A	DMSD	✓		CONDO W	CW & CE
Z98	STAIR PRESS SP-X - STAIR E	DMSD	✓		CONDO W	CW & CE
Z99	STAIR PRESS SFCM-01 - STAIR D	DMSD	✓		CONDO W	CW & CE
Z100	STAIR PRESS SFC-01 - STAIR B	DMSD	✓		CONDO E	CW & CE
Z101	STAIR PRESS SFC-02 - STAIR C	DMSD	✓		CONDO E	CW & CE
Z102	SPARE					
Z103	FILTRATION SUMP PUMP HIGH FLOAT ALARM			✓	CONDO E	CW & CE
Z104	SPARE					
Z105	SPARE					
Z106	SPARE					
Z107	SPARE					
Z108	SPARE					
Z109	SPARE					
Z110	SPARE					
Z111	SPARE					
Z112	SPARE					
Z113	SPARE					
Z114	SPARE					
Z115	SPARE					
Z116	SPARE					
Z117	SPARE					
Z118	SPARE					
Z119	SPARE					
Z120	SPARE					

REFER TO 'MIRENDA' DRAWING 'SP-20' FOR COMPLETE PRESSURE SWITCH, FLOW SWITCH & SUPERVISORY VALVE SCHEDULE

ARTSCAPE

ZONE	DESCRIPTION	INITIATING DEVICES	REGISTERED AS ALARM	REGISTERED AS TROUBLE	INITIATE AS	DISPLAY
ZP4-1-A	U/G PARKING LEVEL P4 - ARTSCAPE BOILER ROOM (HIGH TEMP.)	FS/HD	✓		ARTSCAPE	ALL CACF
ZP4-2-A	U/G PARKING LEVEL P4 - ARTSCAPE CHILLER ROOM	FS/HD	✓		ARTSCAPE	ALL CACF
ZP3-1-A	U/G PARKING LEVEL P3 - ARTSCAPE , WEST	PS/SD/MPS	✓		ARTSCAPE	ALL CACF
ZP3-2-A	U/G PARKING LEVEL P3 - ARTSCAPE ELEVATOR LOBBY (P2/05)	SD	✓		ARTSCAPE	ALL CACF
Z1-1-A	U/G PARKING LEVEL P1 - ARTSCAPE ELEVATOR ROOM (P1/25)	SD	✓		ARTSCAPE	ALL CACF
Z1M-1-A	LEVEL 1M - ARTSCAPE - ELECTRICAL ROOM - PRE ACTION LOW AIR	SV		✓	ARTSCAPE	ALL CACF
Z1M2-1-A	LEVEL P1M - ARTSCAPE - ELECTRICAL ROOM - PRE ACTION LOST POWER				ARTSCAPE	ALL CACF
Z1M-2-A	LEVEL 1M - ARTSCAPE - ELECTRICAL ROOM	SD/HD/MPS	✓		ARTSCAPE	ALL CACF
Z1-1-A	LEVEL 1 - ARTSCAPE - ELEVATOR LOBBY	FS/MPS/SD	✓		ARTSCAPE	ALL CACF
Z1M-1-A	LEVEL 1M - ARTSCAPE	FS/MPS/SD	✓		ARTSCAPE	ALL CACF
Z1M-2-A	LEVEL 1M - ARTSCAPE - GARBAGE ROOM	SD	✓		ARTSCAPE	ALL CACF
Z2-1-A	LEVEL 2 - ARTSCAPE	FS/MPS/SD	✓		ARTSCAPE	ALL CACF
Z2-2-A	LEVEL 2 - ARTSCAPE - ELEC. CLOSET	SD	✓		ARTSCAPE	ALL CACF
Z3-1-A	LEVEL 3 - ARTSCAPE	FS/MPS/SD	✓		ARTSCAPE	ALL CACF
Z3-2-A	LEVEL 3 - ARTSCAPE - ELEC. CLOSET	SD	✓		ARTSCAPE	ALL CACF
Z4-1-A	LEVEL 4 - ARTSCAPE	FS/MPS/SD	✓		ARTSCAPE	ALL CACF
Z4-2-A	LEVEL 4 - ARTSCAPE - ELEC. CLOSET	SD	✓		ARTSCAPE	ALL CACF
Z5-1-A	LEVEL 5 - ARTSCAPE	FS/MPS/SD	✓		ARTSCAPE	ALL CACF
Z5-2-A	LEVEL 5 - ARTSCAPE - ELEC. CLOSET	SD	✓		ARTSCAPE	ALL CACF
Z6-1-A	LEVEL 6 - ARTSCAPE	FS/MPS/SD	✓		ARTSCAPE	ALL CACF
Z6-2-A	LEVEL 6 - ARTSCAPE - ELEC. CLOSET	SD	✓		ARTSCAPE	ALL CACF
Z7-1-A	LEVEL 7 - ARTSCAPE	FS/MPS/SD	✓		ARTSCAPE	ALL CACF
Z7-2-A	LEVEL 7 - ARTSCAPE - ELEC. CLOSET	SD	✓		ARTSCAPE	ALL CACF
Z8-1-A	LEVEL 8 - ARTSCAPE	FS/MPS/SD	✓		ARTSCAPE	ALL CACF
Z8-2-A	LEVEL 8 - ARTSCAPE - ELEC. CLOSET	SD	✓		ARTSCAPE	ALL CACF
Z9-1-A	LEVEL 9 - ARTSCAPE	FS/MPS/SD	✓		ARTSCAPE	ALL CACF
Z9-2-A	LEVEL 9 - ARTSCAPE - ELEC. CLOSET	SD	✓		ARTSCAPE	ALL CACF
Z13-1-A	LEVEL 13 - ARTSCAPE , ELEVATOR LOBBY	SD	✓		ARTSCAPE	ALL CACF
Z13-2-A	LEVEL 13 - ARTSCAPE , ELEVATOR MACHINE ROOM	SD	✓		ARTSCAPE	ALL CACF
Z13-3-A	LEVEL 13 - ARTSCAPE , AMENITY	FS/MPS/SD	✓		ARTSCAPE	ALL CACF
Z13-4-A	LEVEL 13 - ARTSCAPE , ELECTRICAL ROOM	SD	✓		ARTSCAPE	ALL CACF
Z13-5-A	LEVEL 13 - ARTSCAPE , GENERATOR ROOM (HIGH TEMP.)	FS/HD/SD	✓		ARTSCAPE	ALL CACF
Z13-6-A	LEVEL 13 - ARTSCAPE , MECHANICAL ROOM	FS/HD	✓		ARTSCAPE	ALL CACF
Z14-A	GARBAGE CHUTE - ARTSCAPE	FS/HD	✓		ARTSCAPE	ALL CACF
Z15-A	SPARE					
Z16-A	ELEVATOR #5 PIT - ARTSCAPE	HD	✓		ARTSCAPE	ALL CACF
Z17-A	ELEVATOR #5 SHAFT - ARTSCAPE	HD	✓		ARTSCAPE	ALL CACF
Z18-A	ELEVATOR #6 PIT - ARTSCAPE	HD	✓		ARTSCAPE	ALL CACF
Z19-A	ELEVATOR #6 SHAFT - ARTSCAPE	HD	✓		ARTSCAPE	ALL CACF
Z20-A	ELEVATOR #8 PIT - ARTSCAPE - MOVING	HD	✓		ARTSCAPE	ALL CACF
Z21-A	ELEVATOR #8 SHAFT - ARTSCAPE - MOVING	HD	✓		ARTSCAPE	ALL CACF
Z22-A	SPARE					
Z23-A	SPARE					
Z24-A	GENERATOR RUNNING			✓	ARTSCAPE	ALL CACF
Z25-A	GENERATOR TROUBLE (COMMON)			✓	ARTSCAPE	ALL CACF
Z26-A	GENERATOR LOW GAS PRESSURE			✓	ARTSCAPE	ALL CACF
Z27-A	GENERATOR COMBUSTION AIR DAMPER FAULT			✓	ARTSCAPE	ALL CACF
Z28-A	GAS METER VALVE MONITORING	SV	✓		ARTSCAPE	ALL CACF
Z29-A	SPARE				ARTSCAPE	ALL CACF
Z30-A	SNOW MELTING PANEL (LEVEL 1)			✓	ARTSCAPE	ALL CACF
Z31-A	SNOW MELTING PANEL (LEVEL 13)			✓	ARTSCAPE	ALL CACF
Z32-A	PIPE TRACING PANEL (LEVEL 1)			✓	ARTSCAPE	ALL CACF
Z33-A	PIPE TRACING PANEL (LEVEL13)			✓	ARTSCAPE	ALL CACF
Z34-A	MECHANICAL ROOM CO DETECTOR			✓	ARTSCAPE	ALL CACF
Z35-A	SPARE				ARTSCAPE	ALL CACF
Z36-A	MAKE-UP AIR UNIT - ARTSCAPE	DMSD	✓		ARTSCAPE	ALL CACF
Z37-A	SPARE					
Z38-A	SPARE					
Z39-A	SPARE					
Z40-A	SPARE					
Z41-A	SPARE					
Z42-A	SPARE					
Z43-A	SPARE					
Z44-A	SPARE					
Z45-A	SPARE					
Z46-A	SPARE					
Z47-A	SPARE					
Z48-A	SPARE					
Z49-A	SPARE					
Z50-A	SPARE					

REFER TO 'MIRENDA' DRAWING 'SP-20' FOR COMPLETE PRESSURE SWITCH, FLOW SWITCH & SUPERVISORY VALVE SCHEDULE

RETAIL

ZONE	DESCRIPTION	INITIATING DEVICES	REGISTERED AS ALARM	REGISTERED AS TROUBLE	INITIATE AS	DISPLAY
ZP4A-1-R	LEVEL P1M - RETAIL - CHILLER ROOM	FS/HD	✓		RETAIL	ALL CACF
Z1-1-R	LEVEL 1 - RETAIL - WEST	FS/MPS	✓		RETAIL	ALL CACF
Z1-2-R	LEVEL 1 - RETAIL - EAST	FS/MPS	✓		RETAIL	ALL CACF
Z1-3-R	LEVEL 1 - RETAIL - GARBAGE ROOM	FS/HD	✓		RETAIL	ALL CACF
Z1-4-R	LEVEL 1 - RETAIL - LOADING	FS/MPS	✓		RETAIL	ALL CACF
Z1M-1-R	LEVEL 1M - RETAIL - CONDESER ROOM	SD/HD/MPS	✓		RETAIL	ALL CACF
Z1M-2-R	LEVEL 1M - RETAIL - ELEC ROOM - PRE ACTION LOW AIR	SV		✓	RETAIL	ALL CACF
Z1M-3-R	LEVEL 1M - RETAIL - ELEC ROOM	FS		✓	RETAIL	ALL CACF
Z1M-4-R	LEVEL 1M - RETAIL - ELEC ROOM - PRE ACTION LOST POWER				RETAIL	ALL CACF
Z1M-5-R	LEVEL 1M - RETAIL - MECHANICAL ROOM	FS/HD	✓		RETAIL	ALL CACF
Z1M-7-R	LEVEL 1M - RETAIL