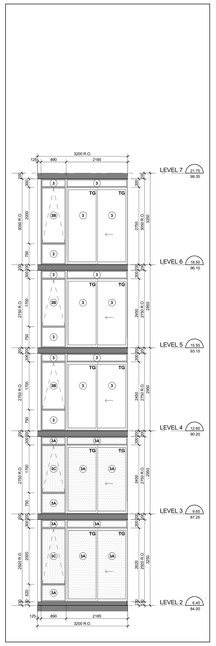

Interior East Elevation - Part 18 (19 / A4-12)
Scale: 1 : 50

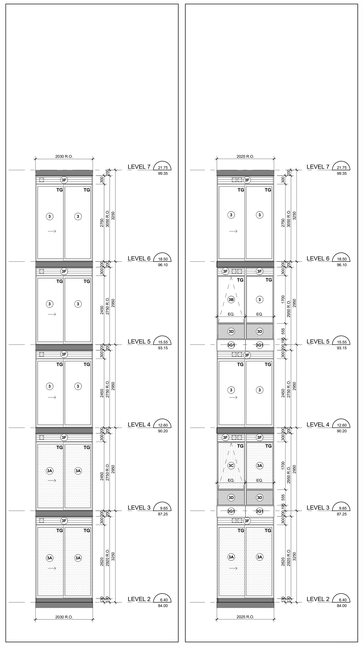

Interior East Elevation - Part 17 (18 / A4-12)
Scale: 1 : 50

Interior East Elevation - Part 16 (17 / A4-12)
Scale: 1 : 50

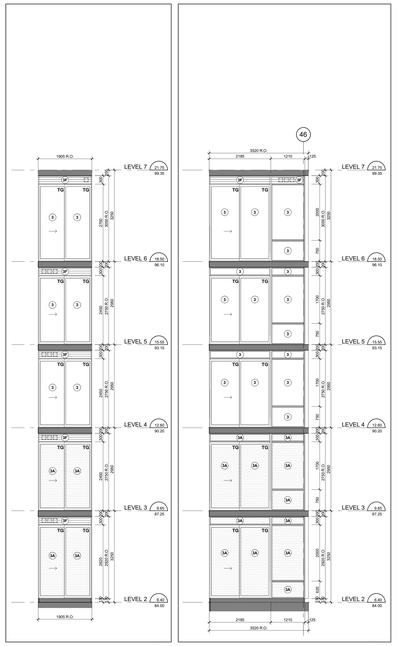

Interior East Elevation - Part 15 (16 / A4-12)
Scale: 1 : 50

Interior East Elevation - Part 14 (15 / A4-12)
Scale: 1 : 50

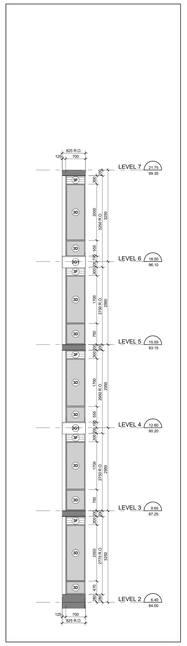

Interior East Elevation - Part 13 (14 / A4-12)
Scale: 1 : 50

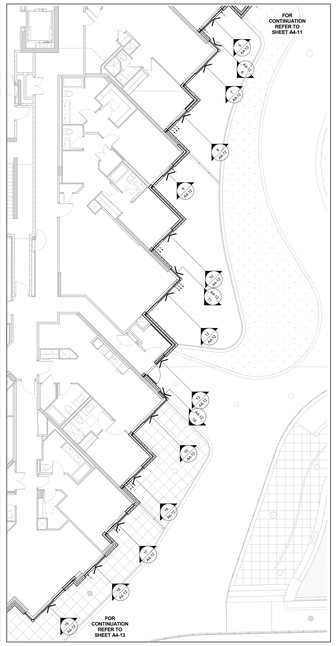

Window Schedule Partial Floor Plan - Level 2 (4 / A4-12)
Scale: 1 : 100

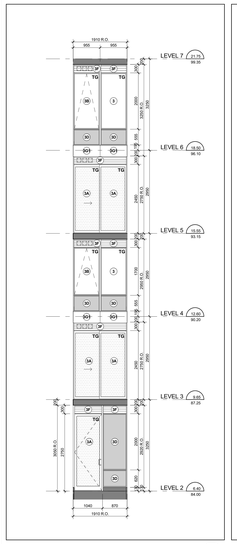

Interior East Elevation - Part 12 (13 / A4-12)
Scale: 1 : 50

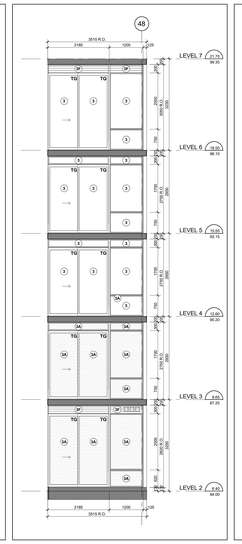

Interior East Elevation - Part 11 (12 / A4-12)
Scale: 1 : 50

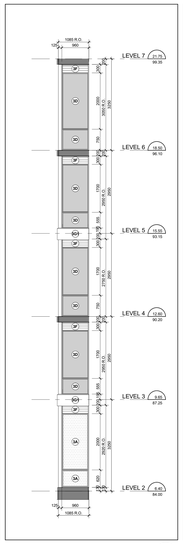

Interior East Elevation - Part 10 (11 / A4-12)
Scale: 1 : 50

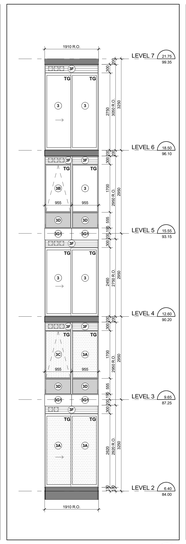

Interior East Elevation - Part 9 (10 / A4-12)
Scale: 1 : 50



Interior East Elevation - Part 8 (9 / A4-12)
Scale: 1 : 50

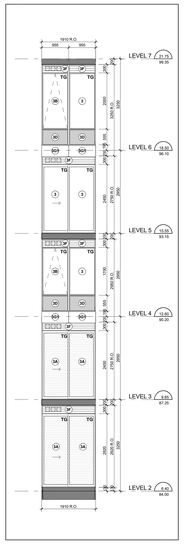

Interior East Elevation - Part 7 (8 / A4-12)
Scale: 1 : 50

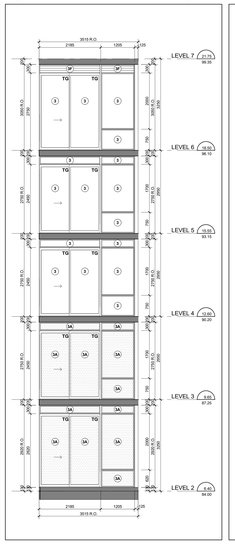

Interior East Elevation - Part 6 (7 / A4-12)
Scale: 1 : 50

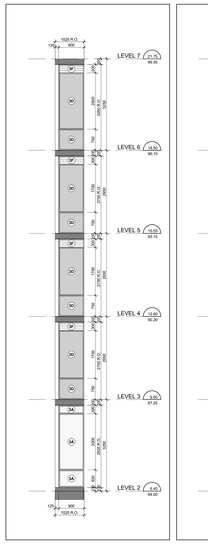

Interior East Elevation - Part 5 (6 / A4-12)
Scale: 1 : 50

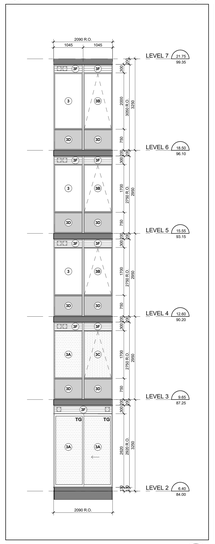

Interior East Elevation - Part 4 (5 / A4-12)
Scale: 1 : 50

TYPICAL WINDOW SCHEDULE NOTES:

1. ADD 10MM CAULKING ALL CHANGE ON ONE ON BOTH SIDES OF WINDOW OPENING.
2. ALL EXTERIOR AND WINDOW TRIMMER AS PER PLANS AND ELEVATIONS.
3. COORDINATE LOUVER LOCATIONS WITH MECHANICAL DRAWINGS.
4. COORDINATE ALL WINDOW SIZES WITH STRUCTURAL ENGINEER REPORT.
5. COORDINATE BALCONY/TERRACE ELECTRICAL OUTLETS WITH ELECTRICAL DRAWINGS.

OBC REQUIREMENTS:

9.7.2. WINDOW STANDARDS
(1) GLASS SHALL CONFORM TO:
(A) WINDOWS SHALL CONFORM TO:
(A) CAN/CGSB-12.1-M90, "TEMPERED GLASS".
(B) CAN/CGSB-12.11-M90, "WIRED GLASS".
9.7.3. GLASS STANDARDS
(1) GLASS SHALL CONFORM TO:
(A) CAN/CGSB-12.1-M90, "TEMPERED OR LAMINATED SAFETY GLASS".
(B) CAN/CGSB-12.2-M90 "FLAT, CLEAR SHEET GLASS".
(C) CAN/CGSB-12.3-M 90 "FLAT, FLOAT GLASS".
(D) CAN/CGSB-12.4-M90 "FLAT, TINTED GLASS".
(E) CAN/CGSB-12.8 "INSULATING GLASS UNITS".
(F) CAN/CGSB-12.10-M 90 "GLASS, LIGHT AND HEAT REFLECTING".
(G) CAN/CGSB-12.20-M90 "WIRED GLASS, FLAT".
(H) ASTM E119 "INSULATING GLASS UNIT PERFORMANCE AND EVALUATION".
9.7.5.2. STRUCTURAL DESIGN OF GLASS
(1) EXTERIOR GLASS IN WINDOWS, DOORS AND SKYLIGHTS SHALL BE DESIGNED IN CONFORMANCE WITH CAN/CGSB-12.20-M, "STRUCTURAL DESIGN OF GLASS FOR BUILDINGS".
9.7.6. SEALING COMPOUND
(1) A SEALING COMPOUND USED TO SEAL THE GLASS COMPONENT OF A FACTORY-SEALED DOUBLE-GLAZED UNIT TO THE SASH COMPONENT SHALL BE COMPATIBLE WITH THE MATERIAL USED TO EDGE SEAL THE GLASS COMPONENT.

9.7.5.4. WINDOWS ABOVE THE SECOND STOREY
(1) WINDOWS IN PUBLIC AREAS THAT EXTEND TO LESS THAN 1 000 MM FROM THE FLOOR AND ARE LOCATED ABOVE THE SECOND STOREY IN BUILDINGS OF RESIDENTIAL OCCUPANCY SHALL BE:
(A) FIXED, OR OPEN NO MORE THAN 100 MM WHEN OPERATED BY A SMALL OR
(B) NON-OPENABLE AND DESIGNED TO WITHSTAND THE LATERAL DESIGN LOADS FOR GUARDS AS PROVIDED IN ARTICLES 4.1.5.15. OR 9.8.8.2.
9.7.6.1. RESISTANCE TO FORCED ENTRY
9.7.6.1. FORCED ENTRY THROUGH WINDOWS
(1) IN DWELLING UNITS, WINDOWS, ANY PART OF WHICH IS LOCATED WITHIN 2 000 MM OF ADJACENT GROUND LEVEL, SHALL CONFORM TO CAN/CSA-A440.2, "RESISTANCE TO FORCED ENTRY AS DESCRIBED IN CLAUSE 10.12 OF CAN/CSA-A440.S2, "WINDOWS".

9.8.8.1. REQUIRED GUARDS
(1) EXCEPT AS PROVIDED IN SENTENCES (2) AND (3), EVERY SURFACE TO WHICH ACCESS IS PROVIDED FOR OTHER THAN MAINTENANCE PURPOSES, INCLUDING BUT NOT LIMITED TO FLIGHTS OF STEPS AND RAMPS, EXTERIOR LANDINGS, PORCHES, BALCONIES, GALLERIES AND RAISED SHALL BE PROTECTED BY A GUARD ON EACH SIDE THAT IS NOT PROTECTED BY A WALL FOR THE LENGTH WHERE, (A) THE DIFFERENCE IN ELEVATION BETWEEN THE ADJACENT SURFACE AND THE GROUND OR OTHER SURFACE, OR
(B) THE ADJACENT SURFACE WITHIN 1.2 M FROM THE WALKING SURFACE HAS A SLOPE OF MORE THAN 1 IN 2,
(B) GUARDS ARE NOT REQUIRED:
(A) ON THE STAGE AREA,
(B) AT FLOOR PITS IN REPAIR GARAGES FOR MAINTENANCE PURPOSES ONLY,
(C) ON THE UNENCLOSED SIDES OF STAGES,
(D) WHEN AN INTERIOR STAIR HAS MORE THAN 2 RISERS OR AN INTERIOR RAMP RISES MORE THAN 400 MM, THE SIDES OF THE STAIR OR RAMP THAT ARE ADJACENT TO THE FLOOR LEVEL AROUND THE STAIRWELL OR RAMP SHALL BE PROTECTED BY A GUARD ON EACH SIDE THAT IS NOT PROTECTED BY A WALL.

9.8.8.3. HEIGHT OF GUARDS
(1) EXCEPT AS PROVIDED IN SENTENCES (2) TO (4), ALL GUARDS SHALL BE NOT LESS THAN 1 070 MM HIGH.
(B) ALL GUARDS WITHIN DWELLING UNITS SHALL BE NOT LESS THAN 900 MM HIGH.
(C) GUARDS ON EXTERIOR STAIRS SHALL BE NOT LESS THAN 800 MM HIGH AND NOT LESS THAN 900 MM HIGH WHERE THE WALKING SURFACE SERVED BY THE GUARD IS NOT MORE THAN 1 800 MM ABOVE THE FINISHED GROUND LEVEL.
(D) GUARDS FOR FLIGHTS OF STEPS, EXCEPT IN REQUIRED EXIT STAIRS, SHALL BE NOT LESS THAN 900 MM HIGH.
(E) EXCEPT AS PROVIDED IN SENTENCE (5), STEEP SHALL BE MEASURED FROM A LINE DRAWN THROUGH THE LEADING EDGE OF THE TREAD SERVED BY THE GUARD.

9.8.8.7. GLASS IN GUARDS
(1) GLASS IN GUARDS SHALL BE:
(A) SAFETY GLASS OF THE LAMINATED OR TEMPERED TYPE CONFORMING TO CAN/CGSB-12.1-M, "TEMPERED OR LAMINATED SAFETY GLASS", OR,
(B) WIRED GLASS CONFORMING TO CAN/CGSB-12.11-M, "WIRED SAFETY GLASS".

12.5.5.11. WINDOWS AND GLAZING
(1) EXCEPT AS PROVIDED IN SENTENCES (2) AND (3), WINDOWS AND ALL GLAZING THAT SEPARATES HEATED SPACE FROM UNHEATED SPACE OR THE EXTERIOR SHALL CONFORM TO ARTICLES 12.2.6. AND 12.2.3.3.
(2) EXCEPT AS PROVIDED IN SENTENCES (3) AND (4), THE TOTAL AREA OF GLAZING, INCLUDING GLAZING FOR DOORS AND SKYLIGHTS, THAT SEPARATES HEATED SPACE FROM UNHEATED SPACE OR THE EXTERIOR SHALL BE LIMITED TO 15 PERCENT OF THE TOTAL AREA OF THE STOREY SERVED BY THE GLAZED AREAS AND SHALL NOT EXCEED 45 PER CENT OF THE TOTAL AREA OF THE WALLS OF THAT STOREY SERVED BY THE GLAZED AREAS, WHICH ARE ALSO THE SUM OF THE GLAZED AREAS AND THE OPAQUE PORTION OF THE WALL. IN CALCULATED AS ITS PROJECTED AREA ON A VERTICAL PLANE.
(3) EXCEPT AS PROVIDED IN SENTENCE (4), THE TOTAL AREA OF GLAZING, INCLUDING GLAZING FOR DOORS AND SKYLIGHTS, THAT SEPARATES HEATED SPACE FROM UNHEATED SPACE OR THE EXTERIOR SHALL BE NOT MORE THAN 2 PER CENT OF THE ACTUAL AREA WALTA CALCULATED BY THE RATIO OF THE REQUIRED THERMAL RESISTANCE DIVIDED BY THE ACTUAL THERMAL RESISTANCE OF THE GLAZING.
(4) EXCEPT AS PROVIDED IN SENTENCE (5), THE TOTAL AREA OF GLAZING, INCLUDING GLAZING FOR DOORS AND SKYLIGHTS, THAT HAS A SOLAR HEAT GAIN COEFFICIENT OF MORE THAN 0.75 THAT IS UNSHADED IN THE WINTER AND FACES A DIRECTION WITHIN 45° OF DUE SOUTH MAY BE ADJUSTED TO BE 50 PERCENT OF ITS UNSHADED AREA IN CALCULATING THE MAXIMUM AREA OF GLAZING IN SENTENCES (2) AND (3) PROVIDED THE BUILDING IS DESIGNED TO MEET THE REQUIREMENTS OF SUBSECTION 3.2.1. OF NBC DIVISION B, PART 3 FOR HEATING, AND THE ENERGY LOSS CALCULATED FOR THE PURPOSE OF DETERMINING WHETHER OR NOT THE GLAZING IS SHADED IN THE WINTER, THE SHADING SHALL BE ADJUSTED USING THE NOON SUN ANGLES OF DECEMBER 21.
(5) EXCEPT AS PROVIDED IN SENTENCE (6), WHERE THE BUILDING IS DESIGNED TO BE COOLED UNLESS THE GLAZING DESCRIBED IN SENTENCE (4) IS SHADED IN THE SUMMER WITH EXTERIOR DEVICES, FOR THE PURPOSE OF DETERMINING WHETHER OR NOT THE GLAZING IS SHADED IN THE SUMMER, THE SHADING SHALL BE CALCULATED USING THE NOON SUN ANGLES OF JUNE 21.

12.5.5.13. AIR INFILTRATION
(1) WINDOWS THAT SEPARATE HEATED SPACE FROM UNHEATED SPACE OR THE EXTERIOR SHALL BE DESIGNED TO LIMIT THE RATE OF AIR INFILTRATION TO NOT MORE THAN 0.775 L/S FOR EACH METRE OF SASH CRACK WHEN TESTED AT PRESSURE DIFFERENTIAL OF 75 PA IN CONFORMANCE WITH SENTENCE (2).
(2) EXCEPT AS PROVIDED IN SENTENCE (3), THE RATE OF AIR INFILTRATION TO NOT MORE THAN 0.775 L/S FOR EACH SQUARE METRE OF DOOR AREA UNDER SPECIFIED PRESSURE DIFFERENCES ACROSS THE SPECIMEN.
(3) MANUALLY OPERATED EXTERIOR SLIDING GLASS DOOR ASSEMBLIES THAT SEPARATE HEATED SPACE FROM UNHEATED SPACE OR THE EXTERIOR SHALL BE DESIGNED TO LIMIT THE RATE OF AIR INFILTRATION TO NOT MORE THAN 0.1 L/S FOR EACH SQUARE METRE OF DOOR AREA WHEN TESTED IN CONFORMANCE WITH SENTENCE (2).
(4) EXCEPT WHERE THE DOOR IS WEATHERSTRIPPED ON ALL EDGES AND PROTECTED WITH A STORM DOOR OR BY AN ENCLOSED VESTIBULE, THE RATE OF AIR INFILTRATION TO NOT MORE THAN 0.775 L/S FOR EACH SQUARE METRE OF DOOR AREA WHEN TESTED AT PRESSURE DIFFERENCES ACROSS THE SPECIMEN.
(5) WINDOWS, DOORS AND SKYLIGHTS SHALL BE DESIGNED TO LIMIT THE RATE OF AIR INFILTRATION TO NOT MORE THAN 0.775 L/S FOR EACH SQUARE METRE OF DOOR AREA.
(6) DOOR ASSEMBLIES OTHER THAN THOSE DESCRIBED IN SENTENCES (3) AND (5), THAT SEPARATE HEATED SPACE FROM UNHEATED SPACE OR THE EXTERIOR SHALL BE DESIGNED TO LIMIT THE RATE OF AIR INFILTRATION TO NOT MORE THAN 1.0 L/S FOR EACH METRE OF DOOR CRACK WHEN TESTED IN CONFORMANCE WITH SENTENCE (2).
(8) CAULKING MATERIAL TO REDUCE AIR INFILTRATION SHALL CONFORM TO THE REQUIREMENTS IN SUBSECTION 9.27.4.
(9) WHERE THERE IS A POSSIBILITY OF AIR LEAKAGE BETWEEN HEATED SPACE IN A BUILDING THROUGH THE EXTERIOR WALLS, SUCH AS AT OTHER LOCATION WHERE THERE IS A POSSIBILITY OF AIR LEAKAGE BETWEEN HEATED SPACE IN A BUILDING THROUGH THE EXTERIOR WALLS, SUCH AS AT UTILITY SERVICE ENTRANCES, SHALL BE CAULKED, GASKETED OR SEALED TO RESTRICT SUCH AIR LEAKAGE.
(10) WINDOWS, DOORS AND SKYLIGHTS SHALL BE DESIGNED TO LIMIT THE RATE OF AIR INFILTRATION TO NOT MORE THAN 0.775 L/S FOR EACH SQUARE METRE OF DOOR AREA WHEN TESTED IN CONFORMANCE WITH THE REQUIREMENTS OF SUBSECTION 9.25.3.

Typical Window Schedule Notes (3 / A4-12)
NTS

WINDOW SCHEDULE LEGEND

13148 - AQUAVISTA
UPDATED: FEBRUARY 16, 2016

3 PREFINISHED ALUMINUM WINDOW WALL: VISION PANEL
ALUM COLOUR: EXTERIOR - PPG UC7621AF DURANAR GREY VELVET; INTERIOR - A1085 DURACRON WHITE
GLASS TYPE: CLEAR INNER & OUTER LITE, GUARDIAN SUNGUARD - SUPERNEUTRAL SN64 ON SURFACE 2

3A PREFINISHED ALUMINUM WINDOW WALL: VISION PANEL FRIT PATTERN
ALUM COLOUR: EXTERIOR - PPG UC7621AF DURANAR GREY VELVET; INTERIOR - A1085 DURACRON WHITE
GLASS TYPE: CLEAR INNER & OUTER LITE, GUARDIAN SUNGUARD - SUPERNEUTRAL SN64 ON SURFACE 2; WHITE FRIT SM64 DIAMETER DOTS IN 100M SQUARE PATTERN ON SURFACE 2

3B PREFINISHED ALUMINUM WINDOW WALL: OPERABLE AWNING
ALUM COLOUR: EXTERIOR - PPG UC7621AF DURANAR GREY VELVET; INTERIOR - A1085 DURACRON WHITE
GLASS TYPE: CLEAR INNER & OUTER LITE, GUARDIAN SUNGUARD - SUPERNEUTRAL SN64 ON SURFACE 2

3C PREFINISHED ALUMINUM WINDOW WALL: OPERABLE AWNING FRIT PATTERN
ALUM COLOUR: EXTERIOR - PPG UC7621AF DURANAR GREY VELVET; INTERIOR - A1085 DURACRON WHITE
GLASS TYPE: CLEAR INNER & OUTER LITE, GUARDIAN SUNGUARD - SUPERNEUTRAL SN64 ON SURFACE 2; WHITE FRIT SM64 DIAMETER DOTS IN 100M SQUARE PATTERN ON SURFACE 2

3D PREFINISHED ALUMINUM WINDOW WALL: GLASS SPANDREL PANEL
ALUM COLOUR: EXTERIOR - PPG UC7621AF DURANAR GREY VELVET; INTERIOR - A1085 DURACRON WHITE
GLASS TYPE: CLEAR FLOAT
COLOUR: SOLID FRIT VIRACON SUBDUED GRAY VISO ON SURFACE 2

3E PREFINISHED ALUMINUM WINDOW WALL: METAL SPANDREL PANEL
ALUM COLOUR: EXTERIOR - PPG UC7621AF DURANAR GREY VELVET; INTERIOR - A1085 DURACRON WHITE
METAL PANEL: PPG UC7621AF DURANAR GREY VELVET

3F PREFINISHED ALUMINUM WINDOW WALL: METAL LOUVER
ALUM COLOUR: EXTERIOR - PPG UC7621AF DURANAR GREY VELVET; INTERIOR - A1085 DURACRON WHITE
METAL LOUVER: PPG UC7621AF DURANAR GREY VELVET

3G1 PREFINISHED ALUMINUM WINDOW WALL: METAL SLAB COVER - PROFILE 40x420mm
ALUM COLOUR: EXTERIOR - PPG UC7621AF DURANAR GREY VELVET; INTERIOR - A1085 DURACRON WHITE
SLAB COVER: PPG UC1806TSSL DURANAR XL STEEL SILVER CITY

3G2 PREFINISHED ALUMINUM WINDOW WALL: METAL SLAB COVER - PROFILE 105x420mm
ALUM COLOUR: EXTERIOR - PPG UC7621AF DURANAR GREY VELVET; INTERIOR - A1085 DURACRON WHITE
SLAB COVER: PPG UC1806TSSL DURANAR XL STEEL SILVER CITY

3G3 PREFINISHED ALUMINUM WINDOW WALL: METAL SLAB COVER - PROFILE 220x420mm
ALUM COLOUR: EXTERIOR - PPG UC7621AF DURANAR GREY VELVET; INTERIOR - A1085 DURACRON WHITE
SLAB COVER: PPG UC1806TSSL DURANAR XL STEEL SILVER CITY

3H PREFINISHED ALUMINUM WINDOW WALL: OPERABLE WINDOW - VISION PANEL
ALUM COLOUR: EXTERIOR - PPG UC7621AF DURANAR GREY VELVET; INTERIOR - A1085 DURACRON WHITE
GLASS TYPE: CLEAR INNER & OUTER LITE, GUARDIAN SUNGUARD - SUPERNEUTRAL SN64 ON SURFACE 2

3J PREFINISHED ALUMINUM WINDOW WALL: OPERABLE WINDOW - GLASS SPANDREL PANEL
ALUM COLOUR: EXTERIOR - PPG UC7621AF DURANAR GREY VELVET; INTERIOR - A1085 DURACRON WHITE
GLASS TYPE: CLEAR FLOAT
COLOUR: SOLID FRIT VIRACON SUBDUED GRAY VISO ON SURFACE 2

3K PREFINISHED ALUMINUM WINDOW WALL: OPERABLE WINDOW - METAL LOUVER
ALUM COLOUR: EXTERIOR - PPG UC7621AF DURANAR GREY VELVET; INTERIOR - A1085 DURACRON WHITE
METAL LOUVER: PPG UC7621AF DURANAR GREY VELVET

4 PREFINISHED STOREFRONT CURTAINWALL: VISION PANEL (GROUND FLOOR)
ALUM COLOUR: EXTERIOR - PPG UC7621AF DURANAR GREY VELVET; INTERIOR - PPG UC7621AF DURANAR GREY VELVET
GLASS TYPE: CLEAR INNER & OUTER LITE, GUARDIAN SUNGUARD - SUPERNEUTRAL SN60 ON SURFACE 2

4A PREFINISHED STOREFRONT CURTAINWALL: VISION PANEL FRIT PATTERN (GROUND FLOOR)
ALUM COLOUR: EXTERIOR - PPG UC7621AF DURANAR GREY VELVET; INTERIOR - PPG UC7621AF DURANAR GREY VELVET
GLASS TYPE: CLEAR INNER & OUTER LITE, GUARDIAN SUNGUARD - SUPERNEUTRAL SN60 ON SURFACE 2; WHITE FRIT SM64 DIAMETER DOTS IN 100M SQUARE PATTERN ON SURFACE 2

4B PREFINISHED STOREFRONT CURTAINWALL: SHADOW BOX (GROUND FLOOR)
ALUM COLOUR: EXTERIOR - PPG UC7621AF DURANAR GREY VELVET; INTERIOR - PPG UC7621AF DURANAR GREY VELVET
GLASS TYPE: CLEAR INNER & OUTER LITE, GUARDIAN SUNGUARD - SUPERNEUTRAL SN60 ON SURFACE 2
COLOUR: WHITE COLOUR PAINT ON ALUMINUM PAN BEHIND SURFACE 2

4C PREFINISHED STOREFRONT CURTAINWALL: GLASS SPANDREL PANEL (GROUND FLOOR)
ALUM COLOUR: EXTERIOR - PPG UC7621AF DURANAR GREY VELVET; INTERIOR - PPG UC7621AF DURANAR GREY VELVET
GLASS TYPE: CLEAR INNER & OUTER LITE, GUARDIAN SUNGUARD - SUPERNEUTRAL SN60 ON SURFACE 2
COLOUR: SOLID FRIT GREY VELVET ON SURFACE 2

4D PREFINISHED STOREFRONT CURTAINWALL: METAL LOUVER (GROUND FLOOR)
ALUM COLOUR: EXTERIOR - PPG UC7621AF DURANAR GREY VELVET; INTERIOR - PPG UC7621AF DURANAR GREY VELVET
METAL LOUVER: PPG UC7621AF DURANAR GREY VELVET

4E PREFINISHED STOREFRONT CURTAINWALL: METAL SPANDREL PANEL (GROUND FLOOR)
ALUM COLOUR: EXTERIOR - PPG UC7621AF DURANAR GREY VELVET; INTERIOR - PPG UC7621AF DURANAR GREY VELVET
METAL PANEL: PPG UC7621AF DURANAR GREY VELVET

4F PREFINISHED STOREFRONT CURTAINWALL: VISION PANEL FRIT PATTERN (GROUND FLOOR)
ALUM COLOUR: EXTERIOR - PPG UC7621AF DURANAR GREY VELVET; INTERIOR - PPG UC7621AF DURANAR GREY VELVET
GLASS TYPE: CLEAR INNER & OUTER LITE, GUARDIAN SUNGUARD - SUPERNEUTRAL SN60 ON SURFACE 2; GREY VELVET HORIZONTAL FRIT PATTERN ON SURFACE 2

LEGEND

BBQ	BBQ GAS CONNECTION - REFER TO MECHANICAL DRAWINGS
NFHB	NON-FREEZE HOSE BIBB - REFER TO MECHANICAL DRAWINGS
WDR	WEATHERPROOF DUPLEX RECEPTACLE - REFER TO ELECTRICAL DRAWINGS
LF	LIGHT FIXTURE - REFER TO ELECTRICAL DRAWINGS
TQ	TEMPERED GLASS

Window Schedule Legend (1 / A4-12)
NTS

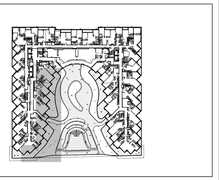

Window Schedule Key Plan - Level 2 (2 / A4-12)
NTS

Contractor Must Check And Verify All Dimensions On The Job.
Do Not Scale The Drawings.
All Drawings, Specifications And Related Documents Are The Copyright Of The Architect And Must Be Returned Upon Request.
Reproduction Of Drawings, Specifications And Related Documents In Part Or Whole Is Forbidden Without The Architects Written Permission.

The Drawing Is Not To Be Used For Construction Until Signed By The Architect.

Date: **November 4, 2016**

SEAL MUST BE SIGNED TO BE VALID

Construction

KIRKOR ARCHITECTS + PLANNERS
20 Martin Ross Avenue, Toronto, Ontario, M3J 2K8
Tel 416 665-6065, Fx1 416 665-1234, www.kirkorarchitects.com

No.	Revision	Date
2	Construction	Nov. 4, 2016
1	Tender	Oct. 19, 2015

No.	Issued For	Date

AQUAVISTA
AT BAYSIDE TORONTO

Drawing Title
Window Schedule - Level 2 - Interior East Elevation

Project
Hines TRIDEL
AQUAVISTA
Block 3 - R3 & R4
263 Queens Quay East
Toronto, ON

Scale	As indicated
Drawn by	E.V. / M.N.
Checked by	C.A.
Project No.	13148
Date	November 4, 2016
Drawing No.	A4-12

Plot Date: 11/2/2016 11:55:17 AM File Path: C:\Users\vbacsa\Documents\REVIT 2015 WORKING FILES\13148PJD-Mode-Building R3-R4_vbacsa.rvt