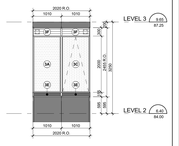

ELEVATION VIEW

FLOOR PLAN VIEW

Interior East Elevation - Part 3 24 A4-11
Scale: 1 : 50

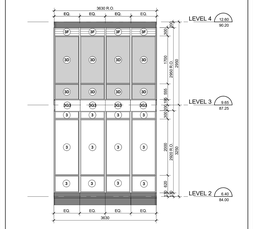

ELEVATION VIEW

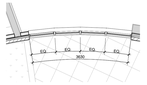

FLOOR PLAN VIEW

Interior East Elevation - Part 2 23 A4-11
Scale: 1 : 50

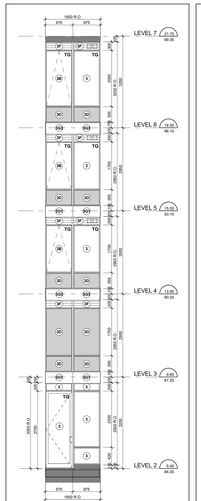

ELEVATION VIEW

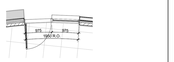

FLOOR PLAN VIEW

Interior East Elevation - Part 1 22 A4-11
Scale: 1 : 50

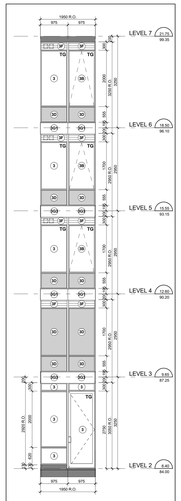

ELEVATION VIEW

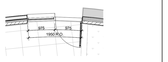

FLOOR PLAN VIEW

Interior West Elevation - Part 21 21 A4-11
Scale: 1 : 50

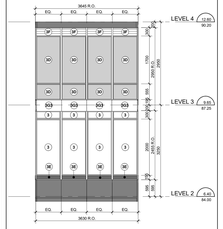

ELEVATION VIEW

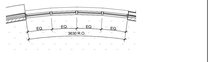

FLOOR PLAN VIEW

Interior West Elevation - Part 20 20 A4-11
Scale: 1 : 50

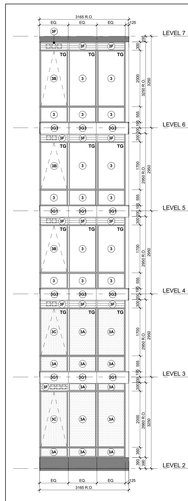

ELEVATION VIEW

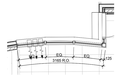

FLOOR PLAN VIEW

Interior West Elevation - Part 19 19 A4-11
Scale: 1 : 50

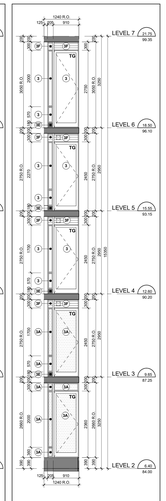

Interior West - Part 18 18 A4-11
Scale: 1 : 50

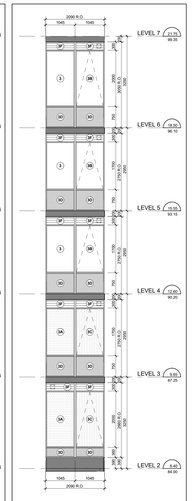

Interior West Elevation - Part 17 17 A4-11
Scale: 1 : 50

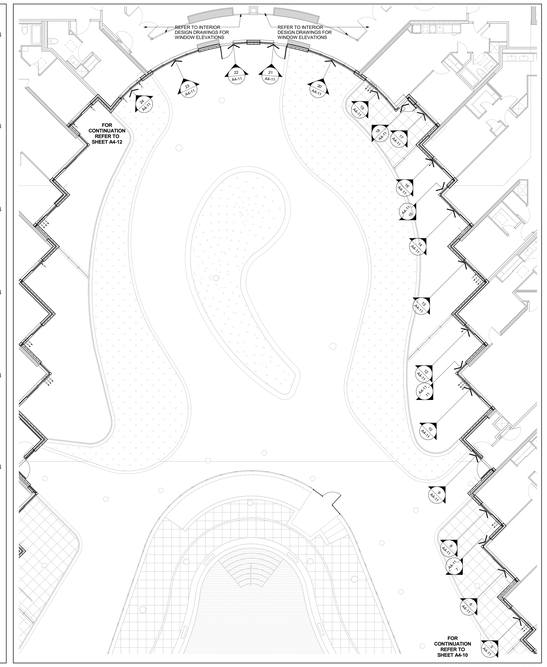

Window Schedule Partial Floor Plan - Level 2 4 A4-11
Scale: 1 : 100

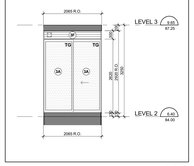

Interior West Elevation - Part 16 16 A4-11
Scale: 1 : 50

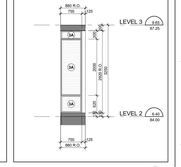

Interior West - Part 15 15 A4-11
Scale: 1 : 50

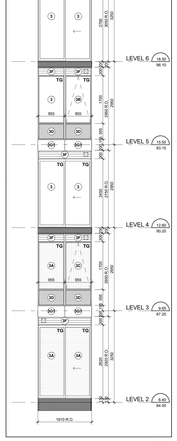

Interior West - Part 12 12 A4-11
Scale: 1 : 50

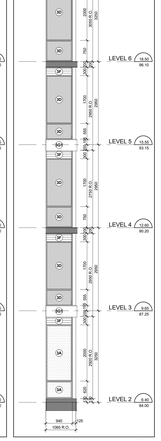

Interior West - Part 11 11 A4-11
Scale: 1 : 50

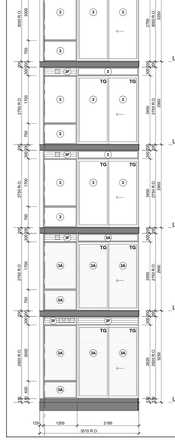

Interior West Elevation - Part 10 10 A4-11
Scale: 1 : 50

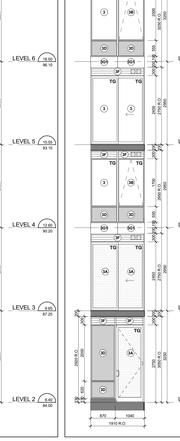

Interior West Elevation - Part 9 9 A4-11
Scale: 1 : 50

Interior West Elevation - Part 8 8 A4-11
Scale: 1 : 50

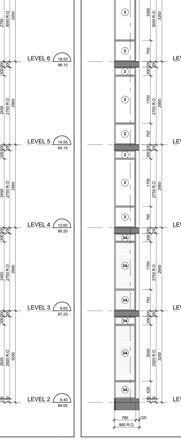

Interior West - Part 7 7 A4-11
Scale: 1 : 50

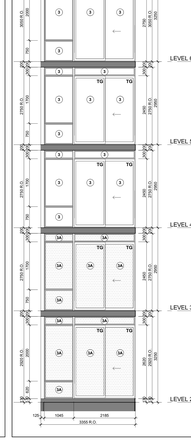

Interior West Elevation - Part 6 6 A4-11
Scale: 1 : 50

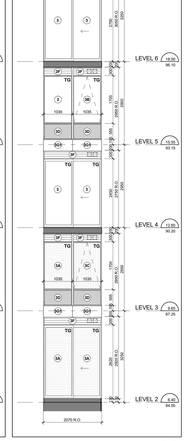

Interior West Elevation - Part 5 5 A4-11
Scale: 1 : 50

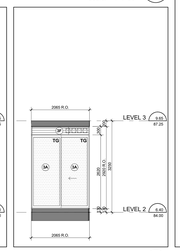

Interior West Elevation - Part 14 14 A4-11
Scale: 1 : 50

Interior West - Part 13 13 A4-11
Scale: 1 : 50

TYPICAL WINDOW SCHEDULE NOTES:

1. ADD 10MM CAULKING ALL CHANGE ON ONE SIDE OR BOTH SIDES OF WINDOW OPENING.
2. ALL EXTERIOR WINDOW SHINGS AS REFER DWG AND ELEVATIONS.
3. COORDINATE LOUVER LOCATIONS WITH MECHANICAL DRAWINGS.
4. COORDINATE ALL WINDOW SIZES WITH STRUCTURAL DRAWINGS / REPORT.
5. COORDINATE BALCONY/TERRACE ELECTRICAL OUTLETS WITH ELECTRICAL DRAWINGS.

OBC REQUIREMENTS:

9.7.2. WINDOW STANDARDS
(1) GLASS SHALL CONFORM TO:
(a) WINDOWS SHALL CONFORM TO:
(b) CANCGSB-12.20-M86, "GLAZING"
(c) CSA-A440.2-14, "ENERGY EFFICIENT SELECTION GUIDE TO CSA STANDARD CANCSA-A440.00 WINDOWS".
9.7.3. GLASS STANDARDS
(1) GLASS SHALL CONFORM TO:
(a) CANCGSB-12.1-M90 "TEMPERED OR LAMINATED SAFETY GLASS".
(b) CANCGSB-12.2-M: "FLAT, CLEAR SHEET GLASS".
(c) CANCGSB-12.3-M: "FLAT, CLEAR FLOAT GLASS".
(d) CANCGSB-12.4-M: "WIRED SAFETY GLASS".
(e) CANCGSB-12.8: "INSULATING GLASS UNITS".
(f) CANCGSB-12.10-M: "GLASS, LIGHT AND HEAT REFLECTING".
(g) CANCGSB-12.11-M90: "WIRED GLASS, FLAT".
(h) ASTM E2190: "INSULATING GLASS UNIT PERFORMANCE AND EVALUATION".
9.7.5.2. STRUCTURAL DESIGN OF GLASS
(1) THE STRUCTURAL DESIGN OF GLAZING AND SKYLIGHTS SHALL BE DESIGNED IN CONFORMANCE WITH CANCGSB-12.20-M.
9.7.6. SEALING COMPOUND
(1) THE SEALING COMPOUND USED TO SEAL THE GLASS COMPONENT OF A FACTORY-SEALED DOUBLE-GLAZED UNIT TO THE SASH COMPONENT SHALL BE COMPATIBLE WITH THE MATERIAL USED TO EDGE SEAL THE GLASS COMPONENT.
9.7.6. WINDOWS ABOVE THE SECOND STOREY
(1) WINDOWS IN PUBLIC AREAS THAT EXTEND TO LESS THAN 1.000 MM FROM THE FLOOR AND ARE LOCATED ABOVE THE SECOND STOREY IN BUILDINGS OF RESIDENTIAL OCCUPANCY SHALL BE:
(a) FIXED, OR OPERABLE WITH OPENINGS THAT WILL NOT ALLOW A SPHERE, 100 MM IN DIAMETER, TO PASS THROUGH;
(b) NON-OPENABLE AND DESIGNED TO WITHSTAND THE LATERAL DESIGN LOADS FOR GUARDS AS PROVIDED IN ARTICLES 4.1.5.15. OR 9.8.8.2.
(c) RESISTANCE TO FORCED ENTRY
9.7.6.1. FORCED ENTRY THROUGH WINDOWS
(1) IN DWELLING UNITS, WINDOWS, ANY PART OF WHICH IS LOCATED WITHIN 2.000 MM OF ADJACENT GROUND LEVEL, SHALL CONFORM TO CANCSA-A440.2-14 REGARDING TO FORCED ENTRY AS DESCRIBED IN CLAUSE 10.10. OF CANCSA-A440.S2, "WINDOWS".
9.8.8.1. REQUIRED GUARDS
(1) EXCEPT AS PROVIDED IN SENTENCES (2) AND (3), EVERY SURFACE TO WHICH ACCESS IS PROVIDED FOR OTHER THAN MAINTENANCE PURPOSES, INCLUDING BUT NOT LIMITED TO FLOORS OF STEPS AND RAMPS, EXTERIOR LANDINGS, PORCHES, BALCONIES, GALLERIES AND RAMPS, SHALL BE PROTECTED BY A GUARD ON EACH SIDE THAT IS NOT PROTECTED BY A WALL FOR THE LENGTH WHERE, (a) THE ADJACENT SURFACE WITHIN 1.200 MM FROM THE WALKING SURFACE HAS A DROP OF MORE THAN 1 M, OR
(b) THE ADJACENT SURFACE WITHIN 1.2 M FROM THE WALKING SURFACE HAS A SLOPE OF MORE THAN 1 IN 2.
(2) GUARDS ARE NOT REQUIRED:
(a) ON THE FRONT OF STAIRS,
(b) AT FLOOR PITS IN REPAIR GARAGES OR
(c) ON THE SIDE OF RAMPS USED FOR MAINTENANCE PURPOSES ONLY.
(3) WHEN AN INTERIOR STAIR HAS MORE THAN 2 RISERS OR AN INTERIOR RAMP RISES MORE THAN 400 MM, THE SIDES OF THE STAIR OR RAMP THAT ARE NOT PROTECTED BY A WALL, COR LEVEL AROUND THE STAIRWELL, OR RAMP SHALL BE PROTECTED BY A GUARD ON EACH SIDE THAT IS NOT PROTECTED BY A WALL.
9.8.8.3. HEIGHT OF GUARDS
(1) EXCEPT AS PROVIDED IN SENTENCES (2) TO (4), ALL GUARDS SHALL BE NOT LESS THAN 1.070 MM HIGH.
(6) ALL GUARDS WITHIN DWELLING UNITS SHALL BE NOT LESS THAN 900 MM HIGH.
(7) EXCEPT AS PROVIDED IN SENTENCE (8), ALL GUARDS SHALL BE NOT LESS THAN 900 MM HIGH WHERE THE WALKING SURFACE SERVED BY THE GUARD IS NOT MORE THAN 1.800 MM ABOVE THE FINISHED GROUND LEVEL.
(8) GUARDS FOR FLIGHTS OF STEPS, EXCEPT IN REQUIRED EXIT STAIRS, SHALL BE NOT LESS THAN 900 MM HIGH.
(9) EXCEPT AS PERMITTED IN SENTENCE (10), STEPH SHALL BE MEASURED VERTICALLY FROM A LINE DRAWN THROUGH THE LEADING EDGE OF THE TREADS SERVED BY THE GUARD.
9.8.8.7. GLASS IN GUARDS
(1) GLASS IN GUARDS SHALL BE:
(a) SAFETY GLASS OF THE LAMINATED OR TEMPERED TYPE CONFORMING TO CANCGSB-12.1-M, "TEMPERED OR LAMINATED SAFETY GLASS", OR
(b) WIRED GLASS CONFORMING TO CANCGSB-12.11-M, "WIRED SAFETY GLASS".

12.3.3.1. WINDOWS AND GLAZING
(1) EXCEPT AS PROVIDED IN SENTENCES (2) AND (3), WINDOWS AND ALL GLAZING THAT SEPARATES HEATED SPACE FROM UNHEATED SPACE OR THE EXTERIOR SHALL CONFORM TO ARTICLES 12.3.2.6. AND 12.3.2.9.
(2) EXCEPT AS PROVIDED IN SENTENCES (3) AND (4), THE TOTAL AREA OF GLAZING, INCLUDING GLAZING FOR DOORS AND SKYLIGHTS, THAT SEPARATES HEATED SPACE FROM UNHEATED SPACE OR THE EXTERIOR SHALL BE NOT MORE THAN 15% OF THE TOTAL AREA OF THE WALLS OF THAT STOREY OF THE STOREY SERVED BY THE GLAZED AREAS AND SHALL NOT EXCEED 40 PER CENT OF THE TOTAL AREA OF THE WALLS OF THAT STOREY FACING ONE ORIENTATION, WHERE THE TOTAL AREA OF GLAZING IS NOT MORE THAN 15% OF THE TOTAL AREA OF THE WALLS OF THAT OPAQUE PORTION OF THE WALL, IS CALCULATED AS ITS PROJECTED AREA ON A VERTICAL PLANE.
(3) EXCEPT AS PROVIDED IN SENTENCE (4), THE TOTAL AREA OF GLAZING, INCLUDING GLAZING FOR DOORS AND SKYLIGHTS, THAT SEPARATES HEATED SPACE FROM UNHEATED SPACE OR THE EXTERIOR SHALL BE NOT MORE THAN 2.5 M² OF GLAZING FOR THE PURPOSE OF APPLYING SENTENCE (2) MAY BE DEEMED EQUAL TO THE ACTUAL AREA MULTIPLIED BY THE RATIO OF THE REQUIRED THERMAL RESISTANCE DIVIDED BY THE ACTUAL THERMAL RESISTANCE OF THE GLAZING.
(4) EXCEPT AS PERMITTED IN SENTENCE (5), THE TOTAL AREA OF GLAZING, INCLUDING GLAZING FOR DOORS AND SKYLIGHTS, THAT HAS A SOLAR HEAT GAIN COEFFICIENT OF MORE THAN 0.75 THAT IS UNSHADED IN THE WINTER AND FACES A DIRECTION WITHIN 45° OF DUE SOUTH MAY BE DEEMED EQUAL TO 40 PERCENT OF ITS UNSHADED AREA IN CALCULATING THE MAXIMUM AREA OF GLAZING IN SENTENCES (2) AND (3) PROVIDED THE BUILDING IS DESIGNED TO COOL THE SPACE SERVED BY THE GLAZING WHEN THE OUTDOOR TEMPERATURE IS 2°C AND THE SOLAR HEAT GAIN IS 300 W/m² FOR THE PURPOSE OF DETERMINING WHETHER OR NOT THE GLAZING IS SHADED IN THE WINTER, THE SHADING SHALL BE CALCULATED USING THE NOON SUN ANGLES OF DECEMBER 21.
(5) EXCEPT AS PERMITTED IN SENTENCE (6), WHERE THE BUILDING IS DESIGNED TO BE COOLED UNLESS THE GLAZING DESCRIBED IN SENTENCE (4) IS SHADED IN THE SUMMER WITH EXTERIOR DEVICES, FOR THE PURPOSE OF DETERMINING WHETHER OR NOT THE GLAZING IS SHADED IN THE SUMMER, THE SHADING SHALL BE CALCULATED USING THE NOON SUN ANGLES OF JUNE 21.
12.3.3.2. AIR INFILTRATION
(1) WINDOWS THAT SEPARATE HEATED SPACE FROM UNHEATED SPACE OR THE EXTERIOR SHALL BE DESIGNED TO LIMIT THE RATE OF AIR INFILTRATION TO NOT MORE THAN 0.775 L/S FOR EACH METRE OF SASH CRACK WHEN TESTED AT PRESSURE DIFFERENTIAL OF 75 PA IN ACCORDANCE WITH ASTM E283 "TEST METHOD FOR RATE OF AIR LEAKAGE THROUGH EXTERIOR WINDOWS, CURTAIN WALLS, AND DOORS UNDER SPECIFIED PRESSURE DIFFERENCES ACROSS THE SPECIMEN".
(2) MANUALLY OPERATED EXTERIOR SLIDING GLASS DOOR ASSEMBLIES THAT SEPARATE HEATED SPACE FROM UNHEATED SPACE OR THE EXTERIOR SHALL BE DESIGNED TO LIMIT THE RATE OF AIR INFILTRATION TO NOT MORE THAN 2.5 L/S FOR EACH SQUARE METRE OF DOOR AREA WHEN TESTED IN CONFORMANCE WITH SENTENCE (1).
(3) EXCEPT WHERE THE DOOR IS WEATHERSTRIPPED ON ALL EDGES AND PROTECTED WITH A STORM DOOR OR BY AN ENCLOSED VESTIBULE, THE RATE OF AIR INFILTRATION FOR EXTERIOR SWINGING DOOR ASSEMBLIES THAT SEPARATE HEATED SPACE FROM UNHEATED SPACE SHALL BE DESIGNED TO LIMIT THE RATE OF AIR INFILTRATION TO NOT MORE THAN 1.85 L/S FOR EACH SQUARE METRE OF DOOR AREA WHEN TESTED IN CONFORMANCE WITH SENTENCE (1).
(4) DOOR ASSEMBLIES OTHER THAN THOSE DESCRIBED IN SENTENCES (2) AND (3), THAT SEPARATE HEATED SPACE FROM UNHEATED SPACE OR THE EXTERIOR SHALL BE DESIGNED TO LIMIT THE RATE OF AIR INFILTRATION TO NOT MORE THAN 11.0 L/S FOR EACH METRE OF DOOR CRACK WHEN TESTED IN CONFORMANCE WITH SENTENCE (1).
(5) CAULKING MATERIAL TO REDUCE AIR INFILTRATION SHALL CONFORM TO THE REQUIREMENTS IN SUBSECTION 9.27.4.
(6) WHERE THERE IS A POSSIBILITY OF AIR LEAKAGE BETWEEN SPACES IN A BUILDING THROUGH THE EXTERIOR WALLS OR OTHER LOCATION WHERE THERE IS A POSSIBILITY OF AIR LEAKAGE BETWEEN SPACES IN A BUILDING THROUGH THE EXTERIOR WALLS, SUCH AS IN UTILITY SERVICE ENTRANCES, SHALL BE CAULKED, GASKETED OR SEALED TO RESTRICT SUCH AIR LEAKAGE.
(7) WINDOWS, DOORS AND SKYLIGHTS SHALL BE INSTALLED SO THAT ANY AIR LEAKAGE CAUSED BY THE PENETRATION OF SERVICES SHALL BE RESTRICTED IN CONFORMANCE WITH THE REQUIREMENTS OF SUBSECTION 9.25.3.

Typical Window Schedule Notes 3 A4-11
NTS

WINDOW SCHEDULE LEGEND

13148 - AQUAVISTA
UPDATED: FEBRUARY 16, 2016

3 **PREFINISHED ALUMINUM WINDOW WALL: VISION PANEL**
ALUM COLOUR: EXTERIOR - PPG UC752-NF DURAMAR GREY VELVET
INTERIOR - A1280 DURACRON WHITE
GLASS TYPE: CLEAR INNER & OUTER LITE, GUARDIAN SUNGUARD - SUPERNEUTRAL SN64 ON SURFACE 2

3A **PREFINISHED ALUMINUM WINDOW WALL: VISION PANEL FRIT PATTERN**
ALUM COLOUR: EXTERIOR - PPG UC752-NF DURAMAR GREY VELVET
INTERIOR - A1280 DURACRON WHITE
GLASS TYPE: CLEAR INNER & OUTER LITE, GUARDIAN SUNGUARD - SUPERNEUTRAL SN64 ON SURFACE 2
WHITE FRIT SM4 DIAMETER DOTS IN 10CM SQUARE PATTERN ON SURFACE 3

3B **PREFINISHED ALUMINUM WINDOW WALL: OPERABLE AWNING**
ALUM COLOUR: EXTERIOR - PPG UC752-NF DURAMAR GREY VELVET
INTERIOR - A1280 DURACRON WHITE
GLASS TYPE: CLEAR INNER & OUTER LITE, GUARDIAN SUNGUARD - SUPERNEUTRAL SN64 ON SURFACE 2

3C **PREFINISHED ALUMINUM WINDOW WALL: OPERABLE AWNING FRIT PATTERN**
ALUM COLOUR: EXTERIOR - PPG UC752-NF DURAMAR GREY VELVET
INTERIOR - A1280 DURACRON WHITE
GLASS TYPE: CLEAR INNER & OUTER LITE, GUARDIAN SUNGUARD - SUPERNEUTRAL SN64 ON SURFACE 2
SOLID FRIT SM4 DIAMETER DOTS IN 10CM SQUARE PATTERN ON SURFACE 3

3D **PREFINISHED ALUMINUM WINDOW WALL: GLASS SPANDREL PANEL**
ALUM COLOUR: EXTERIOR - PPG UC752-NF DURAMAR GREY VELVET
INTERIOR - A1280 DURACRON WHITE
GLASS TYPE: CLEAR FLOAT
COLOUR: SOLID FRIT VIRACON SUBDUED GRAY VISO ON SURFACE 2

3E **PREFINISHED ALUMINUM WINDOW WALL: METAL SPANDREL PANEL**
ALUM COLOUR: EXTERIOR - PPG UC752-NF DURAMAR GREY VELVET
INTERIOR - A1280 DURACRON WHITE
METAL PANEL: PPG UC752-NF DURAMAR GREY VELVET

3F **PREFINISHED ALUMINUM WINDOW WALL: METAL LOUVER**
ALUM COLOUR: EXTERIOR - PPG UC752-NF DURAMAR GREY VELVET
INTERIOR - A1280 DURACRON WHITE
METAL LOUVER: PPG UC752-NF DURAMAR GREY VELVET

3G1 **PREFINISHED ALUMINUM WINDOW WALL: METAL SLAB COVER - PROFILE 40x420mm**
ALUM COLOUR: EXTERIOR - PPG UC752-NF DURAMAR GREY VELVET
INTERIOR - A1280 DURACRON WHITE
SLAB COVER: PPG UC1806TASL DURAMAR XL STEEL SILVER CITY

3G2 **PREFINISHED ALUMINUM WINDOW WALL: METAL SLAB COVER - PROFILE 105x420mm**
ALUM COLOUR: EXTERIOR - PPG UC752-NF DURAMAR GREY VELVET
INTERIOR - A1280 DURACRON WHITE
SLAB COVER: PPG UC1806TASL DURAMAR XL STEEL SILVER CITY

3G3 **PREFINISHED ALUMINUM WINDOW WALL: METAL SLAB COVER - PROFILE 220x420mm**
ALUM COLOUR: EXTERIOR - PPG UC752-NF DURAMAR GREY VELVET
INTERIOR - A1280 DURACRON WHITE
SLAB COVER: PPG UC1806TASL DURAMAR XL STEEL SILVER CITY

3H **PREFINISHED ALUMINUM WINDOW WALL: OPERABLE WINDOW - VISION PANEL**
ALUM COLOUR: EXTERIOR - PPG UC752-NF DURAMAR GREY VELVET
INTERIOR - A1280 DURACRON WHITE
GLASS TYPE: CLEAR INNER & OUTER LITE, GUARDIAN SUNGUARD - SUPERNEUTRAL SN64 ON SURFACE 2

3J **PREFINISHED ALUMINUM WINDOW WALL: OPERABLE WINDOW - GLASS SPANDREL PANEL**
ALUM COLOUR: EXTERIOR - PPG UC752-NF DURAMAR GREY VELVET
INTERIOR - A1280 DURACRON WHITE
GLASS TYPE: CLEAR FLOAT
COLOUR: SOLID FRIT VIRACON SUBDUED GRAY VISO ON SURFACE 2

3K **PREFINISHED ALUMINUM WINDOW WALL: OPERABLE WINDOW - METAL LOUVER**
ALUM COLOUR: EXTERIOR - PPG UC752-NF DURAMAR GREY VELVET
INTERIOR - A1280 DURACRON WHITE
METAL LOUVER: PPG UC752-NF DURAMAR GREY VELVET

4 **PREFINISHED STOREFRONT CURTAINWALL: VISION PANEL (GROUND FLOOR)**
ALUM COLOUR: EXTERIOR - PPG UC752-NF DURAMAR GREY VELVET
INTERIOR - PPG UC752-NF DURAMAR GREY VELVET
GLASS TYPE: CLEAR INNER & OUTER LITE, GUARDIAN SUNGUARD - SUPERNEUTRAL SN60 ON SURFACE 2
COLOUR: SOLID FRIT GREY VELVET ON SURFACE 3

4A **PREFINISHED STOREFRONT CURTAINWALL: VISION PANEL FRIT PATTERN (GROUND FLOOR)**
ALUM COLOUR: EXTERIOR - PPG UC752-NF DURAMAR GREY VELVET
INTERIOR - PPG UC752-NF DURAMAR GREY VELVET
GLASS TYPE: CLEAR INNER & OUTER LITE, GUARDIAN SUNGUARD - SUPERNEUTRAL SN60 ON SURFACE 2
WHITE FRIT SM4 DIAMETER DOTS IN 10CM SQUARE PATTERN ON SURFACE 3

4B **PREFINISHED STOREFRONT CURTAINWALL: SHADOW BOX (GROUND FLOOR)**
ALUM COLOUR: EXTERIOR - PPG UC752-NF DURAMAR GREY VELVET
INTERIOR - PPG UC752-NF DURAMAR GREY VELVET
GLASS TYPE: CLEAR INNER & OUTER LITE, GUARDIAN SUNGUARD - SUPERNEUTRAL SN60 ON SURFACE 2
COLOUR: WHITE COLOUR PAINT ON ALUMINUM PAN BEHIND SURFACE 3

4C **PREFINISHED STOREFRONT CURTAINWALL: GLASS SPANDREL PANEL (GROUND FLOOR)**
ALUM COLOUR: EXTERIOR - PPG UC752-NF DURAMAR GREY VELVET
INTERIOR - PPG UC752-NF DURAMAR GREY VELVET
GLASS TYPE: CLEAR INNER & OUTER LITE, GUARDIAN SUNGUARD - SUPERNEUTRAL SN60 ON SURFACE 2
COLOUR: SOLID FRIT GREY VELVET ON SURFACE 3

4D **PREFINISHED STOREFRONT CURTAINWALL: METAL LOUVER (GROUND FLOOR)**
ALUM COLOUR: EXTERIOR - PPG UC752-NF DURAMAR GREY VELVET
INTERIOR - PPG UC752-NF DURAMAR GREY VELVET
METAL LOUVER: PPG UC752-NF DURAMAR GREY VELVET

4E **PREFINISHED STOREFRONT CURTAINWALL: METAL SPANDREL PANEL (GROUND FLOOR)**
ALUM COLOUR: EXTERIOR - PPG UC752-NF DURAMAR GREY VELVET
INTERIOR - PPG UC752-NF DURAMAR GREY VELVET
METAL PANEL: PPG UC752-NF DURAMAR GREY VELVET

4F **PREFINISHED STOREFRONT CURTAINWALL: VISION PANEL FRIT PATTERN (GROUND FLOOR)**
ALUM COLOUR: EXTERIOR - PPG UC752-NF DURAMAR GREY VELVET
INTERIOR - PPG UC752-NF DURAMAR GREY VELVET
GLASS TYPE: CLEAR INNER & OUTER LITE, GUARDIAN SUNGUARD - SUPERNEUTRAL SN60 ON SURFACE 2
GREY VELVET HORIZONTAL FRIT PATTERN ON SURFACE 2

LEGEND

BBQ	BBQ GAS CONNECTION - REFER TO MECHANICAL DRAWINGS
NFHB	NON-FREEZE HOSE BIBB - REFER TO MECHANICAL DRAWINGS
WDR	WEATHERPROOF DUPLEX RECEPTACLE - REFER TO ELECTRICAL DRAWINGS
LF	LIGHT FIXTURE - REFER TO ELECTRICAL DRAWINGS
TG	TEMPERED GLASS

Window Schedule Legend 1 A4-11
NTS

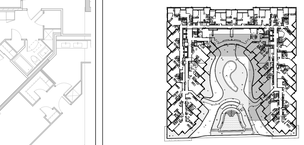

Window Schedule Key Plan - Level 2 2 A4-11
NTS

Contractor Must Check And Verify All Dimensions On The Job.
Do Not Scale The Drawings.
All Drawings, Specifications And Related Documents Are The Copyright Of The Architect And Must Be Returned Upon Request.
Reproduction Of Drawings, Specifications And Related Documents In Part Or Whole Is Forbidden Without The Architects Written Permission.
The Drawing Is Not To Be Used For Construction Until Signed By The Architect.

Date: November 4, 2016

SEAL MUST BE SIGNED TO BE VALID
Construction

KIRKOR ARCHITECTS + PLANNERS
20 Martin Ross Avenue, Toronto, Ontario, M3J 2K8
Tel 416 665-6065, Fx 416 665-7234, www.kirkorarchitects.com

No.	Revision	Date
2	Construction	Nov. 4, 2016
1	Tender	Oct. 19, 2016

AQUAVISTA
AT BAYSIDE TORONTO

Drawing Title
Window Schedule - Level 2 - Interior West & Interior East Elevation

Project
Hines TRIDEL
AQUAVISTA
Block 3 - R3 & R4
263 Queens Quay East
Toronto, ON

Scale: As indicated
Drawn By: E.V. / M.N.
Checked By: C.A.
Project No.: 13148
Date: November 4, 2016
Drawing No.: A4-11