

Typical Window Frit Dimentions 23 A4-06
Scale: 1 : 10

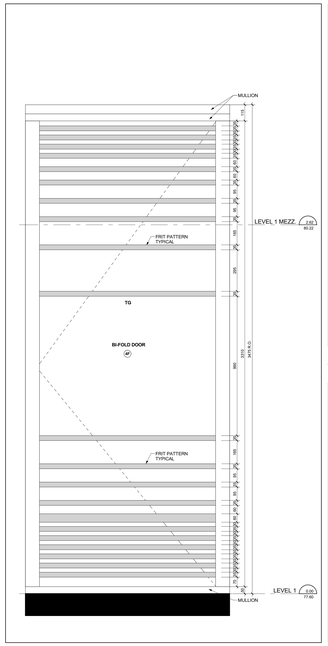

Typical Door Frit Dimentions 22 A4-06
Scale: 1 : 10

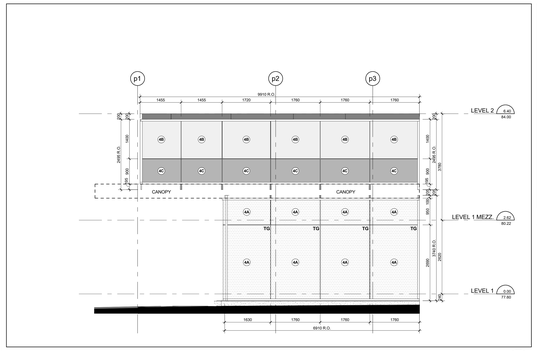

West Elevation - Part 15 21 A4-06
Scale: 1 : 50

TYPICAL WINDOW SCHEDULE NOTES:

1. ADD 10MM GAP AND ALUMINUM COVER TRIM ON BOTH SIDES OF WINDOW OPENING.
2. CO-ORDINATE LOCATION OF ELECTRICAL OUTLETS WITH ELECTRICAL DRAWINGS.
3. CO-ORDINATE LOUVER LOCATIONS WITH MECHANICAL DRAWINGS.
4. CO-ORDINATE LOCATION OF FIRE STOPPING WITH MECHANICAL DRAWINGS.
5. CO-ORDINATE BALCONY/TERRACE ELECTRICAL OUTLETS WITH ELECTRICAL DRAWINGS.

OBC REQUIREMENTS

9.7.2. WINDOW STANDARDS
9.7.2.1. WINDOW STANDARD
(9) WINDOWS SHALL CONFORM TO:
(a) THE CANGSB-12.20-M, "FLOAT GLASS",
(b) THE CANCGA-A440.1, "USER SELECTION GUIDE TO CSA STANDARD CANCSA-A440-93 WINDOWS".
9.7.3. GLASS
9.7.3.1. GLASS STANDARDS
(1) GLASS SHALL CONFORM TO:
(a) CANGSB-12.1-M, "TEMPERED OR LAMINATED SAFETY GLASS",
(b) CANGSB-12.2-M, "FLAT, CLEAR SHEET GLASS",
(c) CANGSB-12.3-M, "FLOAT GLASS",
(d) CANGSB-12.4-M, "HEAT-ABSORBING GLASS",
(E) CANGSB-12.8, "INSULATING GLASS UNITS",
(f) CANGSB-12.11-M, "WIRED GLASS AND WIRED ARCHITECTURAL GLASS",
(G) CANGSB-12.1-M, "WIRED SAFETY GLASS", OR
(H) ASTM E2190, "INSULATING GLASS UNIT PERFORMANCE AND EVALUATION".
(2) GLASS IN DOORS SHALL CONFORM TO:
(A) GLASS IN WINDOWS, SLOPED GLAZING AND SKYLIGHTS SHALL BE DESIGNED IN CONFORMANCE WITH CANCGSB-12.20-M, "STRUCTURAL DESIGN OF GLASS FOR BUILDINGS",
9.7.4.1. SEALANTS AND GASKETS
9.7.4.1. SEALING COMPOUND
(1) THE SEALING COMPOUND USED TO SEAL THE GLASS COMPONENT OF A FACTORY-SEALED DOUBLE-GLAZED UNIT TO THE SASH COMPONENT SHALL BE COMPATIBLE WITH THE MATERIAL USED TO EDGE SEAL THE GLASS COMPONENT.
9.7.5.4. WINDOWS ABOVE THE SECOND STOREY
(1) WINDOWS IN PUBLIC AREAS THAT EXTEND TO LESS THAN 1 000 MM FROM THE FLOOR AND ARE LOCATED ABOVE THE SECOND STOREY SHALL BE EITHER OR BOTH OF THE FOLLOWING:
(a) PROTECTED BY GUARDS IN ACCORDANCE WITH SUBSECTION 9.8.8., OR
(B) NON-OPENABLE AND DESIGNED TO WITHSTAND THE LATERAL DESIGN LOADS FOR GUARDS AS PROVIDED IN ARTICLES 4.1.5.16. OF THE OBC.
9.7.6. RESISTANCE TO FORCED ENTRY
9.7.6.1. RESISTANCE TO FORCED ENTRY
(1) IN DWELLING UNITS, WINDOWS, ANY PART OF WHICH IS LOCATED WITHIN 2 000 MM OF ADJACENT GROUND LEVEL, SHALL CONFORM TO THE REQUIREMENTS FOR RESISTANCE TO FORCED ENTRY AS DESCRIBED IN CLAUSE 10.19 OF CANCSA-A440.2M, "WINDOWS".

9.8.8.1. REQUIRED GUARDS
(1) EXCEPT AS PROVIDED IN SENTENCES (2) AND (3), EVERY SURFACE TO WHICH ACCESS IS PROVIDED FOR OTHER THAN MAINTENANCE PURPOSES, INCLUDING BUT NOT LIMITED TO EXPOSED SURFACES OF STEPS AND RAMPS, EXTERIOR LANDINGS, PORCHES, BALCONIES, GALLERIES AND RAISED, SHALL BE PROTECTED BY A GUARD ON EACH SIDE THAT IS NOT PROTECTED BY A WALL FOR THE LENGTH WHERE
(a) THE VERTICAL DISTANCE BETWEEN THE ADJACENT SURFACE AND ANY ADJACENT SURFACE OR THE ADJACENT SURFACE, OR
(b) THE ADJACENT SURFACE WITHIN 1.2 M FROM THE WALKING SURFACE HAS A SLOPE OF MORE THAN 1 IN 2.
(2) GUARDS ARE NOT REQUIRED,
(a) ON THE FRONT STOOP,
(b) AT FLOOR PITS IN REPAIR GARAGES, OR
(c) WHERE ACCESS IS PROVIDED FOR MAINTENANCE PURPOSES ONLY.
(3) EXCEPT AS PROVIDED IN SENTENCE (4), GUARDS SHALL BE PROVIDED FOR RAMP RISES MORE THAN 400 MM, THE SIDES OF THE STAIR OR RAMP AND THE LANDING OR FLOOR LEVEL AROUND THE STAIRWELL OR RAMP SHALL BE PROTECTED BY A GUARD ON EACH SIDE THAT IS NOT PROTECTED BY A WALL.
(4) GUARDS ARE NOT REQUIRED,
(a) ON THE FRONT STOOP,
(b) EXCEPT AS PROVIDED IN SENTENCES (7) TO (9), ALL GUARDS SHALL BE NOT LESS THAN 1 070 MM HIGH.
(8) ALL GUARDS WITHIN DWELLING UNITS SHALL BE NOT LESS THAN 900 MM HIGH.
(9) EXCEPT AS PROVIDED IN SENTENCE (10), THE HEIGHT OF A GUARD SHALL BE NOT LESS THAN 900 MM HIGH WHERE THE WALKING SURFACE SERVED BY THE GUARD IS NOT MORE THAN 1 800 MM ABOVE THE FINISHED GROUND LEVEL.
(10) GUARDS FOR FLIGHTS OF STEPS, EXCEPT AS REQUIRED EXIT STAIRS, SHALL BE NOT LESS THAN 865 MM HIGH.
(11) THE HEIGHT OF A GUARD FOR FLIGHTS OF STEPS SHALL BE MEASURED VERTICALLY FROM A LINE DRAWN THROUGH THE LEADING EDGE OF THE TREADS SERVED BY THE GUARD.

9.8.8.7. GLASS IN GUARDS
(1) GLASS USED IN GUARDS SHALL BE:
(A) SAFETY GLASS OF THE LAMINATED OR TEMPERED TYPE CONFORMING TO CANCGSB-12.1-M, "TEMPERED OR LAMINATED SAFETY GLASS", OR
(B) WIRED GLASS CONFORMING TO CANCGSB-12.11-M, "WIRED SAFETY GLASS".

12.3.3.11. WINDOWS AND GLAZING
(1) EXCEPT AS PROVIDED IN SENTENCES (2) AND (3), WINDOWS AND ALL GLAZING THAT SEPARATES HEATED SPACE FROM UNHEATED SPACE SHALL HAVE A MAXIMUM U-VALUE OF 2.0 W/(m²·K) WHEN TESTED IN PREVAILING OPERATING CONDITIONS.
(2) EXCEPT AS PROVIDED IN SENTENCES (3) AND (4), THE TOTAL AREA OF GLAZING, INCLUDING GLAZING FOR DOORS AND SKYLIGHTS, SHALL BE NOT MORE THAN 15% OF THE TOTAL AREA OF THE ADJACENT SURFACE, OR 15% OF THE TOTAL AREA OF THE ADJACENT SURFACE, OR THE STOREY SHALL BE NOT MORE THAN 1.2 M FROM THE WALKING SURFACE AND A SLOPE OF MORE THAN 1 IN 2.
(3) EXCEPT AS PROVIDED IN SENTENCE (4), THE TOTAL AREA OF GLAZING, INCLUDING GLAZING FOR DOORS AND SKYLIGHTS, SHALL BE NOT MORE THAN 10% OF THE TOTAL AREA OF THE ADJACENT SURFACE, OR 10% OF THE TOTAL AREA OF THE ADJACENT SURFACE, OR THE STOREY SHALL BE NOT MORE THAN 1.2 M FROM THE WALKING SURFACE AND A SLOPE OF MORE THAN 1 IN 2.
(4) EXCEPT AS PROVIDED IN SENTENCE (5), THE AREA OF GLAZING THAT CONTAINS CLEAR GLASS OR THAT HAS A SHADING COEFFICIENT OF MORE THAN 0.75 THAT IS UNSHADED IN THE WINTER AND FACES A DIRECTION WITHIN 45° OF DUE SOUTH MAY BE ASSUMED TO BE 35 PERCENT OF THE TOTAL AREA OF THE ADJACENT SURFACE, OR 35 PERCENT OF THE TOTAL AREA OF THE ADJACENT SURFACE, OR THE STOREY WITH A SYSTEM THAT IS CAPABLE OF DISTRIBUTING THE SOLAR HEAT GAIN FROM SUCH SUN-LIT AREAS THROUGHOUT THE BUILDING FOR THE PURPOSE OF DETERMINING WHETHER OR NOT THE GLAZING IS SHADED IN THE WINTER, THE SHADING SHALL BE CALCULATED USING THE NOON SUN ANGLES OF JUNE 21 AND DECEMBER 21.
(5) EXCEPT AS PROVIDED IN SENTENCE (6), THE AREA OF GLAZING THAT CONTAINS CLEAR GLASS OR THAT HAS A SHADING COEFFICIENT OF MORE THAN 0.75 THAT IS UNSHADED IN THE WINTER AND FACES A DIRECTION WITHIN 45° OF DUE SOUTH MAY BE ASSUMED TO BE 35 PERCENT OF THE TOTAL AREA OF THE ADJACENT SURFACE, OR 35 PERCENT OF THE TOTAL AREA OF THE ADJACENT SURFACE, OR THE STOREY WITH A SYSTEM THAT IS CAPABLE OF DISTRIBUTING THE SOLAR HEAT GAIN FROM SUCH SUN-LIT AREAS THROUGHOUT THE BUILDING FOR THE PURPOSE OF DETERMINING WHETHER OR NOT THE GLAZING IS SHADED IN THE WINTER, THE SHADING SHALL BE CALCULATED USING THE NOON SUN ANGLES OF JUNE 21 AND DECEMBER 21.
(6) SENTENCE (5) SHALL NOT APPLY WHERE THE BUILDING IS DESIGNED TO BE CONDITIONED IN THE SUMMER BY MEANS OTHER THAN THOSE DESCRIBED IN SENTENCE (4) OR WHERE THE SHADING SHALL BE CALCULATED USING THE NOON SUN ANGLES OF JUNE 21 AND DECEMBER 21 IS NOT THE SHADING IS SHADED IN THE SUMMER, THE SHADING SHALL BE CALCULATED USING THE NOON SUN ANGLES OF JUNE 21.

12.3.3.12. AIR INFILTRATION
(1) WINDOWS THAT SEPARATE HEATED SPACE FROM UNHEATED SPACE OR THE EXTERIOR SHALL BE DESIGNED TO LIMIT THE RATE OF AIR LEAKAGE TO NOT MORE THAN 0.15 L/S FOR EACH METRE OF AREA OVER WHICH TOTALS IN PREVAILING OPERATING CONDITIONS, IN TESTS IN CONFORMANCE WITH ASTM E283, "DETERMINING THE RATE OF AIR LEAKAGE THROUGH EXTERIOR WINDOWS, CURTAIN WALLS, AND DOORS UNDER SPECIFIED PRESSURE DIFFERENCES ACROSS THE SPECIMEN".
(2) EXCEPT AS PROVIDED IN SENTENCE (3), DOORS AND SLIDING OR ROLLING EXTERIOR DOOR ASSEMBLIES THAT SEPARATE HEATED SPACE FROM UNHEATED SPACE OR THE EXTERIOR SHALL BE DESIGNED TO LIMIT AIR INFILTRATION TO NOT MORE THAN 2.0 L/S FOR EACH SQUARE METRE OF DOOR AREA WHEN TESTED IN CONFORMANCE WITH SENTENCE (1).
(3) EXCEPT WHERE THE DOOR IS WEATHER-STRIPPED ON ALL EDGES AND PROTECTED WITH A STORM DOOR OR BY AN ENCLOSED UNHEATED SPACE, EXTERIOR SWING TYPE DOOR ASSEMBLIES FOR DWELLING UNITS, INDIVIDUALLY ERECTED HOTEL ROOMS AND SUITES OF HOTELS AND MOTELS, AND DORMITORY ROOMS SHALL BE DESIGNED TO LIMIT AIR INFILTRATION TO NOT MORE THAN 5.0 L/S FOR EACH SQUARE METRE OF DOOR AREA WHEN TESTED IN CONFORMANCE WITH SENTENCE (1).
(4) DOOR ASSEMBLIES OTHER THAN THOSE DESCRIBED IN SENTENCES (2) AND (3), THAT SEPARATE HEATED SPACE FROM UNHEATED SPACE OR THE EXTERIOR SHALL BE DESIGNED TO LIMIT AIR INFILTRATION TO NOT MORE THAN 5.0 L/S FOR EACH METRE OF DOOR CRACK WHEN TESTED IN CONFORMANCE WITH SENTENCE (1).
(5) CAULKING MATERIAL TO REDUCE AIR INFILTRATION SHALL CONFORM TO THE REQUIREMENTS IN SUBSECTION 9.27.4.
(6) WHERE A WINDOW OR DOOR IS INSTALLED IN A WALL THAT SEPARATES HEATED SPACE FROM UNHEATED SPACE OR OTHER LOCATION, WHERE THERE IS A POSSIBILITY OF AIR LEAKAGE INTO HEATED SPACE IN A BUILDING THROUGH THE EXTERIOR WALLS, SUCH AS AT UTILITY PENETRATIONS, THE WALL SHALL BE DESIGNED TO LIMIT AIR LEAKAGE TO NOT MORE THAN 0.15 L/S FOR EACH SQUARE METRE.
(7) AIR LEAKAGE BETWEEN HEATED SPACE AND ADJACENT ROOF OR ATTIC SPACE CAUSED BY THE PENETRATION OF SERVICES SHALL BE RESTRICTED IN CONFORMANCE WITH THE REQUIREMENTS OF SUBSECTION 9.25.3.

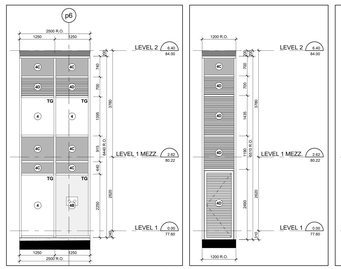

West Elevation - Part 14 20 A4-06
Scale: 1 : 50

West Elevation - Part 13 19 A4-06
Scale: 1 : 50

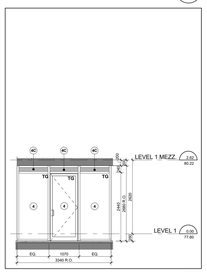

West Elevation - Part 12 18 A4-06
Scale: 1 : 50

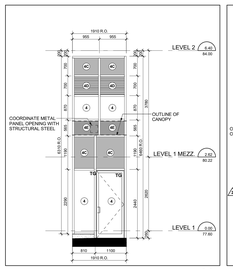

West Elevation - Part 11 17 A4-06
Scale: 1 : 50

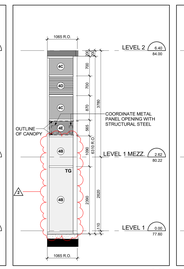

West Elevation - Part 10 16 A4-06
Scale: 1 : 50

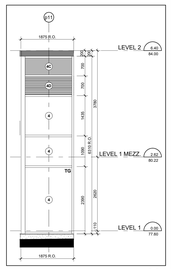

West Elevation - Part 9 15 A4-06
Scale: 1 : 50

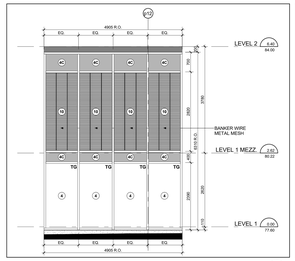

West Elevation - Part 8 14 A4-06
Scale: 1 : 50

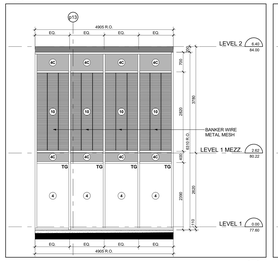

West Elevation - Part 7 13 A4-06
Scale: 1 : 50

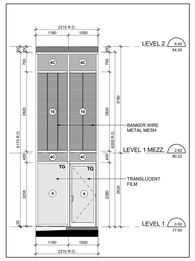

West Elevation - Part 6 12 A4-06
Scale: 1 : 50

West Elevation - Part 5 11 A4-06
Scale: 1 : 50

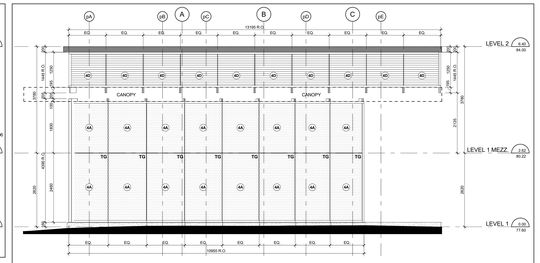

ELEVATION VIEW

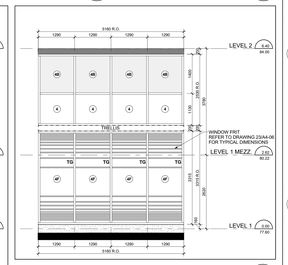

West Elevation - Part 4 - Level 1 10 A4-06
Scale: 1 : 50

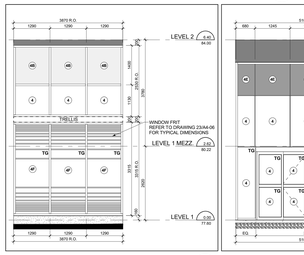

West Elevation - Part 3 9 A4-06
Scale: 1 : 50

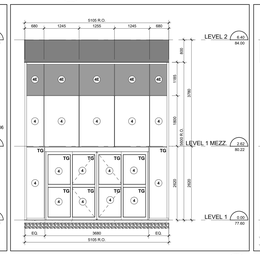

West Elevation - Part 2 8 A4-06
Scale: 1 : 50

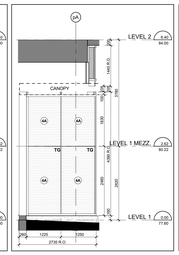

West Elevation - Part 7-8 7A A4-06
Scale: 1 : 50

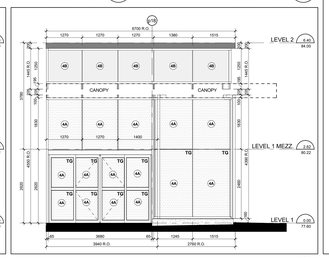

West Elevation - Part 1 7 A4-06
Scale: 1 : 50

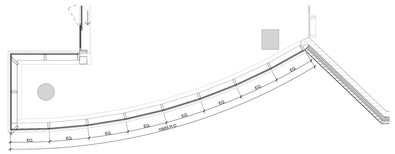

FLOOR PLAN VIEW

South Elevation - Part 6 6 A4-06
Scale: 1 : 50

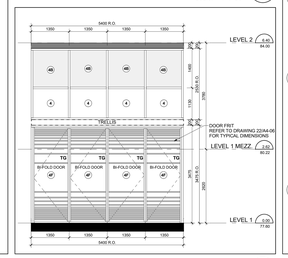

South Elevation - Part 5 5 A4-06
Scale: 1 : 50

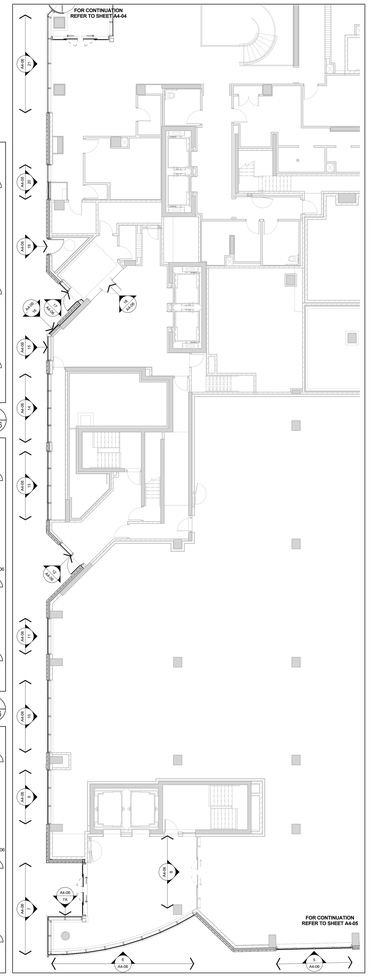

Window Schedule Partial Floor Plan - Level 1 4 A4-06
Scale: 1 : 100

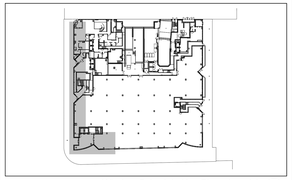

Window Schedule Key Plan - Level 1 2 A4-06
NTS

WINDOW SCHEDULE LEGEND

13148 - AQUAVISTA
UPDATED: FEBRUARY 16, 2016

3	**PREFINISHED ALUMINUM WINDOW WALL: VISION PANEL**	ALUM. COLOUR: EXTERIOR - PPG UC1523-F DURANAR GREY VELVET; INTERIOR - K-COR DURACRON WHITE GLASS TYPE: CLEAR INNER & OUTER LITE, GUARDIAN SUNGUARD - SUPERNEUTRAL SNX4 ON SURFACE 2
3A	**PREFINISHED ALUMINUM WINDOW WALL: VISION PANEL FRIT PATTERN**	ALUM. COLOUR: EXTERIOR - PPG UC1523-F DURANAR GREY VELVET; INTERIOR - K-COR DURACRON WHITE GLASS TYPE: CLEAR INNER & OUTER LITE, GUARDIAN SUNGUARD - SUPERNEUTRAL SNX4 ON SURFACE 2; WHITE FRIT SMA DIAMETER DOTS IN 15CM SQUARE PATTERN ON SURFACE 3
3B	**PREFINISHED ALUMINUM WINDOW WALL: OPERABLE AWNING**	ALUM. COLOUR: EXTERIOR - PPG UC1523-F DURANAR GREY VELVET; INTERIOR - K-COR DURACRON WHITE GLASS TYPE: CLEAR INNER & OUTER LITE, GUARDIAN SUNGUARD - SUPERNEUTRAL SNX4 ON SURFACE 2
3C	**PREFINISHED ALUMINUM WINDOW WALL: OPERABLE AWNING FRIT PATTERN**	ALUM. COLOUR: EXTERIOR - PPG UC1523-F DURANAR GREY VELVET; INTERIOR - K-COR DURACRON WHITE GLASS TYPE: CLEAR INNER & OUTER LITE, GUARDIAN SUNGUARD - SUPERNEUTRAL SNX4 ON SURFACE 2; WHITE FRIT SMA DIAMETER DOTS IN 15CM SQUARE PATTERN ON SURFACE 3
3D	**PREFINISHED ALUMINUM WINDOW WALL: GLASS SPANDREL PANEL**	ALUM. COLOUR: EXTERIOR - PPG UC1523-F DURANAR GREY VELVET; INTERIOR - K-COR DURACRON WHITE GLASS TYPE: CLEAR FLOAT COLOUR: SOLID FRIT VIRACOM SUBDUED GRAY V953 ON SURFACE 2
3E	**PREFINISHED ALUMINUM WINDOW WALL: METAL SPANDREL PANEL**	ALUM. COLOUR: EXTERIOR - PPG UC1523-F DURANAR GREY VELVET; INTERIOR - K-COR DURACRON WHITE METAL PANEL: PPG UC1523-F DURANAR GREY VELVET
3F	**PREFINISHED ALUMINUM WINDOW WALL: METAL LOUVER**	ALUM. COLOUR: EXTERIOR - PPG UC1523-F DURANAR GREY VELVET; INTERIOR - K-COR DURACRON WHITE METAL LOUVER: PPG UC1523-F DURANAR GREY VELVET
3G1	**PREFINISHED ALUMINUM WINDOW WALL: METAL SLAB COVER - PROFILE 40x420mm**	ALUM. COLOUR: EXTERIOR - PPG UC1523-F DURANAR GREY VELVET; INTERIOR - K-COR DURACRON WHITE SLAB COVER: PPG UC1587GSL DURANAR XL STEEL SILVER CITY
3G2	**PREFINISHED ALUMINUM WINDOW WALL: METAL SLAB COVER - PROFILE 155x420mm**	ALUM. COLOUR: EXTERIOR - PPG UC1523-F DURANAR GREY VELVET; INTERIOR - K-COR DURACRON WHITE SLAB COVER: PPG UC1587GSL DURANAR XL STEEL SILVER CITY
3G3	**PREFINISHED ALUMINUM WINDOW WALL: METAL SLAB COVER - PROFILE 220x420mm**	ALUM. COLOUR: EXTERIOR - PPG UC1523-F DURANAR GREY VELVET; INTERIOR - K-COR DURACRON WHITE SLAB COVER: PPG UC1587GSL DURANAR XL STEEL SILVER CITY
3H	**PREFINISHED ALUMINUM WINDOW WALL: OPERABLE WINDOW - VISION PANEL**	ALUM. COLOUR: EXTERIOR - PPG UC1523-F DURANAR GREY VELVET; INTERIOR - K-COR DURACRON WHITE GLASS TYPE: CLEAR INNER & OUTER LITE, GUARDIAN SUNGUARD - SUPERNEUTRAL SNX4 ON SURFACE 2
3J	**PREFINISHED ALUMINUM WINDOW WALL: OPERABLE WINDOW - GLASS SPANDREL PANEL**	ALUM. COLOUR: EXTERIOR - PPG UC1523-F DURANAR GREY VELVET; INTERIOR - K-COR DURACRON WHITE GLASS TYPE: CLEAR FLOAT COLOUR: SOLID FRIT VIRACOM SUBDUED GRAY V953 ON SURFACE 2
3K	**PREFINISHED ALUMINUM WINDOW WALL: OPERABLE WINDOW - METAL LOUVER**	ALUM. COLOUR: EXTERIOR - PPG UC1523-F DURANAR GREY VELVET; INTERIOR - K-COR DURACRON WHITE METAL LOUVER: PPG UC1523-F DURANAR GREY VELVET
4	**PREFINISHED STOREFRONT CURTAINWALL: VISION PANEL (GROUND FLOOR)**	ALUM. COLOUR: EXTERIOR - PPG UC1523-F DURANAR GREY VELVET; INTERIOR - PPG UC1523-F DURANAR GREY VELVET GLASS TYPE: CLEAR INNER & OUTER LITE, GUARDIAN SUNGUARD - SUPERNEUTRAL SNX4 ON SURFACE 2
4A	**PREFINISHED STOREFRONT CURTAINWALL: VISION PANEL FRIT PATTERN (GROUND FLOOR)**	ALUM. COLOUR: EXTERIOR - PPG UC1523-F DURANAR GREY VELVET; INTERIOR - PPG UC1523-F DURANAR GREY VELVET GLASS TYPE: CLEAR INNER & OUTER LITE, GUARDIAN SUNGUARD - SUPERNEUTRAL SNX4 ON SURFACE 2; WHITE FRIT SMA DIAMETER DOTS IN 15CM SQUARE PATTERN ON SURFACE 3
4B	**PREFINISHED STOREFRONT CURTAINWALL: SHADOW BOX (GROUND FLOOR)**	ALUM. COLOUR: EXTERIOR - PPG UC1523-F DURANAR GREY VELVET; INTERIOR - PPG UC1523-F DURANAR GREY VELVET GLASS TYPE: CLEAR INNER & OUTER LITE, GUARDIAN SUNGUARD - SUPERNEUTRAL SNX4 ON SURFACE 2 COLOUR: WHITE COLOUR PAINT ON ALUMINUM PAN BEHIND SURFACE 4
4C	**PREFINISHED STOREFRONT CURTAINWALL: GLASS SPANDREL PANEL (GROUND FLOOR)**	ALUM. COLOUR: EXTERIOR - PPG UC1523-F DURANAR GREY VELVET; INTERIOR - PPG UC1523-F DURANAR GREY VELVET GLASS TYPE: CLEAR INNER & OUTER LITE, GUARDIAN SUNGUARD - SUPERNEUTRAL SNX4 ON SURFACE 2 COLOUR: SOLID FRIT GREY VELVET ON SURFACE 4
4D	**PREFINISHED STOREFRONT CURTAINWALL: METAL LOUVER (GROUND FLOOR)**	ALUM. COLOUR: EXTERIOR - PPG UC1523-F DURANAR GREY VELVET; INTERIOR - PPG UC1523-F DURANAR GREY VELVET METAL LOUVER: PPG UC1523-F DURANAR GREY VELVET
4E	**PREFINISHED STOREFRONT CURTAINWALL: METAL SPANDREL PANEL (GROUND FLOOR)**	ALUM. COLOUR: EXTERIOR - PPG UC1523-F DURANAR GREY VELVET; INTERIOR - PPG UC1523-F DURANAR GREY VELVET METAL PANEL: PPG UC1523-F DURANAR GREY VELVET
4F	**PREFINISHED STOREFRONT CURTAINWALL: VISION PANEL FRIT PATTERN (GROUND FLOOR)**	ALUM. COLOUR: EXTERIOR - PPG UC1523-F DURANAR GREY VELVET; INTERIOR - PPG UC1523-F DURANAR GREY VELVET GLASS TYPE: CLEAR INNER & OUTER LITE, GUARDIAN SUNGUARD - SUPERNEUTRAL SNX4 ON SURFACE 2; GREY VELVET HORIZONTAL FRIT PATTERN ON SURFACE 2

LEGEND

RBC	RED CAP CONNECTION - REFER TO MECHANICAL DRAWINGS
NFHB	NON FREEZE HOSE BIBB - REFER TO MECHANICAL DRAWINGS
WDR	WEATHERPROOF DUPLEX RECEPTACLE - REFER TO ELECTRICAL DRAWINGS
LF	LIGHT FIXTURE - REFER TO ELECTRICAL DRAWINGS
TG	TEMPERED GLASS

Window Schedule Legend 1 A4-06
NTS

Contractor Must Check And Verify All Dimensions On The Job.
Do Not Scale The Drawings.
All Drawings, Specifications And Related Documents Are The Copyright Of The Architect And Must Be Returned Upon Request.
Reproduction Of Drawings, Specifications And Related Documents In Part Or Whole Is Prohibited Without The Architects Written Permission.
The Drawing Is Not To Be Used For Construction Until Signed By The Architect.

Date: November 4, 2016

KIRKOR ARCHITECTS + PLANNERS
20 Martin Ross Avenue, Toronto, Ontario, M3J 2K8
Tel 416.445.4360, Fxl 416.665.1234, www.kirkorarchitects.com

No.	Revision	Date
1	Site Instruction #15	Oct. 04, 2017
2	Site Instruction #16	Nov. 01, 2017
3	Building Permit Resubmission	Nov. 1, 2017
2	Construction	Nov. 4, 2016
1	Tender	Oct. 13, 2015

No.	Issued For	Date

AQUAVISTA
AT BAYSIDE TORONTO

Drawing Title
Window Schedule - Level 1 - South & West Elevation

Project
Hines TRIDEL
AQUAVISTA
Block 3 - R3 & R4
263 Queens Quay East
Toronto, ON

Scale: As indicated
Drawn By: E.V. / M.N.
Checked By: C.A.
Project No.: 13148
Date: November 4, 2016
Drawing No.: A4-06