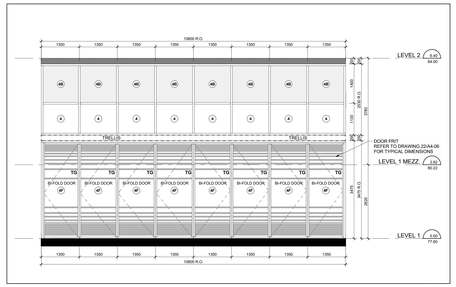

South Elevation - Part 4 21 A4-05
Scale: 1 : 50

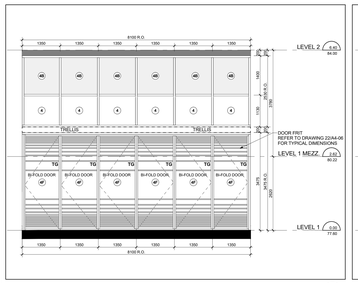

South Elevation - Part 3 20 A4-05
Scale: 1 : 50

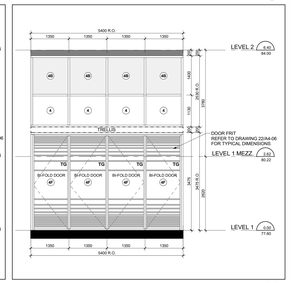

South Elevation - Part 2 19 A4-05
Scale: 1 : 50

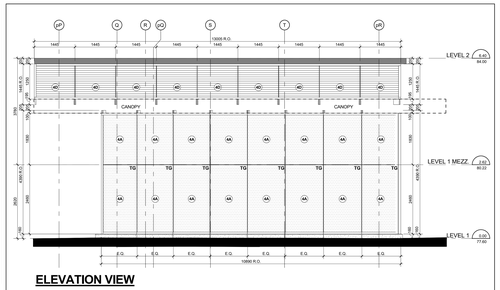

ELEVATION VIEW

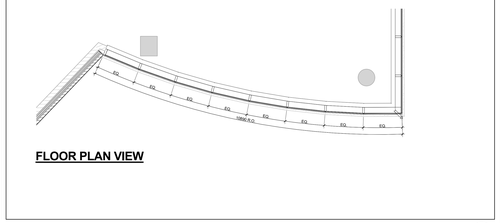

FLOOR PLAN VIEW

South Elevation - Part 1 18 A4-05
Scale: 1 : 50

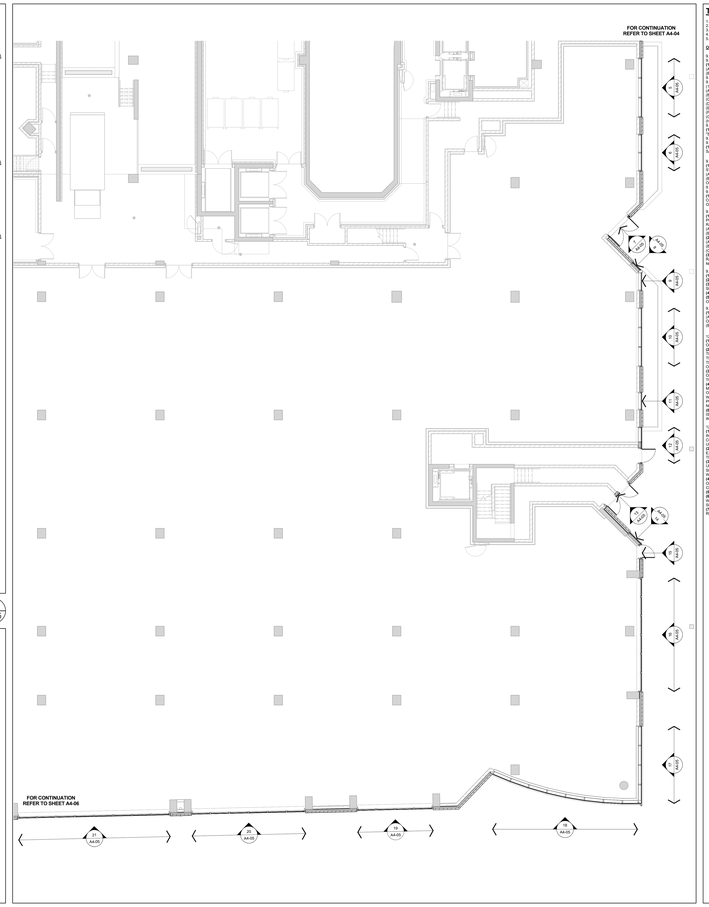

Window Schedule Partial Floor Plan - Level 1 4 A4-05
Scale: 1 : 100

TYPICAL WINDOW SCHEDULE NOTES:

1. ADD 150MM CLEARING ALLOWANCE ON THE RIGHT-HAND SIDE OF WINDOW OPENING.
2. ADD 150MM CLEARING ALLOWANCE ON THE LEFT-HAND SIDE OF WINDOW OPENING.
3. CO-ORDINATE COLOUR SELECTION WITH INTERIOR DESIGNER.
4. CO-ORDINATE WITH ELECTRICAL DRAWINGS FOR LIGHTING FIXTURES.
5. CO-ORDINATE BALCONY/TERRACE ELECTRICAL OUTLETS WITH ELECTRICAL DRAWINGS.

OBC REQUIREMENTS

9.7.2. WINDOW STANDARDS
9.7.2.1. WINDOW STANDARD
(1) WINDOWS SHALL CONFORM TO:
(a) THE CAN/CSA-A440 SERIES,
(b) THE CAN/CSA-A440.1, "USER SELECTION GUIDE TO CSA STANDARD CAN/CSA-A440-00 WINDOWS".
9.7.3. GLASS
9.7.3.1. GLASS STANDARDS
(1) GLASS SHALL CONFORM TO:
(a) CAN/CGSB-12.1-M, "SPECIFICATION OF LAMINATED SAFETY GLASS",
(b) CAN/CGSB-12.2-M, "FLAT, CLEAR SHEET GLASS",
(c) CAN/CGSB-12.3-M, "FLOAT GLASS, CLEAR",
(d) CAN/CGSB-12.4-M, "HEAT-ABSORBING GLASS",
(e) CAN/CGSB-12.5-M, "INSULATING GLASS UNITS",
(f) CAN/CGSB-12.8-M, "WIRED GLASS, TEMPERED REFLECTING",
(g) CAN/CGSB-12.11-M, "WIRED GLASS, SAFETY GLASS", OR
(h) ASTM E2190, "INSULATING GLASS UNIT PERFORMANCE AND EVALUATION".
(2) GLASS SHALL BE SUITABLE FOR USE.
(3) GLASS IN WINDOWS, SLOPED GLAZING AND SKYLIGHTS SHALL BE DESIGNED IN CONFORMANCE WITH CAN/CSA-CSB-12.20-M, "STRUCTURAL DESIGN OF GLASS FOR BUILDINGS".
9.7.3.2. GLASS IN SEALED UNITS
9.7.3.4. SEALING COMPOUND
(1) SEALING COMPOUND USED TO SEAL THE GLASS COMPONENT OF A FACTORY-SEALED DOUBLE-GLAZED UNIT TO THE SASH COMPONENT SHALL BE COMPATIBLE WITH THE MATERIAL USED TO EDGE SEAL THE GLASS COMPONENT.

9.7.5. WINDOWS ABOVE THE SECOND STOREY
(1) WINDOWS IN PUBLIC AREAS THAT EXTEND TO LESS THAN 1 000 MM FROM THE FLOOR AND ARE LOCATED ABOVE THE SECOND STOREY SHALL BE PROTECTED BY GUARDS IN ACCORDANCE WITH SUBSECTION 9.8., OR
(2) NON-OPENABLE AND DESIGNED TO WITHSTAND THE LATERAL DESIGN LOADS FOR GUARDS AS PROVIDED IN ARTICLES 4.1.5.15. OR
9.7.6. RESISTANCE TO FORCED ENTRY
9.7.6.1. FORCED ENTRY THROUGH WINDOWS
(1) EXCEPT AS PROVIDED IN SENTENCE (2), A WINDOW OF WHICH IS LOCATED WITHIN 2 000 MM OF ADJACENT GROUND LEVEL, SHALL CONFORM TO THE REQUIREMENTS FOR RESISTANCE TO FORCED ENTRY AS DESCRIBED IN CLAUSE 10.13 OF CAN/CSA-A440.S2, "WINDOWS".
9.8. GUARDS, HANDRAILS
(1) EXCEPT AS PROVIDED IN SENTENCES (2) AND (3), EVERY SURFACE TO WHICH ACCESS IS PROVIDED FOR OTHER THAN MAINTENANCE PURPOSES, INCLUDING BUT NOT LIMITED TO FLOATS OF STEPS AND RAMPS, EXTERIOR LANDINGS, PORCHES, BALCONIES, GALLERIES AND RAMPS, SHALL BE PROTECTED BY A GUARD IN ACCORDANCE WITH SUBSECTIONS 9.8.2. TO 9.8.8. INCLUSIVE, OR
(a) THERE IS A DIFFERENCE IN ELEVATION OF MORE THAN 600 MM BETWEEN THE WALKING SURFACE AND THE ADJACENT SURFACE, OR
(b) THE ADJACENT SURFACE WITHIN 1.2 M FROM THE WALKING SURFACE HAS A SLOPE OF MORE THAN 1 IN 2.
(2) EXCEPTION FOR GARAGES.
(3) AT LOADING DOCKS.
(4) AT FLOOR PITS IN REPAIR GARAGES, OR
(5) AT PLATFORMS USED FOR PERFORMANCE PURPOSES ONLY.
(6) WHEN AN INTERIOR STAIR HAS MORE THAN 2 RISERS OR AN INTERIOR RAMP RISES MORE THAN 400 MM, THE SIDES OF THE STAIR OR RAMP SHALL BE PROTECTED BY A GUARD ON FLOOR LEVEL AROUND THE STAIRWELL OR RAMP SHALL BE PROTECTED BY A GUARD ON EACH SIDE THAT IS NOT PROTECTED BY A WALL.
9.8.8.1. HEIGHT OF GUARDS
(1) EXCEPT AS PROVIDED IN SENTENCES (2) TO (4), ALL GUARDS SHALL BE NOT LESS THAN 1 070 MM HIGH
(2) EXCEPTION FOR GUARDS IN DWELLING UNITS, ALL GUARDS SHALL BE NOT LESS THAN 900 MM HIGH.
(3) EXTERIOR GUARDS SERVING NOT MORE THAN ONE DWELLING UNIT SHALL BE NOT LESS THAN 900 MM HIGH WHERE THE WALKING SURFACE SERVED BY THE GUARD IS NOT MORE THAN 1 800 MM ABOVE THE FINISHED GROUND LEVEL.
(4) EXCEPTION FOR GUARDS IN DWELLING UNITS, EXTERIOR GUARDS SHALL BE NOT LESS THAN 900 MM HIGH.
(5) THE HEIGHT OF GUARDS FOR FLIGHTS OF STEPS SHALL BE MEASURED VERTICALLY FROM A LINE DRAWN THROUGH THE LEADING EDGE OF THE TREADS SERVED BY THE GUARD.
9.9.1. GLASS IN DOORS
(1) GLASS IN ELEVATORS SHALL BE
(a) SAFETY GLASS OF THE LAMINATED OR TEMPERED TYPE CONFORMING TO CAN/CGSB-12.1-M, "TEMPERED OR LAMINATED SAFETY GLASS",
OR
(b) WIRED GLASS CONFORMING TO CAN/CGSB-12.11-M, "WIRED SAFETY GLASS".

12.3.3.1.1. WINDOWS AND GLAZING
(5) EXCEPT AS PROVIDED IN SENTENCES (2) AND (3), WINDOWS AND ALL GLAZING THAT SEPARATES HEATED SPACE FROM UNHEATED SPACE OR THE EXTERIOR SHALL CONFORM TO ARTICLES 12.3.2.6. AND 12.3.2.8.
(6) EXCEPTIONS FOR WINDOWS AND GLAZING IN DWELLING UNITS, WINDOWS AND GLAZING, INCLUDING GLAZING FOR DOORS AND SKYLIGHTS, THAT SEPARATES HEATED SPACE FROM UNHEATED SPACE OR THE EXTERIOR SHALL NOT EXCEED 20 PER CENT OF THE FLOOR AREA OF THE STOREY SERVED BY THE GLAZED AREAS AND SHALL NOT EXCEED 40 PER CENT OF THE TOTAL AREA OF THE SHALLOW THAT STOREY SERVED BY THE GLAZED AREAS, WHICHEVER IS LESS, PROVIDED THE AREA OF GLAZING THAT EXCEEDS 10 PER CENT OF THE SINGLE PORTION OF THE WALL IS ON CLOSED AS FR PROJECTED AREA ON A VERTICAL PLANE.
(7) EXCEPTION FOR WINDOWS AND GLAZING IN DWELLING UNITS, EXCEPT AS PROVIDED IN SENTENCES (12.3.3.1.2.), THE AREA OF GLAZING THAT EXCEEDS 10 PER CENT OF SUCH GLAZING FOR THE PURPOSE OF APPLYING SENTENCE (2) MAY BE ASSUMED AS BEING EQUAL TO THE ACTUAL AREA MULTIPLIED BY THE SHADING COEFFICIENT OF THE GLAZING, PROVIDED THE SHADING COEFFICIENT IS LESS THAN 1.0 FOR GLAZING.
(8) EXCEPT AS PROVIDED IN SENTENCE (9), THE AREA OF GLAZING THAT CONTAINS CLEAR GLASS OR THAT HAS A SHADING COEFFICIENT OF MORE THAN 0.70 THAT IS UNSHADED IN THE WINTER AND FACES A DIRECTION WITHIN 45° OF DUE SOUTH MAY BE ASSUMED TO BE 50 PERCENT OF THE ACTUAL AREA OF GLAZING, PROVIDED THE GLAZING IS SHADED IN THE SUMMER BY EXTERIOR DEVICES FOR THE PURPOSE OF DETERMINING WITH A SYSTEM THAT IS CAPABLE OF DISTRIBUTING THE SOLAR HEAT GAIN FROM SUCH GLAZED AREAS THROUGHOUT THE BUILDING FOR THE PURPOSE OF DETERMINING WHETHER OR NOT THE GLAZING IS SHADED IN THE WINTER, THE SHADING SHALL BE CALCULATED USING THE NOON SUN ANGLES OF JUNE 21.
(9) SENTENCE (8) SHALL NOT APPLY WHERE THE BUILDING IS DESIGNED TO BE COOLED UNLESS THE GLAZING DESCRIBED IN SENTENCE (8) IS SHADED IN THE SUMMER WITH EXTERIOR DEVICES FOR THE PURPOSE OF DETERMINING WHETHER OR NOT THE GLAZING IS SHADED IN THE WINTER, THE SHADING SHALL BE CALCULATED USING THE NOON SUN ANGLES OF JUNE 21.

12.3.3.10. AIR INFILTRATION
(1) WINDOWS THAT SEPARATE HEATED SPACE FROM UNHEATED SPACE OR THE EXTERIOR SHALL BE DESIGNED TO LIMIT THE RATE OF AIR LEAKAGE THROUGH EXTERIOR WINDOWS, CURTAIN WALLS, AND DOORS TO NOT MORE THAN 0.25 L/S PER EACH SQUARE METRE OF DOOR AREA WHEN TESTED IN CONFORMANCE WITH SENTENCE (2).
(2) EXCEPT AS PROVIDED IN SENTENCE (3), DETERMINING THE RATE OF AIR LEAKAGE THROUGH EXTERIOR WINDOWS, CURTAIN WALLS, AND DOORS UNDER SPECIFIED PRESSURE DIFFERENCES ACROSS THE SPECIMEN.
(3) EXCEPTION FOR DOORS IN DWELLING UNITS, WINDOWS AND GLAZING THAT SEPARATE HEATED SPACE FROM UNHEATED SPACE OR THE EXTERIOR SHALL BE DESIGNED TO LIMIT AIR INFILTRATION TO NOT MORE THAN 0.25 L/S PER EACH SQUARE METRE OF DOOR AREA WHEN TESTED IN CONFORMANCE WITH SENTENCE (2).
(4) EXCEPTION FOR DOORS IN DWELLING UNITS, STRIPPED ON ALL EDGES AND PROTECTED WITH A STORM DOOR OR BY AN ENCLOSED UNHEATED SPACE, EXTERIOR SWING TYPE DOOR ASSEMBLIES FOR DWELLING UNITS, INDIVIDUALLY RENTED HOTEL ROOMS AND SUITES SHALL BE DESIGNED TO LIMIT THE RATE OF AIR INFILTRATION TO NOT MORE THAN 0.35 L/S FOR EACH SQUARE METRE OF DOOR AREA WHEN TESTED IN CONFORMANCE WITH SENTENCE (2).
(5) DOOR ASSEMBLIES OTHER THAN THOSE DESCRIBED IN SENTENCES (3) AND (4), THAT SEPARATE HEATED SPACE FROM UNHEATED SPACE OR THE EXTERIOR SHALL BE DESIGNED TO LIMIT THE RATE OF AIR INFILTRATION TO NOT MORE THAN 1.5 L/S FOR EACH METRE OF DOOR CRACK WHEN TESTED IN CONFORMANCE WITH SENTENCE (2).
(6) THE LANDING/MATERIAL PLACE, AIR LOCK AND TOP FLOOR LEVEL, UNITS BETWEEN EXTERIOR WALL FRAMES AND ANY OTHER LOCATION WHERE THERE IS A POSSIBILITY OF AIR LEAKAGE INTO HEATED SPACES IN A BUILDING THROUGH THE EXTERIOR WALLS, SUCH AS AT UTILITY ROOMS, SHALL BE SEALED TO LIMIT AIR LEAKAGE TO THE EXTENT REQUIRED BY SUBSECTION 9.25.3.
(7) AIR LEAKAGE BETWEEN HEATED SPACE AND ADJACENT ROOF OR ATTIC SPACE CAUSED BY THE PENETRATION OF SERVICES SHALL BE RESTRICTED IN CONFORMANCE WITH THE REQUIREMENTS OF SUBSECTION 9.25.3.

WINDOW SCHEDULE LEGEND

13148 - AQUAVISTA
UPDATED: FEBRUARY 16, 2016

3 PREFINISHED ALUMINUM WINDOW WALL: VISION PANEL
ALUM COLOUR: EXTERIOR - PPG UC7610-HF DURAMAR GREY VELVET
INTERIOR - K100 DURACRON WHITE
GLASS TYPE: CLEAR INNER & OUTER LITE, GUARDIAN SUNGUARD - SUPERNEUTRAL SN64 ON SURFACE 2

3A PREFINISHED ALUMINUM WINDOW WALL: VISION PANEL FRIT PATTERN
ALUM COLOUR: EXTERIOR - PPG UC7610-HF DURAMAR GREY VELVET
INTERIOR - K100 DURACRON WHITE
GLASS TYPE: CLEAR INNER & OUTER LITE, GUARDIAN SUNGUARD - SUPERNEUTRAL SN64 ON SURFACE 2
WHITE FRIT 5MM DIAMETER DOTS IN 10CM SQUARE PATTERN ON SURFACE 2

3B PREFINISHED ALUMINUM WINDOW WALL: OPERABLE AWNING
ALUM COLOUR: EXTERIOR - PPG UC7610-HF DURAMAR GREY VELVET
INTERIOR - K100 DURACRON WHITE
GLASS TYPE: CLEAR INNER & OUTER LITE, GUARDIAN SUNGUARD - SUPERNEUTRAL SN64 ON SURFACE 2

3C PREFINISHED ALUMINUM WINDOW WALL: OPERABLE AWNING FRIT PATTERN
ALUM COLOUR: EXTERIOR - PPG UC7610-HF DURAMAR GREY VELVET
INTERIOR - K100 DURACRON WHITE
GLASS TYPE: CLEAR INNER & OUTER LITE, GUARDIAN SUNGUARD - SUPERNEUTRAL SN64 ON SURFACE 2
WHITE FRIT 5MM DIAMETER DOTS IN 10CM SQUARE PATTERN ON SURFACE 2

3D PREFINISHED ALUMINUM WINDOW WALL: GLASS SPANDREL PANEL
ALUM COLOUR: EXTERIOR - PPG UC7610-HF DURAMAR GREY VELVET
INTERIOR - K100 DURACRON WHITE
GLASS TYPE: CLEAR FLOAT
COLOUR: SOLID FRIT VIRACON SUBDUED GRAY V903 ON SURFACE 2

3E PREFINISHED ALUMINUM WINDOW WALL: METAL SPANDREL PANEL
ALUM COLOUR: EXTERIOR - PPG UC7610-HF DURAMAR GREY VELVET
INTERIOR - K100 DURACRON WHITE
METAL PANEL: PPG UC7610-HF DURAMAR GREY VELVET

3F PREFINISHED ALUMINUM WINDOW WALL: METAL LOUVER
ALUM COLOUR: EXTERIOR - PPG UC7610-HF DURAMAR GREY VELVET
INTERIOR - K100 DURACRON WHITE
METAL LOUVER: PPG UC7610-HF DURAMAR GREY VELVET

3G1 PREFINISHED ALUMINUM WINDOW WALL: METAL SLAB COVER - PROFILE 40x420mm
ALUM COLOUR: EXTERIOR - PPG UC7610-HF DURAMAR GREY VELVET
INTERIOR - K100 DURACRON WHITE
SLAB COVER: PPG UC1687/SSL DURAMAR XL STEEL SILVER CITY

3G2 PREFINISHED ALUMINUM WINDOW WALL: METAL SLAB COVER - PROFILE 195x420mm
ALUM COLOUR: EXTERIOR - PPG UC7610-HF DURAMAR GREY VELVET
INTERIOR - K100 DURACRON WHITE
SLAB COVER: PPG UC1687/SSL DURAMAR XL STEEL SILVER CITY

3G3 PREFINISHED ALUMINUM WINDOW WALL: METAL SLAB COVER - PROFILE 220x420mm
ALUM COLOUR: EXTERIOR - PPG UC7610-HF DURAMAR GREY VELVET
INTERIOR - K100 DURACRON WHITE
SLAB COVER: PPG UC1687/SSL DURAMAR XL STEEL SILVER CITY

3H PREFINISHED ALUMINUM WINDOW WALL: OPERABLE WINDOW - VISION PANEL
ALUM COLOUR: EXTERIOR - PPG UC7610-HF DURAMAR GREY VELVET
INTERIOR - K100 DURACRON WHITE
GLASS TYPE: CLEAR INNER & OUTER LITE, GUARDIAN SUNGUARD - SUPERNEUTRAL SN64 ON SURFACE 2

3J PREFINISHED ALUMINUM WINDOW WALL: OPERABLE WINDOW - GLASS SPANDREL PANEL
ALUM COLOUR: EXTERIOR - PPG UC7610-HF DURAMAR GREY VELVET
INTERIOR - K100 DURACRON WHITE
GLASS TYPE: CLEAR FLOAT
COLOUR: SOLID FRIT VIRACON SUBDUED GRAY V903 ON SURFACE 2

3K PREFINISHED ALUMINUM WINDOW WALL: OPERABLE WINDOW - METAL LOUVER
ALUM COLOUR: EXTERIOR - PPG UC7610-HF DURAMAR GREY VELVET
INTERIOR - K100 DURACRON WHITE
METAL LOUVER: PPG UC7610-HF DURAMAR GREY VELVET

4 PREFINISHED STOREFRONT CURTAINWALL: VISION PANEL (GROUND FLOOR)
ALUM COLOUR: EXTERIOR - PPG UC7610-HF DURAMAR GREY VELVET
INTERIOR - PPG UC7610-HF DURAMAR GREY VELVET
GLASS TYPE: CLEAR INNER & OUTER LITE, GUARDIAN SUNGUARD - SUPERNEUTRAL SN64 ON SURFACE 2

4A PREFINISHED STOREFRONT CURTAINWALL: VISION PANEL FRIT PATTERN (GROUND FLOOR)
ALUM COLOUR: EXTERIOR - PPG UC7610-HF DURAMAR GREY VELVET
INTERIOR - PPG UC7610-HF DURAMAR GREY VELVET
GLASS TYPE: CLEAR INNER & OUTER LITE, GUARDIAN SUNGUARD - SUPERNEUTRAL SN64 ON SURFACE 2
WHITE FRIT 5MM DIAMETER DOTS IN 10CM SQUARE PATTERN ON SURFACE 2

4B PREFINISHED STOREFRONT CURTAINWALL: SHADOW BOX (GROUND FLOOR)
ALUM COLOUR: EXTERIOR - PPG UC7610-HF DURAMAR GREY VELVET
INTERIOR - PPG UC7610-HF DURAMAR GREY VELVET
GLASS TYPE: CLEAR INNER & OUTER LITE, GUARDIAN SUNGUARD - SUPERNEUTRAL SN64 ON SURFACE 2
COLOUR: WHITE COLOUR PAINT ON ALUMINUM PAN BEHIND SURFACE 4

4C PREFINISHED STOREFRONT CURTAINWALL: GLASS SPANDREL PANEL (GROUND FLOOR)
ALUM COLOUR: EXTERIOR - PPG UC7610-HF DURAMAR GREY VELVET
INTERIOR - PPG UC7610-HF DURAMAR GREY VELVET
GLASS TYPE: CLEAR INNER & OUTER LITE, GUARDIAN SUNGUARD - SUPERNEUTRAL SN64 ON SURFACE 2
COLOUR: SOLID FRIT GREY VELVET ON SURFACE 2

4D PREFINISHED STOREFRONT CURTAINWALL: METAL LOUVER (GROUND FLOOR)
ALUM COLOUR: EXTERIOR - PPG UC7610-HF DURAMAR GREY VELVET
INTERIOR - PPG UC7610-HF DURAMAR GREY VELVET
METAL LOUVER: PPG UC7610-HF DURAMAR GREY VELVET

4E PREFINISHED STOREFRONT CURTAINWALL: METAL SPANDREL PANEL (GROUND FLOOR)
ALUM COLOUR: EXTERIOR - PPG UC7610-HF DURAMAR GREY VELVET
INTERIOR - PPG UC7610-HF DURAMAR GREY VELVET
METAL PANEL: PPG UC7610-HF DURAMAR GREY VELVET

4F PREFINISHED STOREFRONT CURTAINWALL: VISION PANEL FRIT PATTERN (GROUND FLOOR)
ALUM COLOUR: EXTERIOR - PPG UC7610-HF DURAMAR GREY VELVET
INTERIOR - PPG UC7610-HF DURAMAR GREY VELVET
GLASS TYPE: CLEAR INNER & OUTER LITE, GUARDIAN SUNGUARD - SUPERNEUTRAL SN64 ON SURFACE 2
GREY VELVET HORIZONTAL FRIT PATTERN ON SURFACE 2

LEGEND

BBQ	BBQ GAS CONNECTION - REFER TO MECHANICAL DRAWINGS
NFHB	NON-FREEZE HOSE BIBB - REFER TO MECHANICAL DRAWINGS
WDR	WEATHERPROOF DUPLEX RECEPTACLE - REFER TO ELECTRICAL DRAWINGS
LF	LIGHT FIXTURE - REFER TO ELECTRICAL DRAWINGS
TG	TEMPERED GLASS

Typical Window Schedule Notes 3 A4-05
NTS

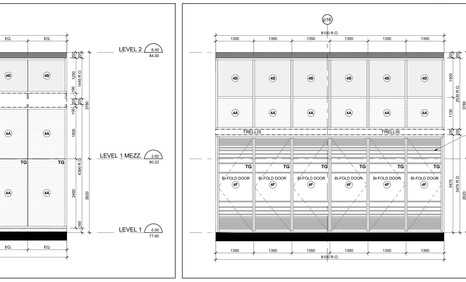

East Elevation - Part 17 17 A4-05
Scale: 1 : 50

East Elevation - Part 16 16 A4-05
Scale: 1 : 50

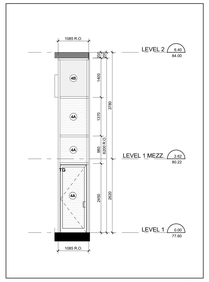

East Elevation - Part 15 - Level 1 15 A4-05
Scale: 1 : 50

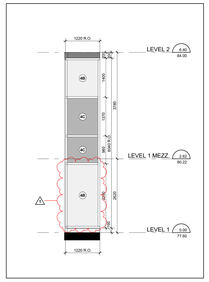

East Elevation - Part 14 14 A4-05
Scale: 1 : 50

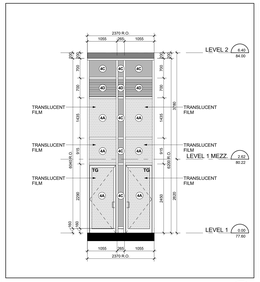

East Elevation - Part 13 13 A4-05
Scale: 1 : 50

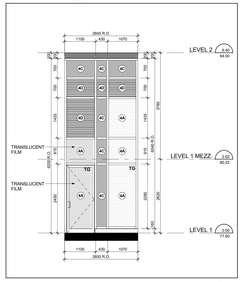

East Elevation - Part 12 12 A4-05
Scale: 1 : 50

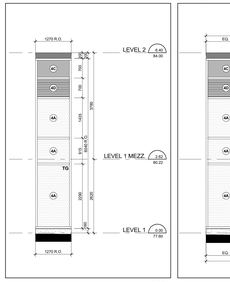

East Elevation - Part 11 11 A4-05
Scale: 1 : 50

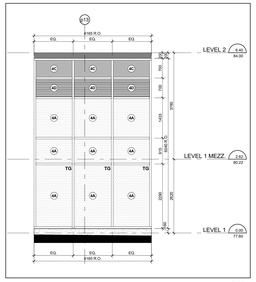

East Elevation - Part 10 10 A4-05
Scale: 1 : 50

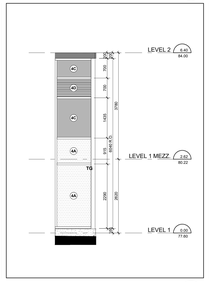

East Elevation - Part 9 9 A4-05
Scale: 1 : 50

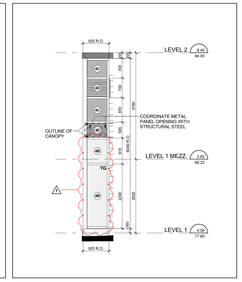

East Elevation - Part 8 8 A4-05
Scale: 1 : 50

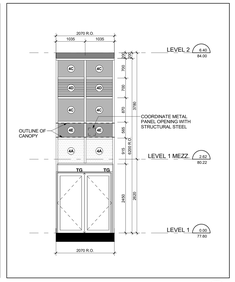

East Elevation - Part 7 7 A4-05
Scale: 1 : 50

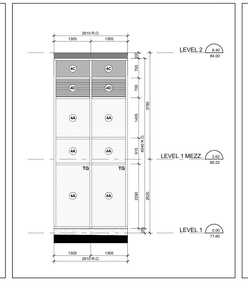

East Elevation - Part 6 6 A4-05
Scale: 1 : 50

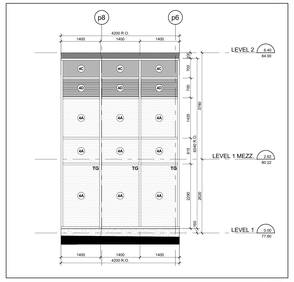

East Elevation - Part 5 5 A4-05
Scale: 1 : 50

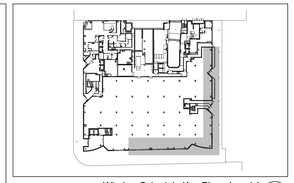

Window Schedule Key Plan - Level 1 2 A4-05
NTS

Window Schedule Legend 1 A4-05
NTS

Contractor Must Check And Verify All Dimensions On The Job.
Do Not Scale The Drawings.
All Drawings, Specifications And Related Documents Are The Copyright Of The Architect And Must Be Returned Upon Request.
Reproduction Of Drawings, Specifications And Related Documents In Part Or Whole Is Forbidden Without The Architects Written Permission.
The Drawing Is Not To Be Used For Construction Until Dated By The Architect.
Date: November 4, 2016

ONTARIO ASSOCIATION OF ARCHITECTS
LICENCE
JOHN DOE
1001
SEAL MUST BE SIGNED TO BE VALID
Construction

KIRKOR ARCHITECTS + PLANNERS
20 Martin Ross Avenue, Toronto, Ontario, M3J 2K8
Tel (416) 665-6060, Fax (416) 665-7234, www.kirkorarchitects.com

No.	Revision	Date
1	Site Instruction #16	Nov. 01, 2017

No.	Issued For	Date
3	Building Permit Resubmission	Nov. 1, 2017
2	Construction	Nov. 4, 2016
1	Tender	Oct. 13, 2015

AQUAVISTA
AT BAYSIDE TORONTO

Drawing Title
Window Schedule - Level 1 - East & South Elevation

Project
Hines TRIDEL
AQUAVISTA
Block 3 - R3 & R4
263 Queens Quay East
Toronto, ON

Scale: As indicated
Drawn by: E.V. / M.N.
Checked by: C.A.
Project No.: 13148
Date: November 4, 2016
Drawing No.: A4-05