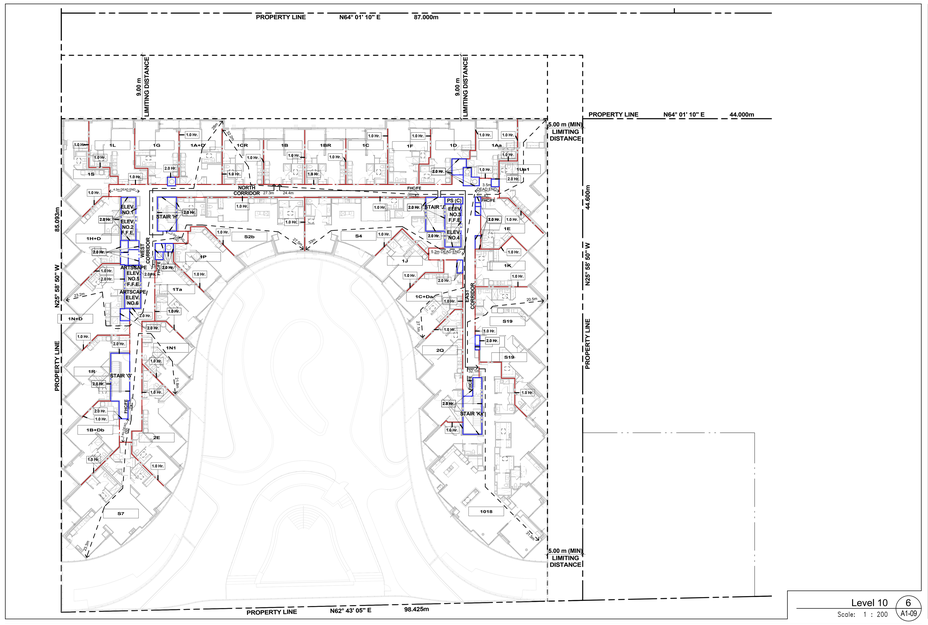

Level 10 6
Scale: 1 : 200 A1-09

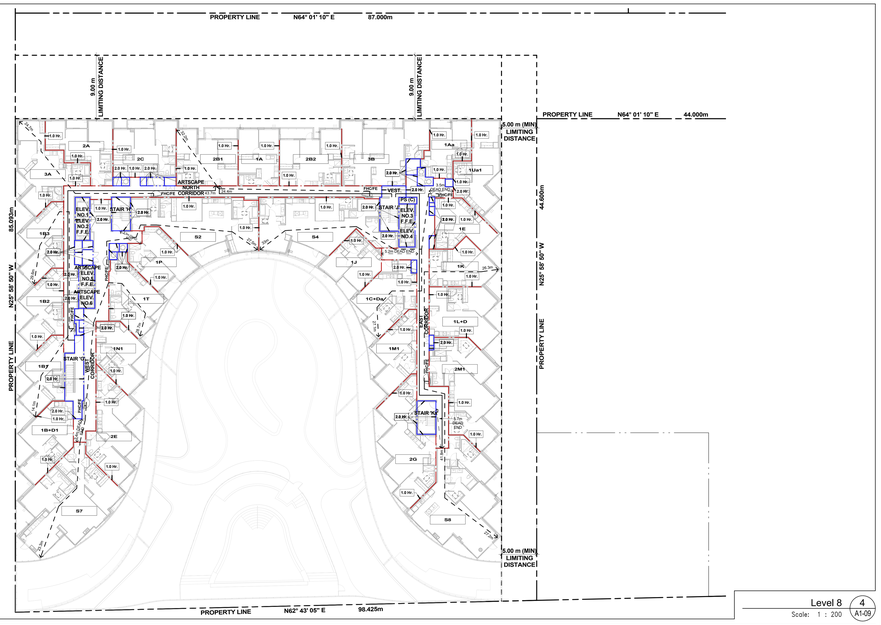

Level 8 4
Scale: 1 : 200 A1-09

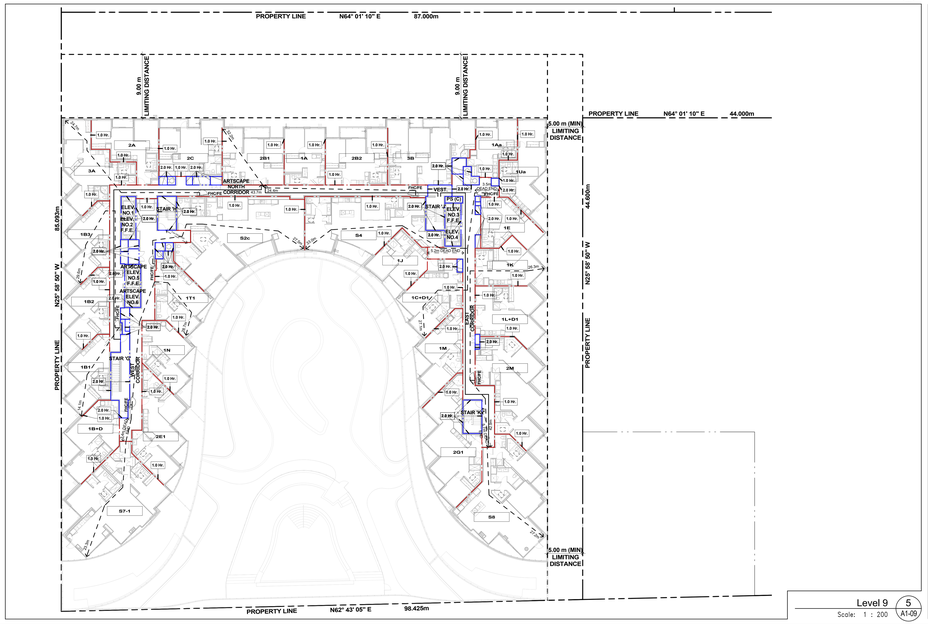

Level 9 5
Scale: 1 : 200 A1-09

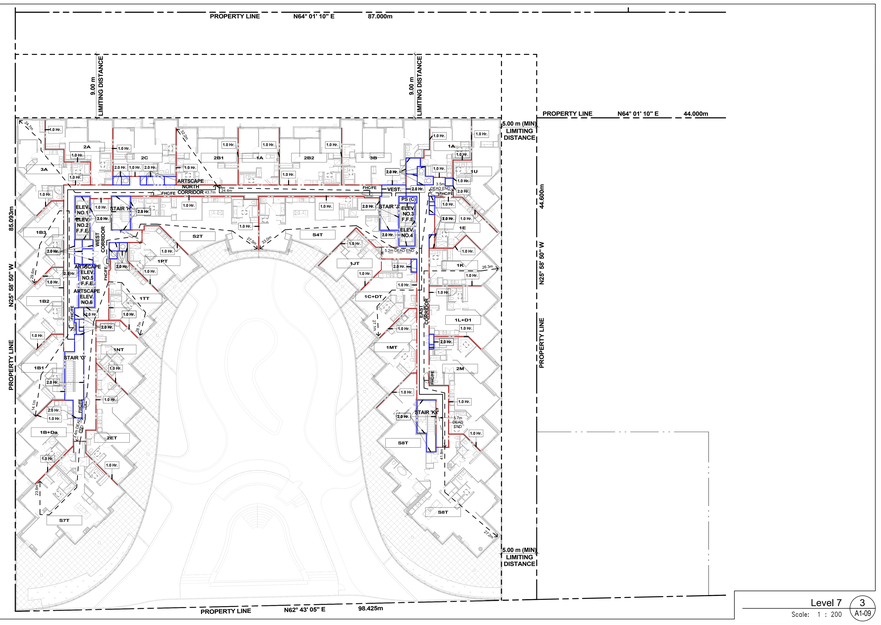

Level 7 3
Scale: 1 : 200 A1-09

CODE COMPLIANCE LEGEND:

- 3 Min. — DENOTES FIRE SEPARATION HAVING A FIRE RESISTANCE RATING OF 3HR.
- 45 Min. — DENOTES FIRE SEPARATION HAVING A FIRE RESISTANCE RATING NOT LESS THAN 45 MIN.
- 1.0 Hr. — DENOTES FIRE SEPARATION HAVING A FIRE RESISTANCE RATING NOT LESS THAN 1HR.
- 30 Min. — DENOTES FIRE SEPARATION HAVING A FIRE RESISTANCE RATING NOT LESS THAN 30MIN.
- 2.0 Hr. — DENOTES FIRE SEPARATION HAVING A FIRE RESISTANCE RATING NOT LESS THAN 2HR.
- 3.0 Hr. — DENOTES FIRE SEPARATION HAVING A FIRE RESISTANCE RATING NOT LESS THAN 3HR.
- XXm — DENOTES FIRE HOSE CABINET HOSE LENGTH 30m + 3m HOSE STREAM.
- XXm — DENOTES TRAVEL DISTANCE 45m MAXIMUM.
- XXm — DENOTES DEAD END CORRIDORS 9m MAXIMUM.

WHERE DISCREPANCIES OCCUR BETWEEN CODE COMPLIANCE DRAWINGS AND FLOOR PLANS, CODE COMPLIANCE DRAWINGS SHALL GOVERN.

FIRE SEPARATION AS PROVIDED BY RAWDAL BROWN & ASSOCIATES

ALL OTHER WALLS NOT NOTED HAVE A FIRE RESISTANCE RATING OF ZERO (0) HOUR.

Code Compliance Legend 2
A1-09

GENERAL TYPICAL FLOOR NOTES

1. REFER TO INTERIOR DESIGN DRAWINGS FOR INTERIOR FINISHES AND SPECIFICATIONS.
2. BALCONY SLABS AND CONCRETE SILL CONDITIONS TO BE SLOPED AWAY FROM BUILDING FOR DRAINAGE. PROVIDE SCUPPER DRAIN AT BALCONY LOCATIONS WITH DOWNSPOUT TO MAIN SCUPPERS, OR AREA DRAINS. SEE PLANS FOR LOCATIONS.
3. PROVIDE APPROVED SOUND INSULATION FOR HORIZONTAL AND VERTICAL PIPES THROUGH WALL AND FLOOR PENETRATION AS REQUIRED. REFER TO MECHANICAL DRAWINGS & ACOUSTICAL REPORT.
4. REFER TO WINDOW SCHEDULE FOR LOCATION OF WINDOW OPENING SECTION AND INSECT SCREEN.
5. PROVIDE ALL FURRING SPACE AS REQUIRED FOR ELECTRICAL PANELS. REFER TO ELECTRICAL DRAWINGS FOR LOCATION AND DETAILS.
6. COORDINATE WITH MECHANICAL AND ELECTRICAL DRAWINGS FOR ALL PIPE AND SHAFT SLEEVE REQUIREMENTS.
7. ALL BATHROOM CEILINGS TO BE CONSTRUCTED AS PER DETAIL CEILING. PROVIDE ACOUSTICAL BATTS IN ALL BATHROOM PIPE SPACES.
8. AT ALL STAIR/PRESSURIZATION SHAFT ENCLOSURES, NO SERVICES SHALL BE ALLOWED TO PENETRATE, OR PASS THRU THIS ENCLOSURE.
9. ELEVATOR:
   - A. ELEVATOR SHAFT DIMENSIONS PROVIDED BY THE ELEVATOR CONSULTANT. A COPY OF THIS REPORT CAN BE OBTAINED FROM THE ARCHITECT. ARCHITECT TO COORDINATE REQUIREMENTS WITH REVIEWED ELEVATOR SHOP DRAWINGS.
   - B. ELEVATOR PITS SHALL BE CO-ORDINATED WITH ELEVATOR SUPPLIER.
   - C. ELEVATOR SHAFT WALLS TO BE CONSTRUCTED TO ACHIEVE A MIN. FIRE RESISTANCE RATING OF 2 HRS.
   - D. AN APPROVED FIRE STOP MATERIAL IS TO BE USED TO SEAL INTERSECTION FOR OF CONCRETE BLOCK AT FLOOR SLABS.
   - E. ELEVATOR PIT LADDERS TO BE GALVANIZED STEEL AND EXTEND TO TOP OF PIT. LADDERS TO BE SUPPLIED & INSTALLED BY GENERAL CONTRACTOR.
10. LOCKER ROOM NOTES:
    ALL LOCKER ISLES TO BE 1100mm (7TIF). LOCKERS TO BE 305mm WIDE. PROVIDE WIRE MESH EMERTCIBA MINIMUM 2100mm HIGH. PROVIDE WIRE MESH DOOR AND CEILING. ALL WIRE MESH CEILINGS TO BE 450mm BELOW SPRINKLER DEFLECTOR THROUGHOUT.
    REVIEW LOCKER ROOM LAYOUT PREPARED BY ARCHITECT AND INSTALLER REVIEW INSTALLTION SHOP DRAWINGS FOR REVIEW BY OWNER AND ARCHITECT.
    BICYCLE SPACE NOTES:
    ALL BICYCLE SPACES TO COMPLY WITH TORONTO BICYCLE BYLAW STANDARDS. HORIZONTAL RACKING 600w X 1800lg X 1900h. VERTICAL RACKING 1200w X 1200lg X 1900h.
11. 480/90 RESISTANT DRYWALL TO BE USED ON ALL ARTSCAPE / AFFORDABLE LOBBY AND CORRIDOR WALLS.
12. SUITE TO SUITE BLOCK WALL TO BE NORMAL WEIGHT FOR ACOUSTICS REFER TO ACOUSTICAL REPORT

General Typical Floor Notes 1
A1-09

Contractor Must Check And Verify All Dimensions On The Job.
Do Not Scale The Drawings.
All Drawings, Specifications And Related Documents Are The Copyright Of The Architect And Must Be Returned Upon Request.
Reproduction Of Drawings, Specifications And Related Documents In Part Or Whole Is Forbidden Without The Architects Written Permission.
This Drawing Is Not To Be Used For Construction Until Signed By The Architect.

Date: November 4, 2016

ONTARIO ASSOCIATE ARCHITECTS
CERTIFICATE OF PRACTICE
CORPORATION
NOT VALID UNLESS SIGNED AND SEALED
Construction

KIRKOR ARCHITECTS + PLANNERS
20 Martin Ross Avenue, Toronto, Ontario, M3J 2K8
Tel (416) 665-6060, Fax (416) 665-1234, www.kirkorarchitects.com

No.:	Revision	Date
1	Site Instruction #16	Nov. 01, 2017

No.	Issued For	Date
5.	Building Permit Resubmission	Nov. 1, 2017
4.	Construction	Nov. 4, 2016
3.	Tender	Oct. 13, 2015
2.	Building Permit	June 12, 2015
1.	Waterfront Toronto Review	May 1, 2015

AQUAVISTA
AT BAYSIDE TORONTO

Drawing Title
O.B.C. Floor Plans
Ontario Building Code Compliance Diagram Levels 7-10

Project
Hines TRIDEL
AQUAVISTA
Block 3 - R3 & R4
263 Queens Quay East
Toronto, ON

Scale: As indicated
Drawn by: A.B.
Checked by: C.A.
Project No.: 13148
Date: November 4, 2016
Drawing No.: A1-09