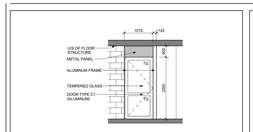

SC-1 A8-06 TYPE: DOOR AND WINDOW ASSEMBLY (NO RATING)

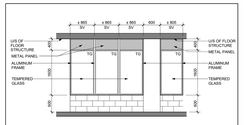

SC-2 A8-06 TYPE: DOOR AND WINDOW ASSEMBLY (NO RATING)

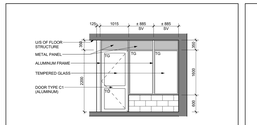

SC-3 A8-06 TYPE: DOOR AND WINDOW ASSEMBLY (NO RATING)

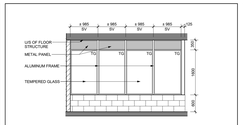

SC-4 A8-06 TYPE: DOOR AND WINDOW ASSEMBLY (NO RATING)

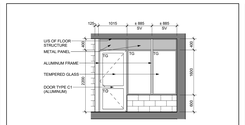

SC-5 A8-06 TYPE: DOOR AND WINDOW ASSEMBLY (NO RATING)

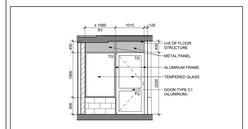

SC-6 A8-06 TYPE: DOOR AND WINDOW ASSEMBLY (NO RATING)

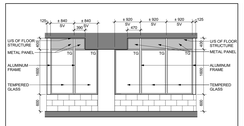

SC-7 A8-06 TYPE: DOOR AND WINDOW ASSEMBLY (NO RATING)

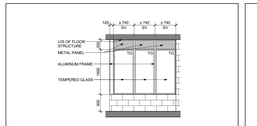

SC-8 A8-06 TYPE: DOOR AND WINDOW ASSEMBLY (NO RATING)

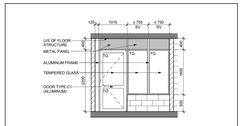

SC-9 A8-06 TYPE: DOOR AND WINDOW ASSEMBLY (NO RATING)

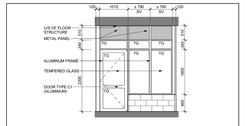

SC-10 A8-06 TYPE: DOOR AND WINDOW ASSEMBLY (NO RATING)

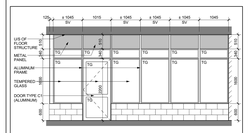

SC-11 A8-06 TYPE: DOOR AND WINDOW ASSEMBLY (NO RATING)

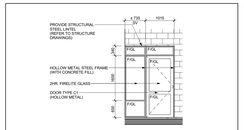

SC-12 A8-06 TYPE: DOOR AND WINDOW ASSEMBLY (2 HR. RATING)

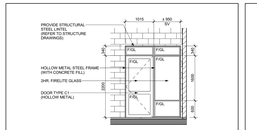

SC-13 A8-06 TYPE: DOOR AND WINDOW ASSEMBLY (2 HR. RATING)

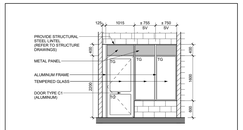

SC-14 A8-06 TYPE: DOOR AND WINDOW ASSEMBLY (NO RATING)

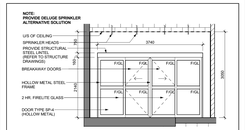

SC-15 A8-06 TYPE: DOOR AND WINDOW ASSEMBLY (2 HR. RATING)

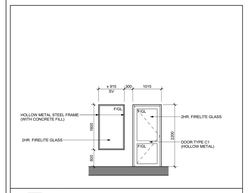

SC-16 A8-06 TYPE: DOOR AND WINDOW ASSEMBLY (2 HR. RATING)

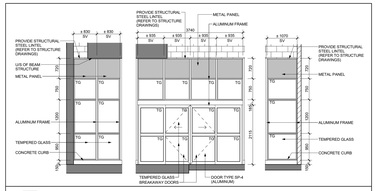

SC-17 A8-06 TYPE: DOOR AND WINDOW ASSEMBLY (NO RATING)

Door and Frame Schedule - Level 13

Door Number	Number of Door Panels	Width	Height	Thickness	Door: Door Type	Door: Panel Material	Door: Panel Finish	Frame: Frame Type	Frame: Frame Material	Frame: Frame Finish	Fire Rating: Fire Rating (Door)	Fire Rating: Fire Rating (Wall)	Temperature Rise Label	Panic Hardware	Self Closure	Threshold	Insulated	Weather Stripping	Auto Open	Lock Hardware	Comments
1302		915	2150	45	A1	HM	PT	F1	HM	PT	90 MIN.	2 HR.	-	-	■	■	■	■	-	■	
1303		915	2150	45	A1	HM	PT	F1	HM	PT	90 MIN.	2 HR.	-	-	■	-	-	-	-	■	
1304		915	2150	45	A1	HM	PT	F1	HM	PT	90 MIN.	2 HR.	-	-	■	-	-	-	-	■	
1305		915	2150	45	A1	HM	PT	F1	HM	PT	90 MIN.	2 HR.	-	-	■	■	■	■	-	■	REFER TO WINDOW SCHEDULE ELEVATIONS. NO LOOKING MECHANISM
1306		915	2150	45	A1	HM	PT	F1	HM	PT	90 MIN.	2 HR.	-	-	■	-	-	-	-	■	
1309		915	2150	45	A1	HM	PT	F1	HM	PT	90 MIN.	2 HR.	-	-	■	-	-	-	-	■	
1310		915	2150	45	A1	HM	PT	F1	HM	PT	90 MIN.	2 HR.	-	-	■	-	-	-	-	■	
1311		915	2150	45	A1	HM	PT	F1	HM	PT	90 MIN.	2 HR.	-	-	■	-	-	-	-	■	
1312	2x	760	2440	45	G2	WD	PT	F3	WD	PT	20 MIN.	1 HR.	-	-	■	-	-	-	-	-	
1314		860	2440	45	G1	WD	PT	F3	WD	PT	20 MIN.	1 HR.	-	-	■	-	-	-	■	■	REFER TO ARTICAFE ID DRAWINGS FOR FINISHES, POWER OPERATED
1315		985	2440	45	G1	WD	-	F3	WD	PT	-	-	-	-	■	-	-	-	■	■	REFER TO ARTICAFE ID DRAWINGS FOR FINISHES, POWER OPERATED
1316		985	2440	45	G1	WD	-	F3	WD	PT	-	-	-	-	■	-	-	-	■	■	REFER TO ARTICAFE ID DRAWINGS FOR FINISHES
1317		915	2150	45	A1	HM	PT	F1	HM	PT	90 MIN.	2 HR.	-	-	■	-	-	-	-	■	
1318		915	2150	45	A1	HM	PT	F1	HM	PT	90 MIN.	2 HR.	-	-	■	-	-	-	-	■	
1319		915	2150	45	A1	HM	PT	F1	HM	PT	90 MIN.	2 HR.	-	-	■	-	-	-	-	■	
1320		915	2150	45	A1	HM	PT	F1	HM	PT	90 MIN.	2 HR.	-	-	■	■	■	■	-	■	
1321		915	2150	45	A1	HM	PT	F1	HM	PT	90 MIN.	2 HR.	-	-	■	■	■	■	-	■	REFER TO WINDOW SCHEDULE ELEVATIONS. NO LOOKING MECHANISM
1322		915	2150	45	A1	HM	PT	F1	HM	PT	90 MIN.	2 HR.	-	-	■	-	-	-	-	■	
1323		915	2150	45	A1	HM	PT	F1	HM	PT	90 MIN.	2 HR.	-	-	■	-	-	-	-	■	
1324		915	2150	45	A1	HM	PT	F1	HM	PT	90 MIN.	2 HR.	-	-	■	-	-	-	-	■	
1325		915	2150	45	A1	HM	PT	F1	HM	PT	90 MIN.	2 HR.	-	-	■	-	-	-	-	■	
Sa 17		915	2440	45	B1	HM	PT	F1	HM	PT	90 MIN.	2 HR.	-	-	■	-	-	-	-	■	REFER TO ARTICAFE ID DRAWINGS FOR FINISHES, SECURITY
Sa 13A		915	2440	45	B1	HM	PT	F1	HM	PT	90 MIN.	2 HR.	-	-	■	-	-	-	-	■	SECURITY
Ss 13		915	2440	45	B1	HM	PT	F1	HM	PT	90 MIN.	2 HR.	-	-	■	-	-	-	-	■	REFER TO ARTICAFE ID DRAWINGS FOR FINISHES, MAG LOCK
Ss 13A		915	2440	45	B1	HM	PT	F1	HM	PT	90 MIN.	2 HR.	-	-	■	-	-	-	-	■	
Ss 13B		915	2440	45	B1	HM	PT	F1	HM	PT	90 MIN.	2 HR.	-	-	■	-	-	-	-	■	
Ss 13C		915	2150	45	B1	HM	PT	F1	HM	PT	90 MIN.	2 HR.	-	-	■	-	-	-	-	■	
Ss 13D		915	2150	45	B1	HM	PT	F1	HM	PT	90 MIN.	2 HR.	-	-	■	-	-	-	-	■	SECURITY
Ss 13A		915	2150	45	B1	HM	PT	F1	HM	PT	90 MIN.	2 HR.	-	-	■	-	-	-	-	■	

Door and Frame Schedule - Typical Suites

Door Number	Number of Door Panels	Width	Height	Thickness	Door: Door Type	Door: Panel Material	Door: Panel Finish	Frame: Frame Type	Frame: Frame Material	Frame: Frame Finish	Fire Rating: Fire Rating (Door)	Fire Rating: Fire Rating (Wall)	Temperature Rise Label	Panic Hardware	Self Closure	Threshold	Insulated	Weather Stripping	Auto Open	Lock Hardware	Comments
51		965	2135	45	G1	WD	PT	F3	WD	PT	-	-	-	-	-	-	-	-	-	-	DEAD BOLT, VIEW FINDER, REFER TO ID DRAWINGS FOR FINISHES
52		865	2135	35	G1	WD	PT	F3	WD	PT	-	-	-	-	-	-	-	-	-	-	PRIVACY LOCKS FOR BATHROOM DOORS
53		865	2135	35	G1	WD	PT	F3	WD	PT	-	-	-	-	-	-	-	-	-	-	PRIVACY LOCKS FOR BATHROOM DOORS
54		865	2135	35	G1	WD	PT	F3	WD	PT	-	-	-	-	-	-	-	-	-	-	PRIVACY LOCKS FOR BATHROOM DOORS
55		810	2135	35	G1	WD	PT	F3	WD	PT	-	-	-	-	-	-	-	-	-	-	PRIVACY LOCKS FOR BATHROOM DOORS
56		810	2135	35	G1	WD	PT	F3	WD	PT	-	-	-	-	-	-	-	-	-	-	PRIVACY LOCKS FOR BATHROOM DOORS
57		710	2135	35	G1	WD	PT	F3	WD	PT	-	-	-	-	-	-	-	-	-	-	
58		610	2135	35	G1	WD	PT	F3	WD	PT	-	-	-	-	-	-	-	-	-	-	
59		560	2135	35	G1	WD	PT	F3	WD	PT	-	-	-	-	-	-	-	-	-	-	
510		510	2135	35	G1	WD	PT	F3	WD	PT	-	-	-	-	-	-	-	-	-	-	
511		410	2135	35	G1	WD	PT	F3	WD	PT	-	-	-	-	-	-	-	-	-	-	
512		410	2135	35	G1	WD	PT	F3	WD	PT	-	-	-	-	-	-	-	-	-	-	
513	2x	915	2135	35	G2	WD	PT	F3	WD	PT	-	-	-	-	-	-	-	-	-	-	
514	2x	860	2135	35	G2	WD	PT	F3	WD	PT	-	-	-	-	-	-	-	-	-	-	
515	2x	810	2135	35	G2	WD	PT	F3	WD	PT	-	-	-	-	-	-	-	-	-	-	
516	2x	710	2135	35	G2	WD	PT	F3	WD	PT	-	-	-	-	-	-	-	-	-	-	
517	2x	710	2135	35	G2	WD	PT	F3	WD	PT	-	-	-	-	-	-	-	-	-	-	
518	2x	610	2135	35	G2	WD	PT	F3	WD	PT	-	-	-	-	-	-	-	-	-	-	
519	2x	610	2135	35	G2	WD	PT	F3	WD	PT	-	-	-	-	-	-	-	-	-	-	
520	2x	510	2135	35	G2	WD	PT	F3	WD	PT	-	-	-	-	-	-	-	-	-	-	
521	2x	460	2135	35	G2	WD	PT	F3	WD	PT	-	-	-	-	-	-	-	-	-	-	
522	2x	410	2135	35	G2	WD	PT	F3	WD	PT	-	-	-	-	-	-	-	-	-	-	
523	2x	1626 1010	2135	25	H	GLAMR	-	-	-	-	-	-	-	-	-	-	-	-	-	-	FRAMELESS CLOSET MIRROR OR FROSTED GLASS SLIDER. REFER TO FEATURES LIST
524	2x	1626 1010	2135	25	H	GL	-	-	-	-	-	-	-	-	-	-	-	-	-	-	FRAMELESS BEDROOM CLEAR GLASS SLIDER. REFER TO FEATURES LIST
524A	2x	1626 1010	2135	25	H	WD	-	-	-	-	-	-	-	-	-	-	-	-	-	-	FRAMELESS HARD BOARD SLIDER. REFER TO FEATURES LIST
525		610	1830	25	L	GL	-	-	-	-	-	-	-	-	-	-	-	-	-	-	SHOWER DOOR. REFER TO FLOOR PLANS FOR SWING DOOR OR SLIDER
526		865	2440	35	G1	WD	PT	F3	WD	PT	20 MIN.	1 HR.	-	-	■	■	■	■	-	■	REFER TO ARTICAFE ID DRAWINGS FOR FINISHES
527		865	2440	35	G1	WD	PT	F3	WD	PT	-	-	-	-	-	-	-	-	-	-	PRIVACY LOCKS FOR BATHROOM DOORS
528		915	2440	35	G1	WD	PT	F3	WD	PT	-	-	-	-	-	-	-	-	-	-	PRIVACY LOCKS FOR BATHROOM DOORS
529		860	2440	35	G1	WD	PT	F3	WD	PT	-	-	-	-	-	-	-	-	-	-	PRIVACY LOCKS FOR BATHROOM DOORS
530		810	2440	35	G1	WD	PT	F3	WD	PT	-	-	-	-	-	-	-	-	-	-	PRIVACY LOCKS FOR BATHROOM DOORS
531		810	2440	35	G1	WD	PT	F3	WD	PT	-	-	-	-	-	-	-	-	-	-	PRIVACY LOCKS FOR BATHROOM DOORS
532		710	2440	35	G1	WD	PT	F3	WD	PT	-	-	-	-	-	-	-	-	-	-	
533		610	2440	35	G1	WD	PT	F3	WD	PT	-	-	-	-	-	-	-	-	-	-	
534		560	2440	35	G1	WD	PT	F3	WD	PT	-	-	-	-	-	-	-	-	-	-	
535		510	2440	35	G1	WD	PT	F3	WD	PT	-	-	-	-	-	-	-	-	-	-	
536		460	2440	35	G1	WD	PT	F3	WD	PT	-	-	-	-	-	-	-	-	-	-	
537		410	2440	35	G1	WD	PT	F3	WD	PT	-	-	-	-	-	-	-	-	-	-	
538	2x	915	2440	35	G2	WD	PT	F3	WD	PT	-	-	-	-	-	-	-	-	-	-	
539	2x	860	2440	35	G2	WD	PT	F3	WD	PT	-	-	-	-	-	-	-	-	-	-	
540	2x	810	2440	35	G2	WD	PT	F3	WD	PT	-	-	-	-	-	-	-	-	-	-	
541	2x	760	2440	35	G2	WD	PT	F3	WD	PT	-	-	-	-	-	-	-	-	-	-	
542	2x	710	2440	35	G2	WD	PT	F3	WD	PT	-	-	-	-	-	-	-	-	-	-	
543	2x	660	2440	35	G2	WD	PT	F3	WD	PT	-	-	-	-	-	-	-	-	-	-	
544	2x	610	2440	35	G2	WD	PT	F3	WD	PT	-	-	-	-	-	-	-	-	-	-	
545	2x	460	2440	35	G2	WD	PT	F3	WD	PT	-	-	-	-	-	-	-	-	-	-	
546	2x	410	2440	35	G2	WD	PT	F3	WD	PT	-	-	-	-	-	-	-	-	-	-	
548	2x	1626 1010	2440	25	H	GLAMR	-	-	-	-	-	-	-	-	-	-	-	-	-	-	FRAMELESS CLOSET MIRROR OR FROSTED GLASS SLIDER. REFER TO FEATURES LIST
549	2x	1626 1010	2440	25	H	GL	-	-	-	-	-	-	-	-	-	-	-	-	-	-	FRAMELESS BEDROOM CLEAR GLASS SLIDER. REFER TO FEATURES LIST
550	2x	1626 1010	2440	40	JS	WD	PT	-	-	-	-	-	-	-	-	-	-	-	-	-	FVE PANEL POCKET DOOR
551		960	2440	45	D1	GL	PBE	F2	AL	PBE	-	-	-	-	■	■	■	■	-	■	REFER TO WINDOW SCHEDULE ELEVATIONS. DOOR HEIGHT ON 10-F FLOORS TO 8E 2750mm
552		960	2440	45	D1	GL	PBE	F2	AL	PBE	-	-	-	-	■	■	■	■	-	■	REFER TO WINDOW SCHEDULE ELEVATIONS. DOOR HEIGHT ON 10-F FLOORS TO 8E 2750mm
560		810	2440	35	G1	WD	PT	-	-	-	-	-	-	-	-	-	-	-	-	-	PRIVACY LOCKS FOR BATHROOM DOORS, FRAMELESS DOOR
561		610	2440	35	G1	WD	PT	-	-	-	-	-	-	-	-	-	-	-	-	-	FRAMELESS DOOR
562	2x	610	2440	35	G1	WD	PT	-	-	-	-	-	-	-	-	-	-	-	-	-	FRAMELESS DOOR
563	2x	460	2440	35	G1	WD	PT	-	-	-	-	-	-	-	-	-	-	-	-	-	FRAMELESS DOOR
564		810	2440	40	J1	WD	PT	-	-	-	-	-	-	-	-	-	-	-	-	-	SINGLE POCKET DOOR
565		760	2440	40	J1	WD	PT	-	-	-	-	-	-	-	-	-	-	-	-	-	SINGLE POCKET DOOR
566		915	2440	40	J2	WD	PT	-	-	-	-	-	-	-	-	-	-	-	-	-	DOUBLE POCKET DOOR
567		760	2440	40	J2	WD	PT	-	-	-	-	-	-	-	-	-	-	-	-	-	DOUBLE POCKET DOOR

Door Schedule 2 A8-06

TYPICAL DOOR



BARRIER FREE CLEARANCES :

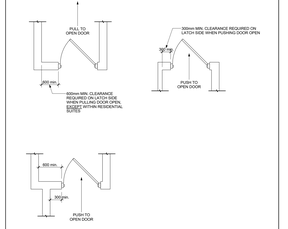

DOOR TYPES :

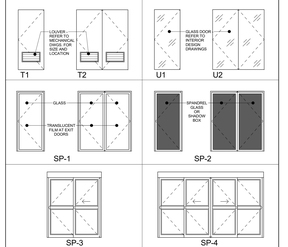

Typical Door Type Notes and Legend 1 A8-06
NTS

DOOR GENERAL NOTES

1. ALL DOORS WITHIN REQUIRED FIRE SEPARATIONS TO BE PROVIDED WITH POSITIVE LATCHING DEVICES AND SELF-CLOSING AND MUST HAVE APPROPRIATE LABELED DOOR, FRAME AND HARDWARE, OBC REFERENCE 3.1.8.11.(1) AND 3.1.8.13
2. DOORS WITH SELF-CLOSING HARDWARE WITHIN THE REQUIRED FIRE SEPARATION TO CONFIRM TO O.B.C. TABLE 3.3.3-1
3. DOORS WITH TEMPERATURE RISE RATINGS (T.R.R.) INDICATING THAT THE DOOR HAS A MAXIMUM TEMPERATURE RISE OF 250°C WITHIN 30 MINUTES OF FIRE ON THE SIDE OPPOSITE THE DOOR, MUST BE IN DOORS TO EXIT STAIRS FROM THE PARKING GARAGE, DOORS LOCATED WITHIN FIRE WALLS, AND DOORS THAT ARE LOCATED WITHIN MEASURE-N VESTIBULES.
4. ALL FRAMES OF DOORS WITHIN CONCRETE OR CONCRETE BLOCK 2H FIRE SEPARATIONS AND FIRE WALLS ARE TO BE SEALED TO THE WALL WITH EITHER 2H MASONRY OR CONCRETE ONLY.
5. ALL THRESHOLDS TO BE ALUMINUM UNLESS OTHERWISE NOTED.
6. ALL INSULATED DOORS TO BE DOUBLE GLAZED.
7. SEE ELECTRICAL DRAWINGS AND SPECIFICATIONS FOR LOCATION OF MAGNETIC LOCKING DEVICES AND AUTOMATIC DOORS TO OPEN UPON ACTIVATION OF FIRE ALARM.
8. CONCERNING SECURITY REQUIREMENTS I.E. DOOR ENTRY) IS BY OTHERS.

LEGEND:

TYPE:		FINISHES & MATERIALS:		NOTES & REMARKS:	
AL	ALUMINUM	ANOD	CLEAR ANODIZED	AD	BARRIER FREE AUTOMATIC DOOR
FG	FROSTED GLASS	GALV	GALVANIZED	FIRE	POWER DOOR ACTIVATED BY ALARM
HC	HOLLOW CORE	GL	GLASS	TRL	TEMPERATURE RISE LABLE
HCAP	HANDICAPPED	FGL	FIRELITE GLASS	WS	WEATHER STRIPPING
HM	HOLLOW METAL	TG	TEMPERED GLASS	THK	THICKNESS
LV	LOUVER	GWG	GEORGIAN WIRED GLASS	CL	CLOSURE
LINK	CHAIN LINK	MDF	MEDIUM DENSITY FIBREBOARD	FLR	FLOOR
MAS	MASONITE	PLAM	PLASTIC LAMINATE	INSUL	INSULATED
MIR	MIRROR	PT	PAINTED	THSHD	THRESHOLD
MTL	METAL	STN	STAINED	AFF	ABOVE FINISHED FLOOR
SC	SOLID CORE	WV	WOOD VENEER	SV	SITE VERIFY
SSC	SEMI-SOLID CORE	VIN	VINYL	ID	REFER TO INTERIOR DESIGN DRAWINGS
OH	OVERHEAD	P	PLASTIC	CR	CARD READER
WD	WOOD	PBE	PRE FINISHED	ES	ELECTRIC STRIKE
STL	STEEL	MAR	MARBLE	ML	MAG LOCK
RB	RUBBER	X	PURCHASER SELECTED	SDU	SECURITY DEVICE REFER TO SECURITY DRAWINGS.
		IGU	INSULATED GLASS UNIT		

FRAME TYPES:

F1	HOLLOW METAL IN BLOCK OR CONCRETE/DRYWALL
F2	ALUMINUM
F3	WOOD IN SUITES SIZE VARIES TO PARTITION
F4	HOLLOW METAL THERMALLY BROKEN
F5	METAL - READY FRAME

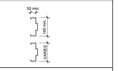

DOOR TYPES:

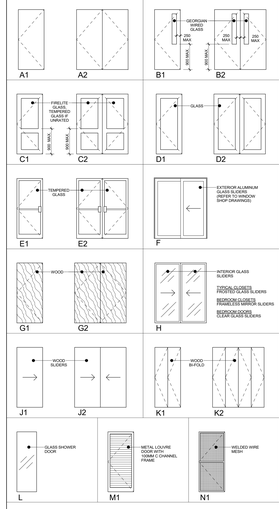

Contractor Must Check And Verify All Dimensions On The Job.

Do Not Scale The Drawings.

All Drawings, Specifications And Related Documents Are The Copyright Of The Architect And Must Be Returned Upon Request.

Reproduction Of Drawings, Specifications And Related Documents In Part Or Whole Is Prohibited Without The Architects Written Permission.

The Drawing Is Not To Be Used For Construction Until Signed By The Architect.

Date:

KIRKOR ARCHITECTS + PLANNERS
20 Martin Ross Avenue, Toronto, Ontario, M3J 2K8
TX1 (416) 665-0065, FX1 (416) 665-1234, www.kirkorarchitects.com

No.:	Revision	Date:

PROGRESS SET
July 11, 2016

No.:	Issued For	Date:
3.	Tender	Oct. 15, 2015
2.	Building Permit	June 12, 2015
1.	Waterfront Toronto Review	May 1, 2015

AQUAVISTA
AT BAYSIDE TORONTO

Drawing Title:
Door & Frame Schedule, General Notes & Parking Screen Elevations

Project:
Hines TRIDEL
AQUAVISTA
Block 3 - R3 & R4
263 Queens Quay East
Toronto, ON

Scale: 1 : 50
Drawn by: M.N. / E.V.
Checked by: C.A.
Project No.: 13148
Date: July 11, 2016
Drawing No.: A8-06

Plot Date: 7/7/2016 8:17:50 AM File Path: C:\Users\mnorris\Documents\Revit 2015 Working Files\13148PD3-Model-Building R3-R4_mnorris (X27).rvt