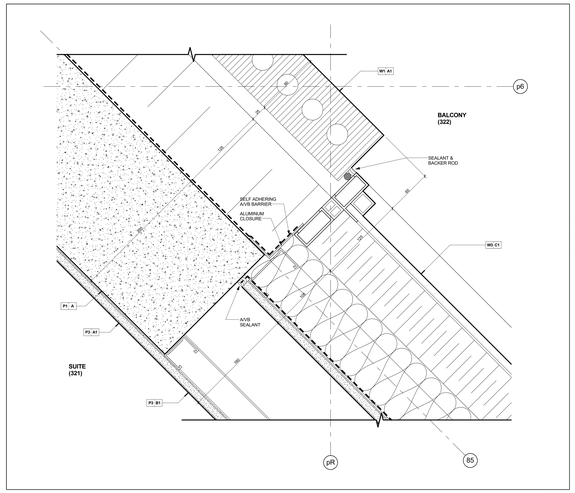

Enlarged Plan Detail @ Spandrel Glass Window Wall & Brick Veneer Wall on Struct. Conc. 14 A7-24
Scale: 1 : 2

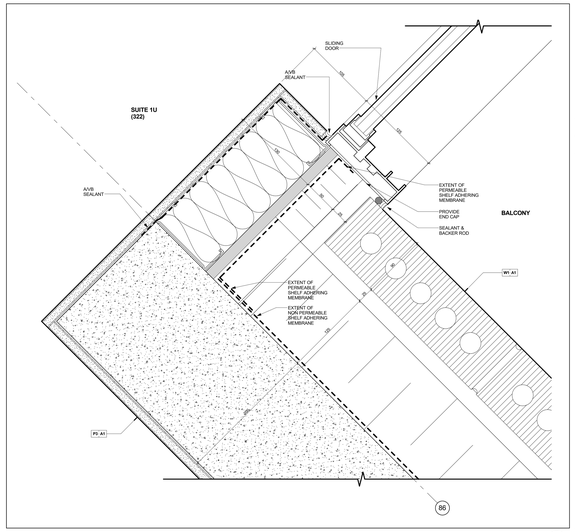

Enlarged Plan Detail @ Sliding Door Jamb @ Brick Veneer Wall 13 A7-24
Scale: 1 : 2

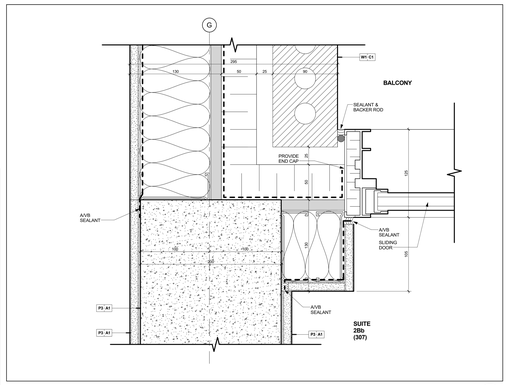

Enlarged Plan Detail @ Conc. Wall & Brick Veneer Wall 12 A7-24
Scale: 1 : 2

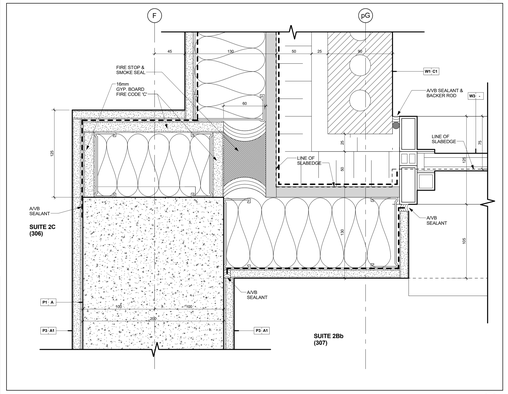

Enlarged Plan Detail @ Demising Wall (Conc.) @ Brick Veneer Wall 11 A7-24
Scale: 1 : 2

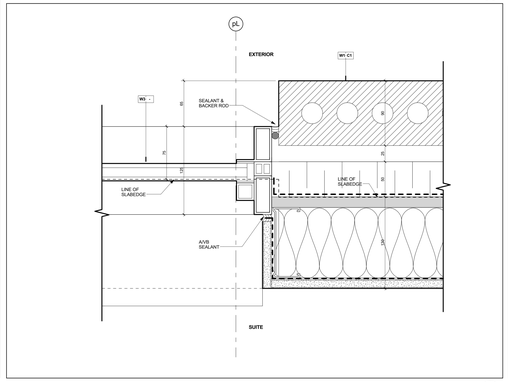

Typical Enlarged Plan Detail @ Window Jamb @ Brick Veneer Wall 10 A7-24
Scale: 1 : 2

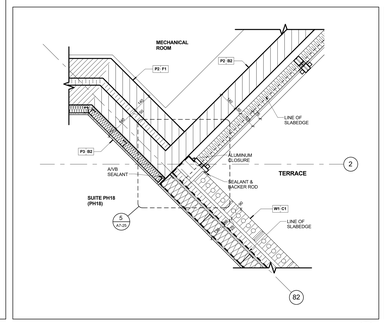

B/ Veneer Wall & Conc. Block Acoustic Wall @ Suite & Mech. Rm. @ Level 13 9 A7-24
Scale: 1 : 10

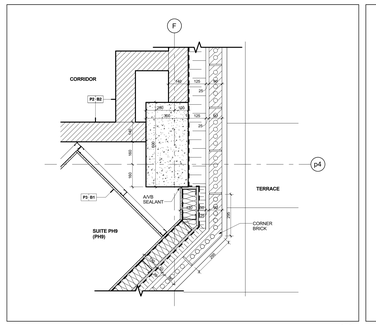

Brick Veneer Wall @ Vestibule & Suite @ Level 13 8 A7-24
Scale: 1 : 10

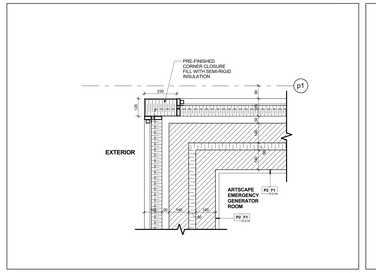

Window Wall & Conc. Block Acoustic Wall @ Generator Room @ Level 13 7 A7-24
Scale: 1 : 10

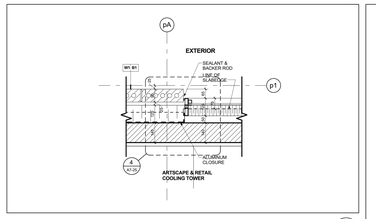

Brick Veneer Wall & Window Wall @ Retail Cooling Tower @ Level 13 6 A7-24
Scale: 1 : 10

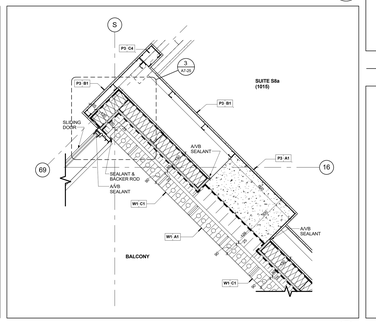

Brick Veneer Wall @ BBQ Machine @ Balcony @ Level 10 5 A7-24
Scale: 1 : 10

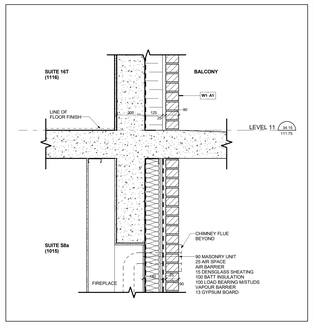

Sec. Thru B/ Veneer Wall @ Fireplace (SEC AA) @ Level 10 4 A7-24
Scale: 1 : 10

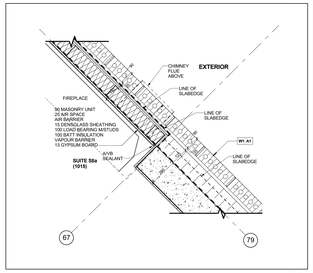

Brick Veneer Wall @ Fireplace @ level 10 3 A7-24
Scale: 1 : 10

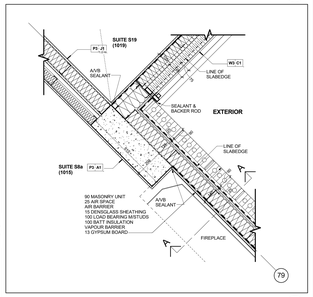

Brick Veneer Wall @ Fireplace @ Level 10 2 A7-24
Scale: 1 : 10

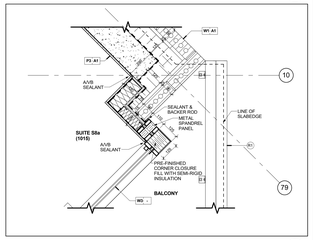

Brick Veneer Wall & Window Wall @ Balcony @ Level 10 1 A7-24
Scale: 1 : 10

Contractor Must Check And Verify All Dimensions On The Job.

Do Not Scale The Drawings.

All Drawings, Specifications And Related Documents Are The Copyright Of The Architect And Must Be Returned Upon Request.

Reproduction Of Drawings, Specifications And Related Documents In Part Or Whole Is Forbidden Without The Architects Written Permission.

The Drawing Is Not To Be Used For Construction Until Signed By The Architect.

Date:

KIRKOR ARCHITECTS + PLANNERS
20 Martin Ross Avenue, Toronto, Ontario, M3J 2K8
TAT.0.665.6565, FAT.0.665.1234, www.kirkorarchitects.com

No.:	Revision	Date

PROGRESS SET
July 11, 2016

No.	Issued For	Date
2.	Roofing Tender	Feb. 8, 2016
1.	Tender	Oct. 15, 2015

AQUAVISTA
AT BAYSIDE TORONTO

Drawing Title
Plan Details

Project
Hines TRIDEL
AQUAVISTA
Block 3 - R3 & R4
263 Queens Quay East
Toronto, ON

Scale	As indicated
Drawn by	S.D.
Checked by	C.A.
Project No.	13148
Date	July 11, 2016
Drawing No.	A7-24