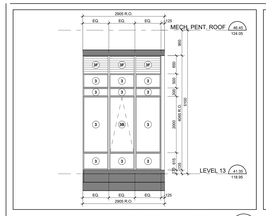

West Elevation - Part 1 40 A4-25
Scale: 1 : 50

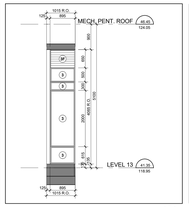

Interior East Elevation - Part 15 39 A4-25
Scale: 1 : 50

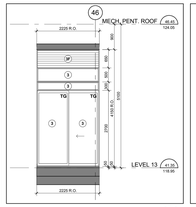

Interior East Elevation - Part 14 38 A4-25
Scale: 1 : 50

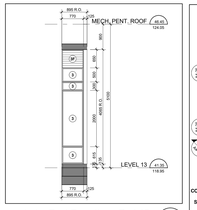

Interior East Elevation - Part 13 37 A4-25
Scale: 1 : 50

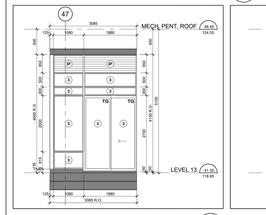

Interior East Elevation - Part 12 36 A4-25
Scale: 1 : 50

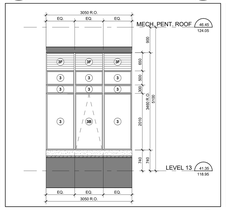

Interior East Elevation - Part 11 35 A4-25
Scale: 1 : 50

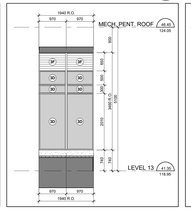

Interior East Elevation - Part 10 34 A4-25
Scale: 1 : 50

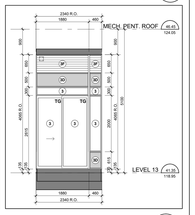

Interior East Elevation - Part 9 33 A4-25
Scale: 1 : 50

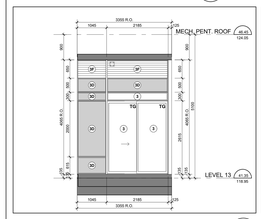

Interior East Elevation - Part 8 32 A4-25
Scale: 1 : 50

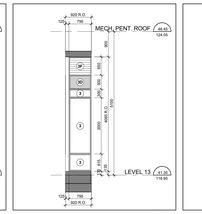

Interior East - Part 7 31 A4-25
Scale: 1 : 50

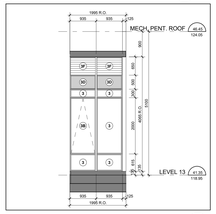

Interior East Elevation - Part 6 30 A4-25
Scale: 1 : 50

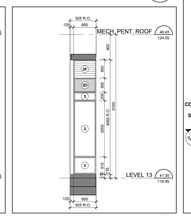

Interior East - Part 5 29 A4-25
Scale: 1 : 50

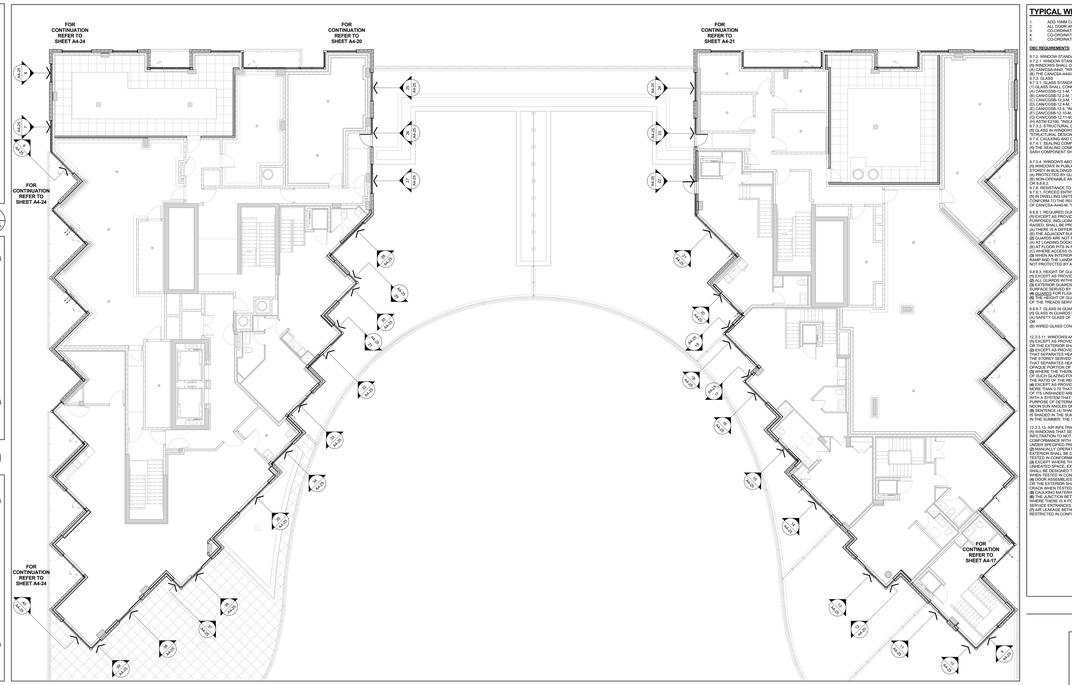

Window Schedule Partial Floor Plan - Level 13 5 A4-25
Scale: 1 : 100

TYPICAL WINDOW SCHEDULE NOTES:

1. ADD 10MM CAULKING ALLOWANCE ON ONE OR BOTH SIDES OF WINDOW OPENING.
2. CO-ORDINATE WITH ELEVATOR SHAFT WALL FOR ROUGH OPENING.
3. CO-ORDINATE LOUVER LOCATIONS WITH MECHANICAL DRAWINGS.
4. CO-ORDINATE WITH STRUCTURAL FOR ROUGH OPENING SIZES.
5. CO-ORDINATE BALCONY FIXTURES ELECTRICAL OUTLETS WITH ELECTRICAL DRAWINGS.

OBJREQUIREMENTS

9.7.2. WINDOW STANDARDS
9.7.2.1. WINDOW STANDARD
(1) WINDOWS SHALL CONFORM TO,
(a) CAN/CSA-A440 "WINDOWS",
(b) THE CAN/CSA-A440.1, "USER SELECTION GUIDE TO CSA STANDARD CAN/CSA-A440.02 WINDOWS",
9.7.3. GLASS
9.7.3.1. GLAZING STANDARDS
(1) GLASS SHALL CONFORM TO,
(a) CAN/CGSB-12.1-M, "TEMPERED",
(b) CAN/CGSB-12.2-M, "FLAT, CLEAR SHEET GLASS"
(c) CAN/CGSB-12.3-M, "FLOAT GLASS"
(d) CAN/CGSB-12.4-M, "HEAT-ABSORBING GLASS",
(E) CAN/CGSB-12.5, "INSULATING GLASS UNITS",
(f) CAN/CGSB-12.8-M, "WIRED GLASS, FLAT, REFLECTING",
(G) CAN/CGSB-12.11-M, "WIRED SAFETY GLASS", OR
(H) ASTM E2190, "INSULATING GLASS UNIT PERFORMANCE AND EVALUATION"
(2) GLASS IN WINDOWS SHALL BE SEALED.
(3) GLASS IN WINDOWS, SLOPED GLAZING AND SKYLIGHTS SHALL BE DESIGNED IN CONFORMANCE WITH CAN/CSA-S136-12.20-M, "STRUCTURAL DESIGN OF GLASS FOR BUILDINGS".
9.7.4. WINDOW SEALING MATERIALS
9.7.4.1. SEALING COMPOUND
(1) THE SEALING COMPOUND USED TO SEAL THE GLASS COMPONENT OF A FACTORY-SEALED DOUBLE-GLAZED UNIT TO THE SASH COMPONENT SHALL BE COMPATIBLE WITH THE MATERIAL USED TO EDGE SEAL THE GLASS COMPONENT.

9.7.5.4. WINDOWS ABOVE THE SECOND STOREY
(1) WINDOWS ABOVE THE SECOND STOREY, WHICH ARE LESS THAN 1.000 MM FROM THE FLOOR AND ARE LOCATED ABOVE THE SECOND STOREY IN BUILDINGS OF RESIDENTIAL OCCUPANCY SHALL NOT BE,
(a) OPENABLE, UNLESS THEY ARE DESIGNED IN CONFORMANCE WITH SENTENCE 9.8.8.1. OR
(b) NON-OPENABLE AND DESIGNED TO WITHSTAND THE LATERAL DESIGN LOADS FOR GUARDS AS PROVIDED IN ARTICLES 4.1.5.15. AND 4.1.5.16.
9.7.6. RESISTANCE TO FORCED ENTRY
9.7.6.1. FORCED ENTRY THROUGH WINDOWS
(1) EXCEPT AS PROVIDED IN SENTENCE (2) WINDOWS OF WHICH IS LOCATED WITHIN 2.000 MM OF ADJACENT GROUND LEVEL, SHALL CONFORM TO THE REQUIREMENTS FOR RESISTANCE TO FORCED ENTRY AS DESCRIBED IN CLAUSE 10.13. OF CAN/CSA-A440.00, "WINDOWS"

9.8.5.1. REQUIRED GUARDS
(1) EXCEPT AS PERMITTED IN SENTENCES (2) AND (3), EVERY SURFACE TO WHICH ACCESS IS PROVIDED FOR OTHER THAN MAINTENANCE PURPOSES, INCLUDING BUT NOT LIMITED TO FLIGHTS OF STEPS AND RAMPS, EXTERIOR LANDINGS, PORCHES, BALCONIES, GALLERIES AND RAMPS, SHALL BE GUARDED IF THE DROP TO THE LEVEL BELOW IS MORE THAN 600 MM BETWEEN THE WALKING SURFACE AND THE ADJACENT SURFACE, OR
(b) THERE IS A DIFFERENCE IN ELEVATION OF MORE THAN 600 MM BETWEEN THE WALKING SURFACE AND THE ADJACENT SURFACE, OR
(b) THE ADJACENT SURFACE WITHIN 1.2 M FROM THE WALKING SURFACE HAS A SLOPE OF MORE THAN 1 IN 2.
(3) GUARDS SHALL BE DESIGNED,
(A) AT LOADING DOCKS,
(B) AT FLOOR PITS IN REPAIR GARAGES, OR
(C) AT PLATFORMS OR PITS FOR MAINTENANCE PURPOSES ONLY.
(5) WHEN AN INTERIOR STAIR HAS MORE THAN 2 RISERS OR AN INTERIOR RAMP RISES MORE THAN 600 MM, THE SIDES OF THE STAIR OR RAMP AND THE LANDING OR FLOOR LEVEL AROUND THE STAIRWELL OR RAMP SHALL BE PROTECTED BY A GUARD ON EACH SIDE THAT IS 1.000 MM HIGH.

9.8.8.1. HEIGHT OF GUARDS
(1) EXCEPT AS PROVIDED IN SENTENCES (2) TO (4), ALL GUARDS SHALL BE NOT LESS THAN 1.070 MM HIGH.
(2) EXCEPT AS PERMITTED IN SENTENCE (3), ALL GUARDS SHALL BE NOT LESS THAN 900 MM HIGH WHERE THE WALKING SURFACE DERIVED BY THE GUARD IS NOT MORE THAN 1.800 MM ABOVE THE FINISHED GROUND LEVEL.
(3) EXCEPT AS PERMITTED IN SENTENCE (4), GUARDS IN DWELLING UNITS SHALL BE NOT LESS THAN 900 MM HIGH.
(4) THE HEIGHT OF GUARDS FOR FLIGHTS OF STEPS SHALL BE MEASURED VERTICALLY FROM A LINE DRAWN THROUGH THE LEADING EDGE OF THE TREADS SERVED BY THE GUARD.

9.8.8.2. GUARD FACTORS
(1) GLASS IN GUARDS SHALL BE,
(a) SAFETY GLASS OF THE LAMINATED OR TEMPERED TYPE CONFORMING TO CAN/CGSB-12.1-M, "TEMPERED OR LAMINATED SAFETY GLASS", OR
(B) WIRED GLASS CONFORMING TO CAN/CGSB-12.11-M, "WIRED SAFETY GLASS".

12.3.1.11. WINDOWS AND GLAZING
(10) EXCEPT AS PROVIDED IN SENTENCES (2) AND (3), WINDOWS AND ALL GLAZING THAT SEPARATES HEATED SPACE FROM UNHEATED SPACE OR THE EXTERIOR SHALL CONFORM TO ARTICLES 12.3.2.8. AND 12.3.2.9.
(11) EXCEPT AS PERMITTED IN SENTENCE (12), ALL WINDOWS AND ALL GLAZING, INCLUDING GLAZING FOR DOORS AND SKYLIGHTS THAT SEPARATES HEATED SPACE FROM UNHEATED SPACE OR THE EXTERIOR SHALL NOT EXCEED 20 PER CENT OF THE FLOOR AREA OF THE STOREY SERVED BY THE GLAZED AREAS AND SHALL NOT EXCEED 40 PER CENT OF THE TOTAL AREA OF THE WALLS OF THAT STOREY THAT SEPARATES HEATED SPACE FROM UNHEATED SPACE OR THE EXTERIOR, WHERE THE AREA OF THE WALL IS CALCULATED AS THE OPAQUE PORTION OF THE WALL IS CALCULATED AS ITS PROJECTED AREA ON A VERTICAL PLANE.
(12) WHERE THE THERMAL RESISTANCE OF GLAZING IS DIFFERENT FROM THAT REQUIRED IN SENTENCE (1) AND ARTICLE 12.3.1.10., THE AREA OF GLAZING MAY BE INCREASED OVER THE AREA PERMITTED IN SENTENCE (11) BY AN AMOUNT EQUAL TO THE AREA OF GLAZING MULTIPLIED BY THE RATIO OF THE REQUIRED THERMAL RESISTANCE DIVIDED BY THE ACTUAL THERMAL RESISTANCE OF THE GLAZING.
(13) EXCEPT AS PERMITTED IN SENTENCE (14), THE AREA OF GLAZING THAT SEPARATES HEATED SPACE FROM UNHEATED SPACE OR EXTERIOR OF MORE THAN 2.5 TO THAT IS UNSHADED IN THE WINTER AND FACES A DIRECTION WITHIN 45° OF DUE SOUTH MAY BE ASSUMED TO BE 50 PERCENT SHADED IF THE GLAZING IS SHADED BY OPAQUE OVERHANGS OR BY OPAQUE VERTICAL PROJECTIONS ON EACH SIDE OF THE GLAZING OR WITH A SYSTEM THAT IS CAPABLE OF DISTRIBUTING THE SOLAR HEAT GAIN FROM SUCH GLAZED AREAS THROUGHOUT THE BUILDING FOR THE PURPOSE OF DETERMINING WHETHER OR NOT THE GLAZING IS SHADED IN THE WINTER, THE SHADING SHALL BE CALCULATED USING THE SHADING COEFFICIENT OF THE GLAZING.
(14) SENTENCE (13) SHALL NOT APPLY WHERE THE BUILDING IS DESIGNED TO BE COOLED UNLESS THE GLAZING DESCRIBED IN SENTENCE (13) IS SHADED IN THE SUMMER WITH EXTERIOR DEVICES. FOR THE PURPOSE OF DETERMINING WHETHER OR NOT THE GLAZING IS SHADED IN THE SUMMER, SHADING SHALL BE CALCULATED USING THE NON-SUN-HOLES OF JUNE 21.

12.3.2.8. AIR-TIGHTNESS
(1) EXCEPT THAT SEPARATE HEATED SPACE FROM UNHEATED SPACE OR THE EXTERIOR SHALL BE DESIGNED TO LIMIT THE RATE OF AIR LEAKAGE THROUGH EXTERIOR WINDOWS, CURTAIN WALLS, AND DOORS WHEN TESTED IN CONFORMANCE WITH ASTM E283, "DETERMINING THE RATE OF AIR LEAKAGE THROUGH EXTERIOR WINDOWS, CURTAIN WALLS, AND DOORS UNDER SPECIFIED PRESSURE DIFFERENCES ACROSS THE SPECIMEN".
(2) EXCEPT THAT SEPARATE HEATED SPACE FROM UNHEATED SPACE OR THE EXTERIOR SHALL BE DESIGNED TO LIMIT AIR INFILTRATION TO NOT MORE THAN 2.0 L/S FOR EACH SQUARE METRE OF DOOR AREA WHEN TESTED IN CONFORMANCE WITH SENTENCE (1).
(3) EXCEPT THAT SEPARATE HEATED SPACE FROM UNHEATED SPACE OR THE EXTERIOR SHALL BE DESIGNED TO LIMIT THE RATE OF AIR INFILTRATION TO NOT MORE THAN 0.5 L/S FOR EACH SQUARE METRE OF DOOR AREA WHEN TESTED IN CONFORMANCE WITH SENTENCE (1).
(4) EXCEPT THAT SEPARATE HEATED SPACE FROM UNHEATED SPACE OR THE EXTERIOR SHALL BE DESIGNED TO LIMIT THE RATE OF AIR INFILTRATION TO NOT MORE THAN 0.5 L/S FOR EACH SQUARE METRE OF DOOR AREA WHEN TESTED IN CONFORMANCE WITH SENTENCE (1).
(5) EXCEPT THAT SEPARATE HEATED SPACE FROM UNHEATED SPACE OR THE EXTERIOR SHALL BE DESIGNED TO LIMIT THE RATE OF AIR INFILTRATION TO NOT MORE THAN 1.0 L/S FOR EACH SQUARE METRE OF DOOR AREA WHEN TESTED IN CONFORMANCE WITH SENTENCE (1).
(6) GLAZING MATERIAL TO REDUCE AIR INFILTRATION SHALL CONFORM TO THE REQUIREMENTS IN SUBSECTION 9.27.4.
(7) EXTERIOR WINDOWS, CURTAIN WALLS, AND DOORS SHALL BE INSTALLED SO AS TO PROVIDE A SEAL TO LIMIT AIR LEAKAGE (OTHER LOCATION WHERE THERE IS A POSSIBILITY OF AIR LEAKAGE INTO HEATED SPACES IN A BUILDING THROUGH THE EXTERIOR WALLS, SUCH AS AT UTILITY PENETRATIONS, SHALL BE SEALED TO LIMIT THE RATE OF AIR LEAKAGE TO NOT MORE THAN 0.5 L/S.
(8) AIR LEAKAGE BETWEEN HEATED SPACE AND ADJACENT ROOF OR ATTIC SPACE CAUSED BY THE PENETRATION OF SERVICES SHALL BE RESTRICTED IN CONFORMANCE WITH THE REQUIREMENTS OF SUBSECTION 9.25.3.

Typical Window Schedule Notes 4 A4-25
NTS

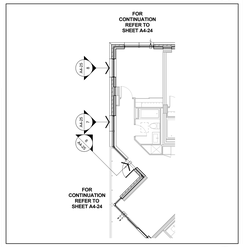

Window Schedule Partial Floor Plan - Level 12 3 A4-25
Scale: 1 : 100

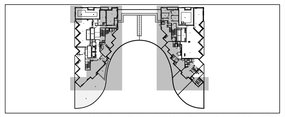

Window Schedule Key Plan - Level 13 2 A4-25
NTS

WINDOW SCHEDULE LEGEND

13148 - AQUAVISTA
UPDATED: FEBRUARY 16, 2016

3 — **PREFINISHED ALUMINUM WINDOW WALL - VISION PANEL**
ALUM. COLOUR: EXTERIOR - PPG UC7610-4F DURAMAR GREY VELVET; INTERIOR - 4 USB DURACRON WHITE
GLASS TYPE: CLEAR INNER & OUTER LITE, GUARDIAN SUNGUARD - SUPERNEUTRAL SN54 ON SURFACE 2

3A — **PREFINISHED ALUMINUM WINDOW WALL - VISION PANEL FRIT PATTERN**
ALUM. COLOUR: EXTERIOR - PPG UC7610-4F DURAMAR GREY VELVET; INTERIOR - 4 USB DURACRON WHITE
GLASS TYPE: CLEAR INNER & OUTER LITE, GUARDIAN SUNGUARD - SUPERNEUTRAL SN54 ON SURFACE 2; WHITE FRIT 6MM DIAMETER DOTS IN 10CM SQUARE PATTERN ON SURFACE 2

3B — **PREFINISHED ALUMINUM WINDOW WALL - OPERABLE AWNING**
ALUM. COLOUR: EXTERIOR - PPG UC7610-4F DURAMAR GREY VELVET; INTERIOR - 4 USB DURACRON WHITE
GLASS TYPE: CLEAR INNER & OUTER LITE, GUARDIAN SUNGUARD - SUPERNEUTRAL SN54 ON SURFACE 2

3C — **PREFINISHED ALUMINUM WINDOW WALL - OPERABLE AWNING FRIT PATTERN**
ALUM. COLOUR: EXTERIOR - PPG UC7610-4F DURAMAR GREY VELVET; INTERIOR - 4 USB DURACRON WHITE
GLASS TYPE: CLEAR INNER & OUTER LITE, GUARDIAN SUNGUARD - SUPERNEUTRAL SN54 ON SURFACE 2; WHITE FRIT 6MM DIAMETER DOTS IN 10CM SQUARE PATTERN ON SURFACE 2

3D — **PREFINISHED ALUMINUM WINDOW WALL - GLASS SPANDREL PANEL**
ALUM. COLOUR: EXTERIOR - PPG UC7610-4F DURAMAR GREY VELVET; INTERIOR - 4 USB DURACRON WHITE
GLASS TYPE: CLEAR FLOAT
COLOUR: SOLID FRIT VIRACON SUBDUED GRAY V903 ON SURFACE 2

3E — **PREFINISHED ALUMINUM WINDOW WALL - METAL SPANDREL PANEL**
ALUM. COLOUR: EXTERIOR - PPG UC7610-4F DURAMAR GREY VELVET; INTERIOR - 4 USB DURACRON WHITE
METAL PANEL: PPG UC7610-4F DURAMAR GREY VELVET

3F — **PREFINISHED ALUMINUM WINDOW WALL - METAL LOUVER**
ALUM. COLOUR: EXTERIOR - PPG UC7610-4F DURAMAR GREY VELVET; INTERIOR - 4 USB DURACRON WHITE
METAL LOUVER: PPG UC7610-4F DURAMAR GREY VELVET

3G1 — **PREFINISHED ALUMINUM WINDOW WALL - METAL SLAB COVER - PROFILE 40x520mm**
ALUM. COLOUR: EXTERIOR - PPG UC7610-4F DURAMAR GREY VELVET; INTERIOR - 4 USB DURACRON WHITE
SLAB COVER: PPG UC1067SSL DURAMAR XL STEEL SILVER CITY

3G2 — **PREFINISHED ALUMINUM WINDOW WALL - METAL SLAB COVER - PROFILE 105x420mm**
ALUM. COLOUR: EXTERIOR - PPG UC7610-4F DURAMAR GREY VELVET; INTERIOR - 4 USB DURACRON WHITE
SLAB COVER: PPG UC1067SSL DURAMAR XL STEEL SILVER CITY

3G3 — **PREFINISHED ALUMINUM WINDOW WALL - METAL SLAB COVER - PROFILE 220x420mm**
ALUM. COLOUR: EXTERIOR - PPG UC7610-4F DURAMAR GREY VELVET; INTERIOR - 4 USB DURACRON WHITE
SLAB COVER: PPG UC1067SSL DURAMAR XL STEEL SILVER CITY

3H — **PREFINISHED ALUMINUM WINDOW WALL - OPERABLE WINDOW - VISION PANEL**
ALUM. COLOUR: EXTERIOR - PPG UC7610-4F DURAMAR GREY VELVET; INTERIOR - 4 USB DURACRON WHITE
GLASS TYPE: CLEAR INNER & OUTER LITE, GUARDIAN SUNGUARD - SUPERNEUTRAL SN54 ON SURFACE 2

3J — **PREFINISHED ALUMINUM WINDOW WALL - OPERABLE WINDOW - GLASS SPANDREL PANEL**
ALUM. COLOUR: EXTERIOR - PPG UC7610-4F DURAMAR GREY VELVET; INTERIOR - 4 USB DURACRON WHITE
GLASS TYPE: CLEAR FLOAT
COLOUR: SOLID FRIT VIRACON SUBDUED GRAY V903 ON SURFACE 2

3K — **PREFINISHED ALUMINUM WINDOW WALL - OPERABLE WINDOW - METAL LOUVER**
ALUM. COLOUR: EXTERIOR - PPG UC7610-4F DURAMAR GREY VELVET; INTERIOR - 4 USB DURACRON WHITE
METAL LOUVER: PPG UC7610-4F DURAMAR GREY VELVET

4 — **PREFINISHED STOREFRONT CURTAINWALL - VISION PANEL (GROUND FLOOR)**
ALUM. COLOUR: EXTERIOR - PPG UC7610-4F DURAMAR GREY VELVET; INTERIOR - 4 USB DURACRON WHITE
GLASS TYPE: CLEAR INNER & OUTER LITE, GUARDIAN SUNGUARD - SUPERNEUTRAL SN68 ON SURFACE 2

4A — **PREFINISHED STOREFRONT CURTAINWALL - VISION PANEL FRIT PATTERN (GROUND FLOOR)**
ALUM. COLOUR: EXTERIOR - PPG UC7610-4F DURAMAR GREY VELVET; INTERIOR - 4 USB DURACRON WHITE
GLASS TYPE: CLEAR INNER & OUTER LITE, GUARDIAN SUNGUARD - SUPERNEUTRAL SN68 ON SURFACE 2; WHITE FRIT 6MM DIAMETER DOTS IN 10CM SQUARE PATTERN ON SURFACE 2

4B — **PREFINISHED STOREFRONT CURTAINWALL - SHADOW BOX (GROUND FLOOR)**
ALUM. COLOUR: EXTERIOR - PPG UC7610-4F DURAMAR GREY VELVET; INTERIOR - PPG UC7610-4F DURAMAR GREY VELVET
GLASS TYPE: CLEAR INNER & OUTER LITE, GUARDIAN SUNGUARD - SUPERNEUTRAL SN68 ON SURFACE 2
COLOUR: WHITE COLOUR PAINT ON ALUMINUM PAN BEHIND SURFACE 3

4C — **PREFINISHED STOREFRONT CURTAINWALL - GLASS SPANDREL PANEL (GROUND FLOOR)**
ALUM. COLOUR: EXTERIOR - PPG UC7610-4F DURAMAR GREY VELVET; INTERIOR - PPG UC7610-4F DURAMAR GREY VELVET
GLASS TYPE: CLEAR INNER & OUTER LITE, GUARDIAN SUNGUARD - SUPERNEUTRAL SN68 ON SURFACE 2
COLOUR: SOLID FRIT GREY VELVET ON SURFACE 3

4D — **PREFINISHED STOREFRONT CURTAINWALL - METAL LOUVER (GROUND FLOOR)**
ALUM. COLOUR: EXTERIOR - PPG UC7610-4F DURAMAR GREY VELVET; INTERIOR - PPG UC7610-4F DURAMAR GREY VELVET
METAL LOUVER: PPG UC7610-4F DURAMAR GREY VELVET

4E — **PREFINISHED STOREFRONT CURTAINWALL - METAL SPANDREL PANEL (GROUND FLOOR)**
ALUM. COLOUR: EXTERIOR - PPG UC7610-4F DURAMAR GREY VELVET; INTERIOR - PPG UC7610-4F DURAMAR GREY VELVET
METAL PANEL: PPG UC7610-4F DURAMAR GREY VELVET

4F — **PREFINISHED STOREFRONT CURTAINWALL - VISION PANEL FRIT PATTERN (GROUND FLOOR)**
ALUM. COLOUR: EXTERIOR - PPG UC7610-4F DURAMAR GREY VELVET; INTERIOR - PPG UC7610-4F DURAMAR GREY VELVET
GLASS TYPE: CLEAR INNER & OUTER LITE, GUARDIAN SUNGUARD - SUPERNEUTRAL SN68 ON SURFACE 3; GREY VELVET HORIZONTAL FRIT PATTERN ON SURFACE 2

LEGEND

BBQ	BBQ GAS CONNECTION - REFER TO MECHANICAL DRAWINGS
NFHB	NON FREEZE HOSE BIBB - REFER TO MECHANICAL DRAWINGS
WOR	WEATHERPROOF DUPLEX RECEPTACLE - REFER TO ELECTRICAL DRAWINGS
LF	LIGHT FIXTURE - REFER TO ELECTRICAL DRAWINGS
TG	TEMPERED GLASS

Window Schedule Legend 1 A4-25
NTS

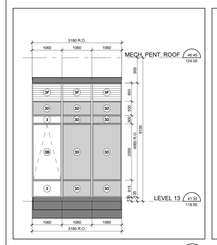

Interior East Elevation - Part 4 28 A4-25
Scale: 1 : 50

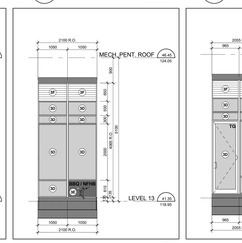

Interior East Elevation - Part 3 27 A4-25
Scale: 1 : 50

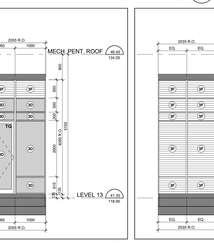

Interior East Elevation - Part 2 26 A4-25
Scale: 1 : 50

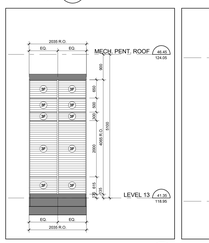

Interior East Elevation - Part 1 25 A4-25
Scale: 1 : 50

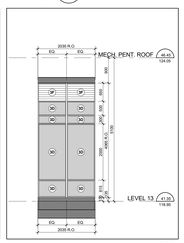

Interior West Elevation - Part 15 24 A4-25
Scale: 1 : 50

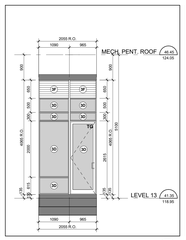

Interior West Elevation - Part 14 23 A4-25
Scale: 1 : 50

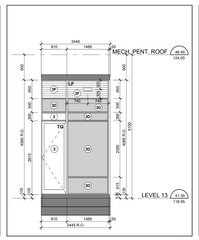

Interior West Elevation - Part 13 22 A4-25
Scale: 1 : 50

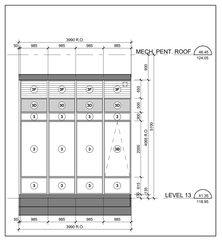

Interior West Elevation - Part 12 21 A4-25
Scale: 1 : 50

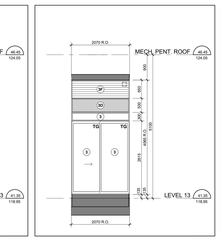

Interior West Elevation - Part 11 20 A4-25
Scale: 1 : 50

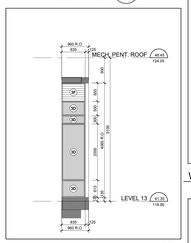

Interior West Elevation - Part 10 19 A4-25
Scale: 1 : 50

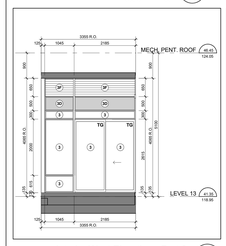

Interior West Elevation - Part 9 18 A4-25
Scale: 1 : 50

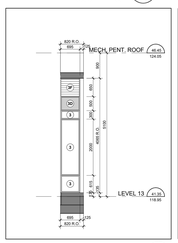

Interior West Elevation - Part 8 17 A4-25
Scale: 1 : 50

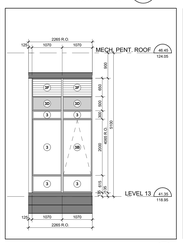

Interior West Elevation - Part 7 16 A4-25
Scale: 1 : 50

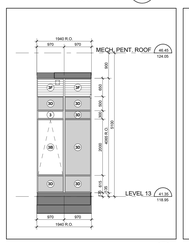

Interior West Elevation - Part 6 15 A4-25
Scale: 1 : 50

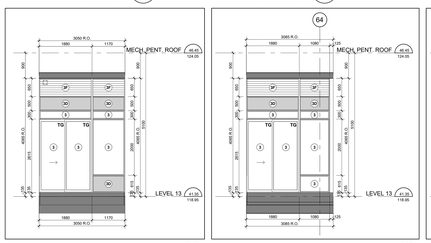

Interior West Elevation - Part 5 14 A4-25
Scale: 1 : 50

Interior West Elevation - Part 4 13 A4-25
Scale: 1 : 50

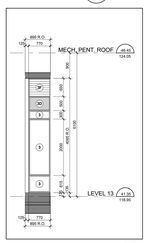

Interior West - Part 3 12 A4-25
Scale: 1 : 50

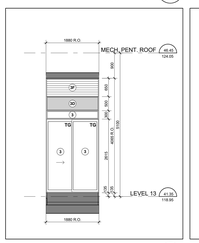

Interior West Elevation - Part 2 11 A4-25
Scale: 1 : 50

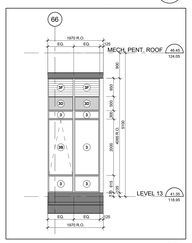

Interior West Elevation - Part 1 10 A4-25
Scale: 1 : 50

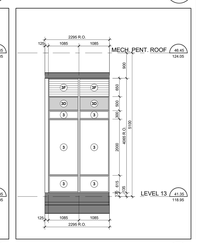

East Elevation - Part 1 9 A4-25
Scale: 1 : 50

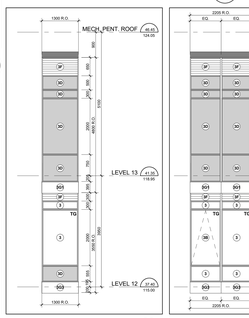

West Elevation - Part 3 8 A4-25
Scale: 1 : 50

West Elevation - Part 2 7 A4-25
Scale: 1 : 50

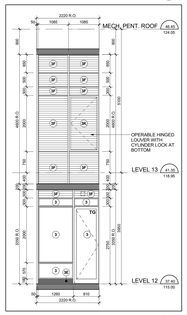

West Elevation - Part 1 6 A4-25
Scale: 1 : 50

Contractor Must Check And Verify All Dimensions On The Job.
Do Not Scale The Drawings.
All Drawings, Specifications And Related Documents Are The Copyright Of The Architect And Must Be Returned Upon Request.
Reproduction Of Drawings, Specifications And Related Documents In Part Or Whole Is Prohibited Without The Architects Written Permission.
The Drawing Is Not To Be Used For Construction Until Signed By The Architect.
Date:

KIRKOR ARCHITECTS + PLANNERS
20 Martin Ross Avenue, Toronto, Ontario, M3J 2K8
Tel (416) 665-9365, Fx1 (416) 665-7334, www.kirkorarchitects.com

No.:	Revision	Date:

PROGRESS SET
July 11, 2016

S:	Tender	Oct. 15, 2015
No:	Issued For	Date

AQUAVISTA
AT BAYSIDE TORONTO

Drawing Title
Window Schedule - Level 12-13 - West, East, Interior West & Interior East Elevation

Project
Hines TRIDEL
AQUAVISTA
Block 3 - R3 & R4
263 Queens Quay East
Toronto, ON

Scale: As indicated
Drawn by: E.V. / M.N.
Checked by: C.A.
Project No.: 13148
Date: July 11, 2016
Drawing No.: A4-25

Plot Date: 7/7/2016 11:20:43 AM File Path: C:\Users\mnaeem\Documents\Revit 2015 Working Files\13-R3P2S-Model-Building R3-R4_mnaeem (5427).rvt