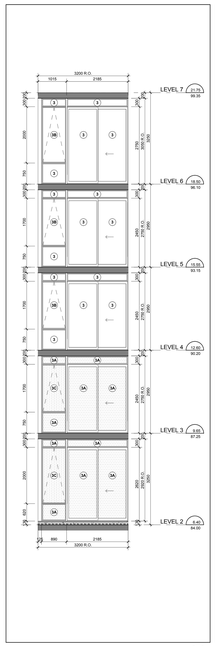

Interior East Elevation - Part 18 (19 / A4-12)
Scale: 1 : 50

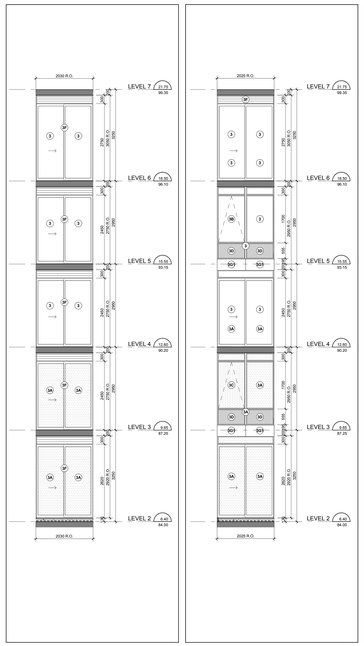

Interior East Elevation - Part 17 (18 / A4-12)
Scale: 1 : 50

Interior East Elevation - Part 16 (17 / A4-12)
Scale: 1 : 50

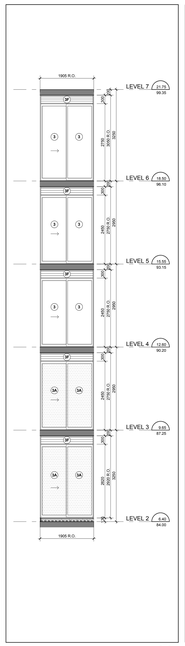

Interior East Elevation - Part 15 (16 / A4-12)
Scale: 1 : 50

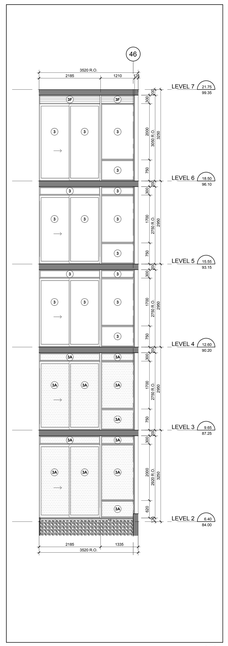

Interior East Elevation - Part 14 (15 / A4-12)
Scale: 1 : 50

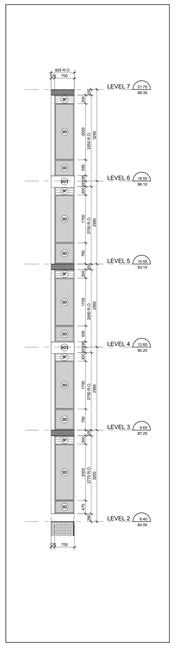

Interior East Elevation - Part 13 (14 / A4-12)
Scale: 1 : 50

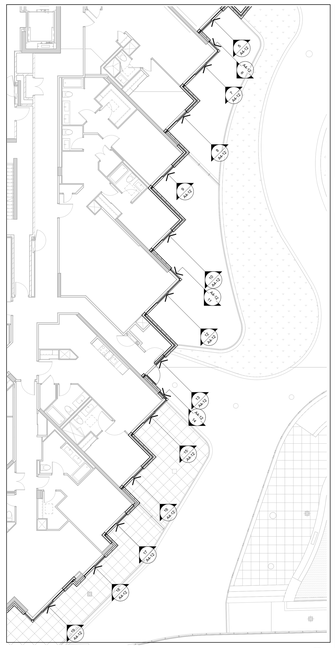

Window Schedule Partial Floor Plan - Level 2 (4 / A4-12)
Scale: 1 : 100

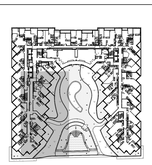

Window Schedule Key Plan - Level 2 (2 / A4-12)
NTS

WINDOW SCHEDULE LEGEND

13148 - AQUAVISTA
UPDATED: AUGUST 24, 2015

3 PREFINISHED ALUMINUM WINDOW WALL: VISION PANEL
ALUM. COLOUR: EXTERIOR - PPG UC752-14F DURANAR GREY VELVET
INTERIOR - PPG DURACRON K1088 WHITE
GLASS TYPE: CLEAR INNER & OUTER LITE, GUARDIAN SUNGUARD - SUPERNEUTRAL SN34 ON SURFACE 2

3A PREFINISHED ALUMINUM WINDOW WALL: VISION PANEL FRIT PATTERN
ALUM. COLOUR: EXTERIOR - PPG UC752-14F DURANAR GREY VELVET
INTERIOR - PPG DURACRON K1088 WHITE
GLASS TYPE: CLEAR INNER & OUTER LITE, GUARDIAN SUNGUARD - SUPERNEUTRAL SN34 ON SURFACE 2
WHITE FRIT 5MM DIAMETER DOTS IN 10CM SQUARE PATTERN ON SURFACE 3

3B PREFINISHED ALUMINUM WINDOW WALL: OPERABLE AWNING
ALUM. COLOUR: EXTERIOR - PPG UC752-14F DURANAR GREY VELVET
INTERIOR - PPG DURACRON K1088 WHITE
GLASS TYPE: CLEAR INNER & OUTER LITE, GUARDIAN SUNGUARD - SUPERNEUTRAL SN34 ON SURFACE 2

3C PREFINISHED ALUMINUM WINDOW WALL: OPERABLE AWNING FRIT PATTERN
ALUM. COLOUR: EXTERIOR - PPG UC752-14F DURANAR GREY VELVET
INTERIOR - PPG DURACRON K1088 WHITE
GLASS TYPE: CLEAR INNER & OUTER LITE, GUARDIAN SUNGUARD - SUPERNEUTRAL SN34 ON SURFACE 2
WHITE FRIT 5MM DIAMETER DOTS IN 10CM SQUARE PATTERN ON SURFACE 3

3D PREFINISHED ALUMINUM WINDOW WALL: GLASS SPANDREL PANEL
ALUM. COLOUR: EXTERIOR - PPG UC752-14F DURANAR GREY VELVET
INTERIOR - PPG DURACRON K1088 WHITE
GLASS TYPE: CLEAR PLUS
COLOUR: SOLID FRIT VIRACON SUBDUED GRAY V803 ON SURFACE 2

3E PREFINISHED ALUMINUM WINDOW WALL: METAL SPANDREL PANEL
ALUM. COLOUR: EXTERIOR - PPG UC752-14F DURANAR GREY VELVET
INTERIOR - PPG DURACRON K1088 WHITE
METAL PANEL: PPG UC752-14F DURANAR GREY VELVET

3F PREFINISHED ALUMINUM WINDOW WALL: METAL LOUVER
ALUM. COLOUR: EXTERIOR - PPG UC752-14F DURANAR GREY VELVET
INTERIOR - PPG DURACRON K1088 WHITE
METAL LOUVER: PPG UC752-14F DURANAR GREY VELVET

3G PREFINISHED ALUMINUM WINDOW WALL: METAL SLAB COVER
ALUM. COLOUR: EXTERIOR - PPG UC752-14F DURANAR GREY VELVET
INTERIOR - PPG DURACRON K1088 WHITE
SLAB COVER: PPG UC1007SSL DURANAR SL STEEL SILVER CITY

4 PREFINISHED STOREFRONT CURTAINWALL: VISION PANEL (GROUND FLOOR)
ALUM. COLOUR: EXTERIOR - PPG UC752-14F DURANAR GREY VELVET
INTERIOR - PPG UC752-14F DURANAR GREY VELVET
GLASS TYPE: CLEAR INNER & OUTER LITE

4A PREFINISHED STOREFRONT CURTAINWALL: VISION PANEL FRIT PATTERN (GROUND FLOOR)
ALUM. COLOUR: EXTERIOR - PPG UC752-14F DURANAR GREY VELVET
INTERIOR - PPG UC752-14F DURANAR GREY VELVET
GLASS TYPE: CLEAR INNER & OUTER LITE, GUARDIAN SUNGUARD - SUPERNEUTRAL SN34 ON SURFACE 2
WHITE FRIT 5MM DIAMETER DOTS IN 10CM SQUARE PATTERN ON SURFACE 3

4B PREFINISHED STOREFRONT CURTAINWALL: SHADOW BOX (GROUND FLOOR)
ALUM. COLOUR: EXTERIOR - PPG UC752-14F DURANAR GREY VELVET
INTERIOR - PPG UC752-14F DURANAR GREY VELVET
GLASS TYPE: CLEAR INNER & OUTER LITE, SOLID FRIT VIRACON SUBDUED GRAY ON SURFACE 4

4C PREFINISHED STOREFRONT CURTAINWALL: GLASS SPANDREL PANEL (GROUND FLOOR)
ALUM. COLOUR: EXTERIOR - PPG UC752-14F DURANAR GREY VELVET
INTERIOR - PPG UC752-14F DURANAR GREY VELVET
GLASS TYPE: CLEAR PLUS
COLOUR: SOLID FRIT 4MM GREY ON SURFACE 4

4D PREFINISHED STOREFRONT CURTAINWALL: METAL LOUVER (GROUND FLOOR)
ALUM. COLOUR: EXTERIOR - PPG UC752-14F DURANAR GREY VELVET
INTERIOR - PPG UC752-14F DURANAR GREY VELVET
METAL LOUVER: PPG UC752-14F DURANAR GREY VELVET

4E PREFINISHED STOREFRONT CURTAINWALL: METAL SPANDREL PANEL (GROUND FLOOR)
ALUM. COLOUR: EXTERIOR - PPG UC752-14F DURANAR GREY VELVET
INTERIOR - PPG UC752-14F DURANAR GREY VELVET
METAL PANEL: PPG UC752-14F DURANAR GREY VELVET

LEGEND

BBQ	BBQ GAS CONNECTION - REFER TO MECHANICAL DRAWINGS
NFHB	NON-FREEZE HOSE BIBB - REFER TO MECHANICAL DRAWINGS
WDR	WEATHERPROOF DUPLEX RECEPTACLE - REFER TO ELECTRICAL DRAWINGS
LF	LIGHT FIXTURE - REFER TO ELECTRICAL DRAWINGS
TG	TEMPERED GLASS

TYPICAL WINDOW SCHEDULE NOTES:

1. ADD 10MM CALKING ALLOWANCE ON ONE OR BOTH SIDES OF WINDOW OPENING.
2. ALL OUTER AND INNER FRAMES AS PER PLANS AND ELEVATIONS.
3. CO-ORDINATE LOUVER LOCATIONS WITH MECHANICAL DRAWINGS.
4. CO-ORDINATE ALL ELECTRICAL OUTLETS WITH ELECTRICAL REPORT.
5. CO-ORDINATE BALCONY/TERRACE ELECTRICAL OUTLETS WITH ELECTRICAL DRAWINGS.

OBC REQUIREMENTS:

9.7.2. WINDOW STANDARDS
9.7.2.1. GENERAL STANDARDS
(1) WINDOWS SHALL CONFORM TO:
(A) CAN/CSA-A440, "WINDOWS"; AND
(B) CAN/CSA-A440.2, "WINDOW SELECTION GUIDE TO CSA STANDARD CAN/CSA-A440.00 WINDOWS".
9.7.2.2. GLASS
9.7.2.3. GLAZING STANDARDS
(1) GLASS SHALL CONFORM TO:
(A) CAN/CGSB-12.1-M90, "SHEET GLASS OF LAMINATED SAFETY GLASS";
(B) CAN/CGSB-12.8-M, "FLAT, CLEAR SHEET GLASS";
(C) CAN/CGSB-12.3-M, "FLAT, CLEAR FLOAT GLASS";
(D) CAN/CGSB-12.4-M, "FLAT, TINTED FLOAT GLASS";
(E) CAN/CGSB-12.8, "INSULATING GLASS UNITS";
(F) CAN/CGSB-12.10-M, "GLASS, LIGHT AND HEAT-REFLECTING";
(G) CAN/CGSB-12.20-M90, "WIRED GLASS"; AND
(H) ASTM E1105, "INSULATING GLASS UNIT PERFORMANCE AND EVALUATION".
9.7.3.2. STRUCTURAL DESIGN OF GLASS
(1) THE STRUCTURAL DESIGN OF GLAZING AND SKYLIGHTS SHALL BE DESIGNED IN CONFORMANCE WITH CAN/CGSB-12.20-M, "STRUCTURAL DESIGN OF GLASS FOR BUILDINGS".
9.7.4.1. GENERAL
9.7.4.1. SEALING COMPOUND
(1) THE SEALING COMPOUND USED TO SEAL THE GLASS COMPONENT OF A FACTORY SEALED DOUBLE-GLAZED UNIT TO THE SASH COMPONENT SHALL BE COMPATIBLE WITH THE MATERIAL USED TO EDGE SEAL THE GLASS COMPONENT.

9.7.5.4. WINDOWS ABOVE THE SECOND STOREY
(1) WINDOWS IN PUBLIC AREAS THAT EXTEND TO LESS THAN 1.300 MM FROM THE FLOOR AND ARE LOCATED ABOVE THE SECOND STOREY IN BUILDINGS OF RESIDENTIAL OCCUPANCY SHALL BE:
(A) DESIGNED TO PREVENT THE PASSAGE OF A SPHERE 100 MM IN DIAMETER, OR;
(B) NON-OPENABLE AND DESIGNED TO WITHSTAND THE LATERAL DESIGN LOADS FOR GUARDS AS PROVIDED IN ARTICLES 4.1.5.15. OR 9.8.8.2.
9.7.6.1. RESISTANCE TO FORCED ENTRY
9.7.6.1. FORCED ENTRY THROUGH WINDOWS
(1) IN DWELLING UNITS, WINDOWS, ANY PART OF WHICH IS LOCATED WITHIN 2.000 MM OF ADJACENT GROUND LEVEL SHALL CONFORM TO THE REQUIREMENTS FOR RESISTANCE TO FORCED ENTRY AS DESCRIBED IN GLAZING 16.1.5. OF CAN/CSA-A440.4, "WINDOWS".

9.8.8.1. REQUIRED GUARDS
(1) EXCEPT AS PROVIDED IN SENTENCES (2) AND (3), EVERY SURFACE TO WHICH ACCESS IS PROVIDED FOR OTHER THAN MAINTENANCE PURPOSES, INCLUDING BUT NOT LIMITED TO FLIGHTS OF STEPS AND RAMPS, EXTERIOR LANDINGS, PORCHES, BALCONIES, GALLERIES AND RAISED, SHALL BE PROTECTED BY A GUARD ON EACH SIDE THAT IS NOT PROTECTED BY A WALL FOR THE LENGTH WHERE:
(A) THE ADJACENT SURFACE WITHIN 1.5 M FROM THE WALKING SURFACE HAS A SLOPE OF MORE THAN 1 IN 2, OR
(B) THE ADJACENT SURFACE WITHIN 1.5 M FROM THE WALKING SURFACE HAS A SLOPE OF MORE THAN 1 IN 3, AND
(C) THE DIFFERENCE IN ELEVATION BETWEEN THE WALKING SURFACE AND THE ADJACENT GROUND SURFACE, OR
(D) GUARDS ARE NOT REQUIRED:
(E) AT FLOOR PITS IN REPAIR GARAGES, OR
(F) AT FLOOR PITS IN BUILDINGS DEVOTED TO MAINTENANCE PURPOSES ONLY.
(G) WHEN AN INTERIOR STAIR HAS MORE THAN 2 RISERS ON AN INTERIOR RAMP RISES MORE THAN 400 MM, THE SIDES OF THE STAIR OR RAMP, EXCEPT FOR THE SIDE AT FLOOR LEVEL, AROUND THE STAIRWELL OR RAMP SHALL BE PROTECTED BY A GUARD ON EACH SIDE THAT IS NOT PROTECTED BY A WALL.

9.8.8.3. HEIGHT OF GUARDS
(1) EXCEPT AS PROVIDED IN SENTENCES (2) TO (4), ALL GUARDS SHALL BE NOT LESS THAN 1.070 MM HIGH.
(B) ALL GUARDS WITHIN DWELLING UNITS SHALL BE NOT LESS THAN 900 MM HIGH.
(C) EXCEPT AS PROVIDED IN SENTENCE (4), ALL GUARDS SHALL BE NOT LESS THAN 900 MM HIGH WHERE THE WALKING SURFACE SERVED BY THE GUARD IS NOT MORE THAN 1.800 MM ABOVE THE FINISHED GROUND LEVEL.
(4) GUARDS FOR FLIGHTS OF STEPS, EXCEPT IN REQUIRED EXIT STAIRS, SHALL BE NOT LESS THAN 900 MM HIGH.
(5) THE HEIGHT OF GUARDS FOR FLIGHTS OF STEPS SHALL BE MEASURED VERTICALLY FROM A LINE DRAWN THROUGH THE LEADING EDGE OF THE TREADS SERVED BY THE GUARD.
9.8.8.7. GLASS IN GUARDS
(1) GLASS IN GUARDS SHALL BE:
(A) SAFETY GLASS OF THE LAMINATED OR TEMPERED TYPE CONFORMING TO CAN/CGSB-12.1-M, "TEMPERED OR LAMINATED SAFETY GLASS"; OR
(B) WIRED GLASS CONFORMING TO CAN/CGSB-12.11-M, "WIRED SAFETY GLASS".

12.5.3.11. WINDOWS AND GLAZING
(1) EXCEPT AS PERMITTED IN SENTENCES (2) AND (3), WINDOWS AND ALL GLAZING THAT SEPARATES HEATED SPACE FROM UNHEATED SPACE OR THE EXTERIOR SHALL CONFORM TO ARTICLES 12.2.2.6. AND 12.2.2.7.
(2) EXCEPT AS PROVIDED IN SENTENCES (3) AND (4), THE TOTAL AREA OF GLAZING, INCLUDING GLAZING FOR DOORS AND SKY-LIGHTS, THAT SEPARATES HEATED SPACE FROM UNHEATED SPACE OR THE EXTERIOR SHALL BE NOT MORE THAN 2 % OF THE TOTAL AREA OF THE WALLS OF THAT STOREY THE VERTICAL DIMENSIONS OF THE GLAZED AREAS SHALL NOT EXCEED 80 PER CENT OF THE TOTAL AREA OF THE WALLS OF THAT STOREY
(3) EXCEPT AS PERMITTED IN SENTENCE (4), THE TOTAL AREA OF GLAZING, INCLUDING GLAZING FOR DOORS AND SKY-LIGHTS, THAT SEPARATES HEATED SPACE FROM UNHEATED SPACE OR THE EXTERIOR SHALL BE NOT MORE THAN 15 % OF THE TOTAL AREA OF THE OPAQUE PORTION OF THE WALL IN CALCULATED AS ITS PROJECTED AREA ON A VERTICAL PLANE.
(4) EXCEPT AS PERMITTED IN SENTENCE (5), THE TOTAL AREA OF GLAZING, INCLUDING GLAZING FOR DOORS AND SKY-LIGHTS, THAT SEPARATES HEATED SPACE FROM UNHEATED SPACE OR THE EXTERIOR SHALL BE NOT MORE THAN 10 % OF THE TOTAL AREA OF THE WALLS OF THAT STOREY (5) EXCEPT AS PERMITTED IN SENTENCE (6) AND ARTICLE 12.2.3.13.1.(5), THE AREA OF GLAZING, TO FOR THE PURPOSE OF APPLYING SENTENCE (2) MAY BE REDUCED AS REQUIRED TO EQUAL THE ACTUAL AREA MULTIPLIED BY THE RATIO OF THE REQUIRED THERMAL RESISTANCE DIVIDED BY THE ACTUAL THERMAL RESISTANCE OF THE GLAZING.
(6) EXCEPT AS PERMITTED IN SENTENCE (7), THE TOTAL AREA OF GLAZING, INCLUDING GLAZING FOR DOORS AND SKY-LIGHTS, HAVING A SOLAR HEAT GAIN COEFFICIENT OF MORE THAN 0.75 THAT IS UNSHADED IN THE WINTER AND FACES EITHER WITHIN 45° OF DUE SOUTH MAY BE ADJUSTED TO BE 50 PERCENT OF ITS UNSHADED AREA IN CALCULATING THE MAXIMUM AREA OF GLAZING IN SENTENCES (2) AND (3) PROVIDED THE BUILDING IS DESIGNED TO SHADE THE GLAZING DURING THE SUMMER WITH EXTERIOR DEVICES. FOR THE PURPOSE OF DETERMINING WHETHER OR NOT THE GLAZING IS SHADED IN THE WINTER, THE SHADING SHALL BE CALCULATED USING THE NOON SUN ANGLES OF DECEMBER 21.
(7) EXCEPT AS PERMITTED IN SENTENCE (8), WHERE THE BUILDING IS DESIGNED TO BE COOLED UNLESS THE GLAZING DESCRIBED IN SENTENCE (6) IS SHADED IN THE SUMMER WITH EXTERIOR DEVICES. FOR THE PURPOSE OF DETERMINING WHETHER OR NOT THE GLAZING IS SHADED IN THE SUMMER, THE SHADING SHALL BE CALCULATED USING THE NOON SUN ANGLES OF JUNE 21.
12.5.3.12. AIR BARRIER
(1) EXCEPT AS PERMITTED IN SENTENCE (2), THE BUILDING SHALL BE DESIGNED TO LIMIT THE RATE OF AIR LEAKAGE THAT SEPARATES HEATED SPACE FROM UNHEATED SPACE OR THE EXTERIOR SHALL CONFORM TO THE REQUIREMENTS IN SUBSECTION 9.27.4.
(2) EXCEPT AS PERMITTED IN SENTENCES (3) AND (4), THE TOTAL AREA OF GLAZING, INCLUDING GLAZING FOR DOORS AND SKY-LIGHTS, HAVING A SOLAR HEAT GAIN COEFFICIENT OF MORE THAN 0.75 THAT IS UNSHADED IN THE WINTER AND FACES EITHER WITHIN 45° OF DUE SOUTH MAY BE ADJUSTED TO BE 50 PERCENT OF ITS UNSHADED AREA IN CALCULATING THE MAXIMUM AREA OF GLAZING IN SENTENCES (2) AND (3) PROVIDED THE BUILDING IS DESIGNED TO SHADE THE GLAZING DURING THE SUMMER WITH EXTERIOR DEVICES. FOR THE PURPOSE OF DETERMINING WHETHER OR NOT THE GLAZING IS SHADED IN THE WINTER, THE SHADING SHALL BE CALCULATED USING THE NOON SUN ANGLES OF DECEMBER 21.
(3) EXCEPT AS PERMITTED IN SENTENCE (4), WHERE THE BUILDING IS DESIGNED TO BE COOLED UNLESS THE GLAZING DESCRIBED IN SENTENCE (6) IS SHADED IN THE SUMMER WITH EXTERIOR DEVICES. FOR THE PURPOSE OF DETERMINING WHETHER OR NOT THE GLAZING IS SHADED IN THE SUMMER, THE SHADING SHALL BE CALCULATED USING THE NOON SUN ANGLES OF JUNE 21.
12.5.3.13. AIR BARRIER
(1) EXCEPT AS PERMITTED IN SENTENCE (2), THE BUILDING SHALL BE DESIGNED TO LIMIT THE RATE OF AIR LEAKAGE THAT SEPARATES HEATED SPACE FROM UNHEATED SPACE OR THE EXTERIOR SHALL CONFORM TO THE REQUIREMENTS IN SUBSECTION 9.27.4.
(2) EXCEPT AS PERMITTED IN SENTENCES (3) AND (4), THE TOTAL AREA OF GLAZING, INCLUDING GLAZING FOR DOORS AND SKY-LIGHTS, HAVING A SOLAR HEAT GAIN COEFFICIENT OF MORE THAN 0.75 THAT IS UNSHADED IN THE WINTER AND FACES EITHER WITHIN 45° OF DUE SOUTH MAY BE ADJUSTED TO BE 50 PERCENT OF ITS UNSHADED AREA IN CALCULATING THE MAXIMUM AREA OF GLAZING IN SENTENCES (2) AND (3) PROVIDED THE BUILDING IS DESIGNED TO SHADE THE GLAZING DURING THE SUMMER WITH EXTERIOR DEVICES. FOR THE PURPOSE OF DETERMINING WHETHER OR NOT THE GLAZING IS SHADED IN THE WINTER, THE SHADING SHALL BE CALCULATED USING THE NOON SUN ANGLES OF DECEMBER 21.
(3) EXCEPT AS PERMITTED IN SENTENCE (4), WHERE THE BUILDING IS DESIGNED TO BE COOLED UNLESS THE GLAZING DESCRIBED IN SENTENCE (6) IS SHADED IN THE SUMMER WITH EXTERIOR DEVICES. FOR THE PURPOSE OF DETERMINING WHETHER OR NOT THE GLAZING IS SHADED IN THE SUMMER, THE SHADING SHALL BE CALCULATED USING THE NOON SUN ANGLES OF JUNE 21.
12.5.3.14. AIR BARRIER
(1) EXCEPT AS PERMITTED IN SENTENCE (2), THE BUILDING SHALL BE DESIGNED TO LIMIT THE RATE OF AIR LEAKAGE THAT SEPARATES HEATED SPACE FROM UNHEATED SPACE OR THE EXTERIOR SHALL CONFORM TO THE REQUIREMENTS IN SUBSECTION 9.27.4.
(2) EXCEPT AS PERMITTED IN SENTENCES (3) AND (4), THE TOTAL AREA OF GLAZING, INCLUDING GLAZING FOR DOORS AND SKY-LIGHTS, HAVING A SOLAR HEAT GAIN COEFFICIENT OF MORE THAN 0.75 THAT IS UNSHADED IN THE WINTER AND FACES EITHER WITHIN 45° OF DUE SOUTH MAY BE ADJUSTED TO BE 50 PERCENT OF ITS UNSHADED AREA IN CALCULATING THE MAXIMUM AREA OF GLAZING IN SENTENCES (2) AND (3) PROVIDED THE BUILDING IS DESIGNED TO SHADE THE GLAZING DURING THE SUMMER WITH EXTERIOR DEVICES. FOR THE PURPOSE OF DETERMINING WHETHER OR NOT THE GLAZING IS SHADED IN THE WINTER, THE SHADING SHALL BE CALCULATED USING THE NOON SUN ANGLES OF DECEMBER 21.
(3) EXCEPT AS PERMITTED IN SENTENCE (4), WHERE THE BUILDING IS DESIGNED TO BE COOLED UNLESS THE GLAZING DESCRIBED IN SENTENCE (6) IS SHADED IN THE SUMMER WITH EXTERIOR DEVICES. FOR THE PURPOSE OF DETERMINING WHETHER OR NOT THE GLAZING IS SHADED IN THE SUMMER, THE SHADING SHALL BE CALCULATED USING THE NOON SUN ANGLES OF JUNE 21.
12.5.3.15. AIR BARRIER
(1) EXCEPT AS PERMITTED IN SENTENCE (2), THE BUILDING SHALL BE DESIGNED TO LIMIT THE RATE OF AIR LEAKAGE THAT SEPARATES HEATED SPACE FROM UNHEATED SPACE OR THE EXTERIOR SHALL CONFORM TO THE REQUIREMENTS IN SUBSECTION 9.27.4.
(2) EXCEPT AS PERMITTED IN SENTENCES (3) AND (4), THE TOTAL AREA OF GLAZING, INCLUDING GLAZING FOR DOORS AND SKY-LIGHTS, HAVING A SOLAR HEAT GAIN COEFFICIENT OF MORE THAN 0.75 THAT IS UNSHADED IN THE WINTER AND FACES EITHER WITHIN 45° OF DUE SOUTH MAY BE ADJUSTED TO BE 50 PERCENT OF ITS UNSHADED AREA IN CALCULATING THE MAXIMUM AREA OF GLAZING IN SENTENCES (2) AND (3) PROVIDED THE BUILDING IS DESIGNED TO SHADE THE GLAZING DURING THE SUMMER WITH EXTERIOR DEVICES. FOR THE PURPOSE OF DETERMINING WHETHER OR NOT THE GLAZING IS SHADED IN THE WINTER, THE SHADING SHALL BE CALCULATED USING THE NOON SUN ANGLES OF DECEMBER 21.
(3) EXCEPT AS PERMITTED IN SENTENCE (4), WHERE THE BUILDING IS DESIGNED TO BE COOLED UNLESS THE GLAZING DESCRIBED IN SENTENCE (6) IS SHADED IN THE SUMMER WITH EXTERIOR DEVICES. FOR THE PURPOSE OF DETERMINING WHETHER OR NOT THE GLAZING IS SHADED IN THE SUMMER, THE SHADING SHALL BE CALCULATED USING THE NOON SUN ANGLES OF JUNE 21.
12.5.3.16. AIR BARRIER
(1) EXCEPT AS PERMITTED IN SENTENCE (2), THE BUILDING SHALL BE DESIGNED TO LIMIT THE RATE OF AIR LEAKAGE THAT SEPARATES HEATED SPACE FROM UNHEATED SPACE OR THE EXTERIOR SHALL CONFORM TO THE REQUIREMENTS IN SUBSECTION 9.27.4.
(2) EXCEPT AS PERMITTED IN SENTENCES (3) AND (4), THE TOTAL AREA OF GLAZING, INCLUDING GLAZING FOR DOORS AND SKY-LIGHTS, HAVING A SOLAR HEAT GAIN COEFFICIENT OF MORE THAN 0.75 THAT IS UNSHADED IN THE WINTER AND FACES EITHER WITHIN 45° OF DUE SOUTH MAY BE ADJUSTED TO BE 50 PERCENT OF ITS UNSHADED AREA IN CALCULATING THE MAXIMUM AREA OF GLAZING IN SENTENCES (2) AND (3) PROVIDED THE BUILDING IS DESIGNED TO SHADE THE GLAZING DURING THE SUMMER WITH EXTERIOR DEVICES. FOR THE PURPOSE OF DETERMINING WHETHER OR NOT THE GLAZING IS SHADED IN THE WINTER, THE SHADING SHALL BE CALCULATED USING THE NOON SUN ANGLES OF DECEMBER 21.
(3) EXCEPT AS PERMITTED IN SENTENCE (4), WHERE THE BUILDING IS DESIGNED TO BE COOLED UNLESS THE GLAZING DESCRIBED IN SENTENCE (6) IS SHADED IN THE SUMMER WITH EXTERIOR DEVICES. FOR THE PURPOSE OF DETERMINING WHETHER OR NOT THE GLAZING IS SHADED IN THE SUMMER, THE SHADING SHALL BE CALCULATED USING THE NOON SUN ANGLES OF JUNE 21.
12.5.3.17. AIR BARRIER
(1) EXCEPT AS PERMITTED IN SENTENCE (2), THE BUILDING SHALL BE DESIGNED TO LIMIT THE RATE OF AIR LEAKAGE THAT SEPARATES HEATED SPACE FROM UNHEATED SPACE OR THE EXTERIOR SHALL CONFORM TO THE REQUIREMENTS IN SUBSECTION 9.27.4.
(2) EXCEPT AS PERMITTED IN SENTENCES (3) AND (4), THE TOTAL AREA OF GLAZING, INCLUDING GLAZING FOR DOORS AND SKY-LIGHTS, HAVING A SOLAR HEAT GAIN COEFFICIENT OF MORE THAN 0.75 THAT IS UNSHADED IN THE WINTER AND FACES EITHER WITHIN 45° OF DUE SOUTH MAY BE ADJUSTED TO BE 50 PERCENT OF ITS UNSHADED AREA IN CALCULATING THE MAXIMUM AREA OF GLAZING IN SENTENCES (2) AND (3) PROVIDED THE BUILDING IS DESIGNED TO SHADE THE GLAZING DURING THE SUMMER WITH EXTERIOR DEVICES. FOR THE PURPOSE OF DETERMINING WHETHER OR NOT THE GLAZING IS SHADED IN THE WINTER, THE SHADING SHALL BE CALCULATED USING THE NOON SUN ANGLES OF DECEMBER 21.
(3) EXCEPT AS PERMITTED IN SENTENCE (4), WHERE THE BUILDING IS DESIGNED TO BE COOLED UNLESS THE GLAZING DESCRIBED IN SENTENCE (6) IS SHADED IN THE SUMMER WITH EXTERIOR DEVICES. FOR THE PURPOSE OF DETERMINING WHETHER OR NOT THE GLAZING IS SHADED IN THE SUMMER, THE SHADING SHALL BE CALCULATED USING THE NOON SUN ANGLES OF JUNE 21.
12.5.3.18. AIR BARRIER
(1) EXCEPT AS PERMITTED IN SENTENCE (2), THE BUILDING SHALL BE DESIGNED TO LIMIT THE RATE OF AIR LEAKAGE THAT SEPARATES HEATED SPACE FROM UNHEATED SPACE OR THE EXTERIOR SHALL CONFORM TO THE REQUIREMENTS IN SUBSECTION 9.27.4.
(2) EXCEPT AS PERMITTED IN SENTENCES (3) AND (4), THE TOTAL AREA OF GLAZING, INCLUDING GLAZING FOR DOORS AND SKY-LIGHTS, HAVING A SOLAR HEAT GAIN COEFFICIENT OF MORE THAN 0.75 THAT IS UNSHADED IN THE WINTER AND FACES EITHER WITHIN 45° OF DUE SOUTH MAY BE ADJUSTED TO BE 50 PERCENT OF ITS UNSHADED AREA IN CALCULATING THE MAXIMUM AREA OF GLAZING IN SENTENCES (2) AND (3) PROVIDED THE BUILDING IS DESIGNED TO SHADE THE GLAZING DURING THE SUMMER WITH EXTERIOR DEVICES. FOR THE PURPOSE OF DETERMINING WHETHER OR NOT THE GLAZING IS SHADED IN THE WINTER, THE SHADING SHALL BE CALCULATED USING THE NOON SUN ANGLES OF DECEMBER 21.
(3) EXCEPT AS PERMITTED IN SENTENCE (4), WHERE THE BUILDING IS DESIGNED TO BE COOLED UNLESS THE GLAZING DESCRIBED IN SENTENCE (6) IS SHADED IN THE SUMMER WITH EXTERIOR DEVICES. FOR THE PURPOSE OF DETERMINING WHETHER OR NOT THE GLAZING IS SHADED IN THE SUMMER, THE SHADING SHALL BE CALCULATED USING THE NOON SUN ANGLES OF JUNE 21.
12.5.3.19. AIR BARRIER
(1) EXCEPT AS PERMITTED IN SENTENCE (2), THE BUILDING SHALL BE DESIGNED TO LIMIT THE RATE OF AIR LEAKAGE THAT SEPARATES HEATED SPACE FROM UNHEATED SPACE OR THE EXTERIOR SHALL CONFORM TO THE REQUIREMENTS IN SUBSECTION 9.27.4.
(2) EXCEPT AS PERMITTED IN SENTENCES (3) AND (4), THE TOTAL AREA OF GLAZING, INCLUDING GLAZING FOR DOORS AND SKY-LIGHTS, HAVING A SOLAR HEAT GAIN COEFFICIENT OF MORE THAN 0.75 THAT IS UNSHADED IN THE WINTER AND FACES EITHER WITHIN 45° OF DUE SOUTH MAY BE ADJUSTED TO BE 50 PERCENT OF ITS UNSHADED AREA IN CALCULATING THE MAXIMUM AREA OF GLAZING IN SENTENCES (2) AND (3) PROVIDED THE BUILDING IS DESIGNED TO SHADE THE GLAZING DURING THE SUMMER WITH EXTERIOR DEVICES. FOR THE PURPOSE OF DETERMINING WHETHER OR NOT THE GLAZING IS SHADED IN THE WINTER, THE SHADING SHALL BE CALCULATED USING THE NOON SUN ANGLES OF DECEMBER 21.
(3) EXCEPT AS PERMITTED IN SENTENCE (4), WHERE THE BUILDING IS DESIGNED TO BE COOLED UNLESS THE GLAZING DESCRIBED IN SENTENCE (6) IS SHADED IN THE SUMMER WITH EXTERIOR DEVICES. FOR THE PURPOSE OF DETERMINING WHETHER OR NOT THE GLAZING IS SHADED IN THE SUMMER, THE SHADING SHALL BE CALCULATED USING THE NOON SUN ANGLES OF JUNE 21.
12.5.3.20. AIR BARRIER
(1) EXCEPT AS PERMITTED IN SENTENCE (2), THE BUILDING SHALL BE DESIGNED TO LIMIT THE RATE OF AIR LEAKAGE THAT SEPARATES HEATED SPACE FROM UNHEATED SPACE OR THE EXTERIOR SHALL CONFORM TO THE REQUIREMENTS IN SUBSECTION 9.27.4.
(2) EXCEPT AS PERMITTED IN SENTENCES (3) AND (4), THE TOTAL AREA OF GLAZING, INCLUDING GLAZING FOR DOORS AND SKY-LIGHTS, HAVING A SOLAR HEAT GAIN COEFFICIENT OF MORE THAN 0.75 THAT IS UNSHADED IN THE WINTER AND FACES EITHER WITHIN 45° OF DUE SOUTH MAY BE ADJUSTED TO BE 50 PERCENT OF ITS UNSHADED AREA IN CALCULATING THE MAXIMUM AREA OF GLAZING IN SENTENCES (2) AND (3) PROVIDED THE BUILDING IS DESIGNED TO SHADE THE GLAZING DURING THE SUMMER WITH EXTERIOR DEVICES. FOR THE PURPOSE OF DETERMINING WHETHER OR NOT THE GLAZING IS SHADED IN THE WINTER, THE SHADING SHALL BE CALCULATED USING THE NOON SUN ANGLES OF DECEMBER 21.
(3) EXCEPT AS PERMITTED IN SENTENCE (4), WHERE THE BUILDING IS DESIGNED TO BE COOLED UNLESS THE GLAZING DESCRIBED IN SENTENCE (6) IS SHADED IN THE SUMMER WITH EXTERIOR DEVICES. FOR THE PURPOSE OF DETERMINING WHETHER OR NOT THE GLAZING IS SHADED IN THE SUMMER, THE SHADING SHALL BE CALCULATED USING THE NOON SUN ANGLES OF JUNE 21.

Typical Window Schedule Notes (3 / A4-12)
NTS

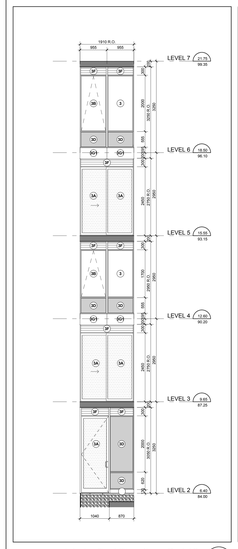

Interior East Elevation - Part 12 (13 / A4-12)
Scale: 1 : 50

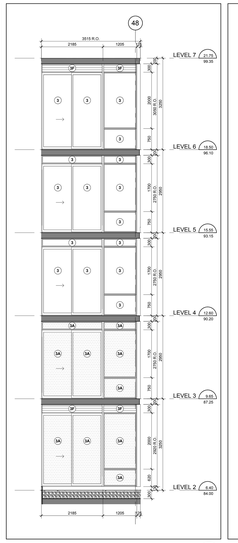

Interior East Elevation - Part 11 (12 / A4-12)
Scale: 1 : 50

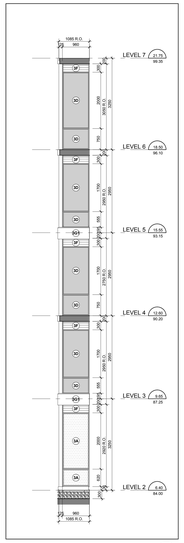

Interior East Elevation - Part 10 (11 / A4-12)
Scale: 1 : 50

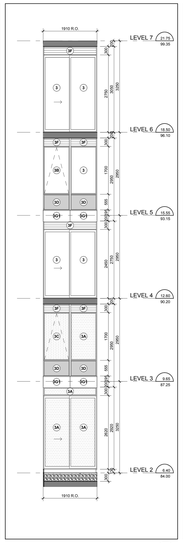

Interior East Elevation - Part 9 (10 / A4-12)
Scale: 1 : 50



Interior East Elevation - Part 8 (9 / A4-12)
Scale: 1 : 50

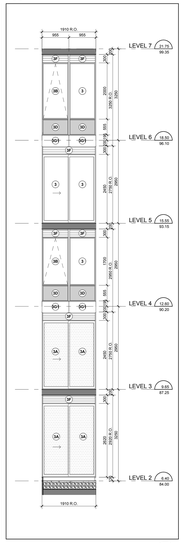

Interior East Elevation - Part 7 (8 / A4-12)
Scale: 1 : 50

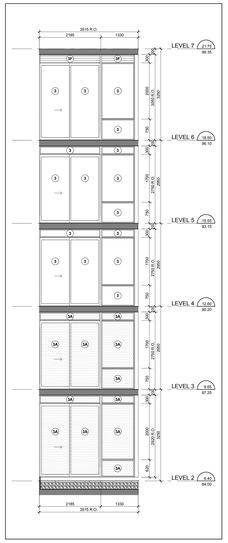

Interior East Elevation - Part 6 (7 / A4-12)
Scale: 1 : 50

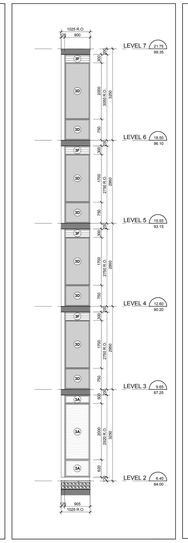

Interior East Elevation - Part 5 (6 / A4-12)
Scale: 1 : 50

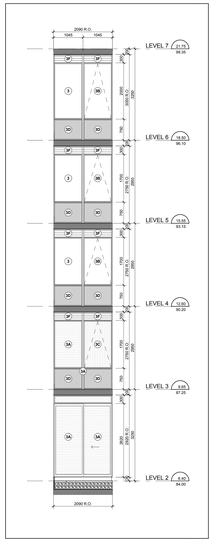

Interior East Elevation - Part 4 (5 / A4-12)
Scale: 1 : 50

Window Schedule Legend (1 / A4-12)
NTS

Contractor Must Check And Verify All Dimensions On The Job.

Do Not Scale The Drawings.

All Drawings, Specifications And Related Documents Are The Copyright Of The Architect And Must Be Returned Upon Request.

Reproduction Of Drawings, Specifications And Related Documents In Part Or Whole Is Forbidden Without The Architects Written Permission.

The Drawing Is Not To Be Used For Construction Until Signed By The Architect.

Date

KIRKOR ARCHITECTS + PLANNERS
20 Martin Ross Avenue, Toronto, Ontario, M3J 2K8
TXT 00 665-6065, FXT 00 665-1334, www.kirkorarchitects.com

No.	Revision	Date

PROGRESS SET
January 11, 2016

No.	Issued For	Date
1.	Tender	Oct. 15, 2015

AQUA