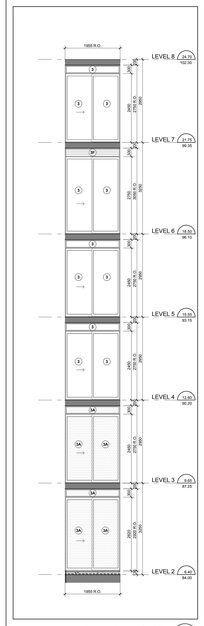

East Elevation - Part 3 15 A4-08
Scale: 1 : 50

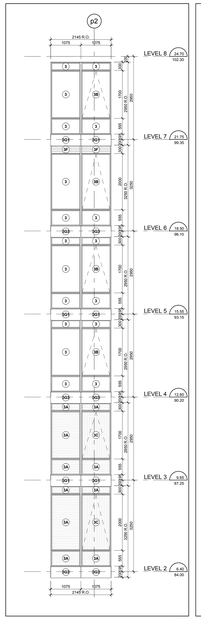

East Elevation - Part 2 14 A4-08
Scale: 1 : 50

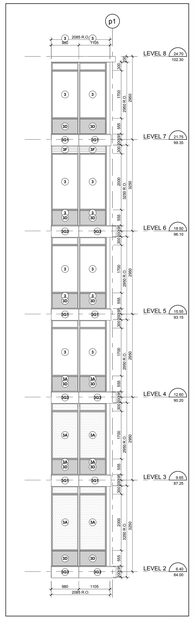

East Elevation - Part 1 13 A4-08
Scale: 1 : 50

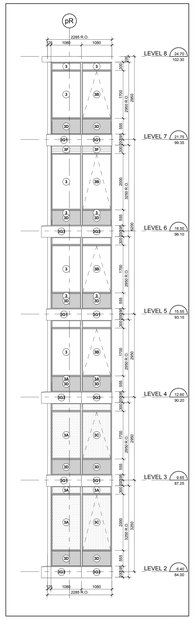

North Elevation - Part 25 12 A4-08
Scale: 1 : 50

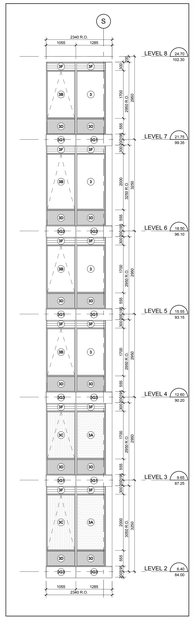

North Elevation - Part 24 11 A4-08
Scale: 1 : 50

North Elevation - Part 23 10 A4-08
Scale: 1 : 50

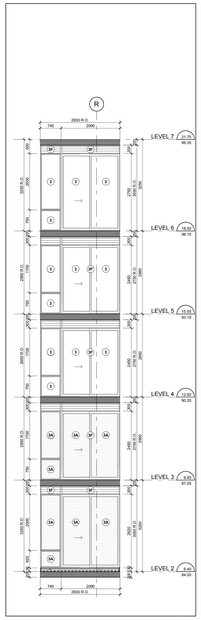

North Elevation - Part 22 9 A4-08
Scale: 1 : 50

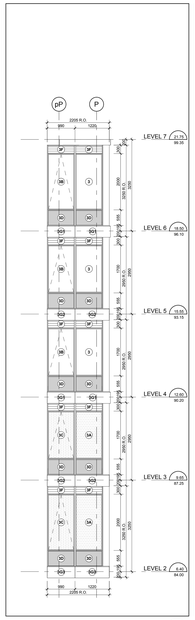

North Elevation - Part 21 8 A4-08
Scale: 1 : 50

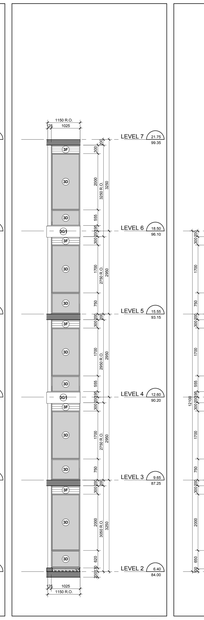

North Elevation - Part 20 7 A4-08
Scale: 1 : 50

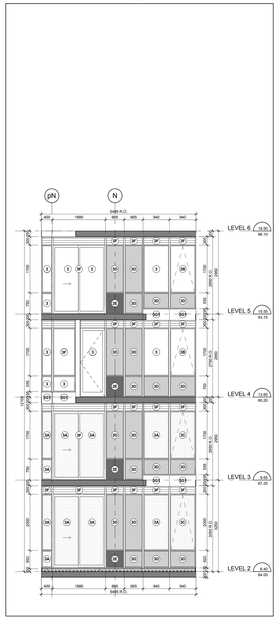

North Elevation - Part 19 6 A4-08
Scale: 1 : 50

North Elevation - Part 18 5 A4-08
Scale: 1 : 50

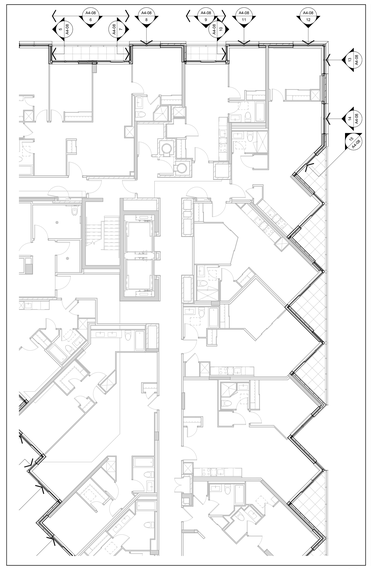

Window Schedule Partial Floor Plan - Level 2 4 A4-08
Scale: 1 : 100

TYPICAL WINDOW SCHEDULE NOTES:

1. ADD 15MM CAULKING ALLOWANCE ON ONE OR BOTH SIDES OF WINDOW OPENING.
2. ADD 15MM CAULKING ALLOWANCE ON ONE OR BOTH SIDES OF DOOR.
3. CO-ORDINATE LOUVER LOCATIONS WITH MECHANICAL DRAWINGS.
4. CO-ORDINATE SUNSHADE LOCATIONS WITH STRUCTURAL DRAWINGS.
5. CO-ORDINATE BALCONY/TERRACE ELECTRICAL OUTLETS WITH ELECTRICAL DRAWINGS.

OBC REQUIREMENTS

9.7.2. WINDOW STANDARDS:
9.7.2.1. WINDOW STANDARD:
(5) WINDOWS SHALL CONFORM TO:
(a) CAN/CSA-A440 SERIES STANDARD,
(b) THE CAN/CSA-A440.1 "USER SELECTION GUIDE TO CSA STANDARD CAN/CSA-A440-00 WINDOWS".
9.7.2.3. GLASS:
(1) GLASS SHALL STANDARDS:
(1) GLASS SHALL CONFORM TO:
(a) CAN/CGSB-12.1-M "TEMPERED OR LAMINATED SAFETY GLASS", OR
(b) CAN/CGSB-12.2-M, "FLAT, CLEAR SHEET GLASS",
(c) CAN/CGSB-12.3-M, "FLOAT GLASS", OR
(d) CAN/CGSB-12.4-M, "HEAT ABSORBING GLASS",
(e) CAN/CGSB-12.8, "INSULATING GLASS UNITS",
(f) CAN/CGSB-12.11-M, "WIRED GLASS, WIRE REINFORCED",
(g) CAN/CGSB-12.11-M, "WIRED SAFETY GLASS", OR
(h) ASTM E2190, "INSULATING GLASS UNIT PERFORMANCE AND EVALUATION".
(2) GLASS IN DOORS SHALL BE SAFETY GLASS.
(3) GLASS IN WINDOWS, SLOPED GLAZING AND SKYLIGHTS SHALL BE DESIGNED IN CONFORMANCE WITH CAN/CSA-O86-12.20-M, "STRUCTURAL DESIGN OF GLASS FOR BUILDINGS".
9.7.3. SEALING COMPOUND:
9.7.4.1. SEALING COMPOUND:
(5) THE SEALING COMPOUND USED TO SEAL THE GLASS COMPONENT OF A FACTORY SEALED DOUBLE-GLAZED UNIT TO THE SASH COMPONENT SHALL BE COMPATIBLE WITH THE MATERIAL USED TO EDGE SEAL THE GLASS COMPONENT.

9.7.6. WINDOWS ABOVE THE SECOND STOREY:
(1) WINDOWS ABOVE THE SECOND STOREY IN BUILDINGS NOT LESS THAN 1 000 MM FROM THE FLOOR AND ARE LOCATED ABOVE THE SECOND STOREY IN BUILDINGS OF RESIDENTIAL OCCUPANCY SHALL BE:
(a) DESIGNED TO WITHSTAND THE LATERAL DESIGN LOADS FOR GUARDS IN SB-1, OR
(b) NON-OPENABLE AND DESIGNED TO WITHSTAND THE LATERAL DESIGN LOADS FOR GUARDS AS PROVIDED IN ARTICLES 4.1.5.15. OF SB-1.
9.7.9. RESISTANCE TO FORCED ENTRY:
9.7.9.1. FORCED ENTRY THROUGH WINDOWS:
(1) WINDOWS, OTHER THAN THOSE OF WHICH IS LOCATED WITHIN 2 000 MM OF ADJACENT GROUND LEVEL, SHALL:
(a) CONFORM TO THE REQUIREMENTS FOR RESISTANCE TO FORCED ENTRY AS DESCRIBED IN CLAUSE 10.13 OF CAN/CSA-A440.1E "WINDOWS".
9.8.8.1. REQUIRED GUARDS:
(1) EXCEPT AS PROVIDED IN SENTENCES (2) AND (3), EVERY SURFACE TO WHICH ACCESS IS PROVIDED FOR OTHER THAN MAINTENANCE PURPOSES, INCLUDING BUT NOT LIMITED TO FLIGHTS OF STEPS AND RAMPS, EXTERIOR LANDINGS, PORCHES, BALCONIES, GALLERIES AND RAMPS, SHALL BE PROTECTED BY A GUARD ON EACH SIDE THAT IS ADJACENT TO THE SURFACE WHERE:
(a) THERE IS A DIFFERENCE IN ELEVATION OF MORE THAN 600 MM BETWEEN THE ADJACENT SURFACE AND THE ADJACENT SURFACE, OR
(b) THE ADJACENT SURFACE WITHIN 1.2 M FROM THE WALKING SURFACE HAS A SLOPE OF MORE THAN 1 IN 2.
(2) AT BALCONIES;
(3) AT LOADING DOCKS;
(4) AT FLOOR PITS IN REPAIR GARAGES; OR
(5) AT FLOOR PITS IN PARKING GARAGES FOR MAINTENANCE PURPOSES ONLY.
(6) WHEN AN INTERIOR STAIR HAS MORE THAN 2 RISERS OR AN INTERIOR RAMP RISES MORE THAN 400 MM, THE SIDES OF THE STAIR OR RAMP AND THE LANDING OR FLOOR LEVEL AROUND THE STAIRWELL OR RAMP SHALL BE PROTECTED BY A GUARD ON EACH SIDE THAT IS ADJACENT TO THE WELL.
9.8.8.3. HEIGHT OF GUARDS:
(1) EXCEPT AS PROVIDED IN SENTENCES (2) TO (4), ALL GUARDS SHALL BE NOT LESS THAN 1 070 MM HIGH.
(2) EXCEPT AS PROVIDED IN SENTENCE (3), ALL GUARDS SHALL BE:
(a) EXTERIOR GUARDS SERVING NOT MORE THAN ONE DWELLING UNIT SHALL BE NOT LESS THAN 980 MM HIGH WHERE THE WALKING SURFACE SERVED BY THE GUARD IS NOT MORE THAN 1 800 MM ABOVE THE FINISHED GROUND LEVEL,
(b) EXTERIOR GUARDS NOT SERVING A DWELLING UNIT SHALL BE NOT LESS THAN 1 100 MM HIGH WHERE THE WALKING SURFACE SERVED BY THE GUARD IS NOT MORE THAN 1 800 MM ABOVE THE FINISHED GROUND LEVEL,
(c) THE HEIGHT OF GUARDS FOR FLIGHTS OF STEPS SHALL BE MEASURED VERTICALLY FROM A LINE DRAWN THROUGH THE LEADING EDGE OF THE TREADS SERVED BY THE GUARD.
(3) EXCEPT AS PERMITTED IN:
(a) SLAIS IN BUNKIES SHALL BE,
(b) SAFETY GLASS OF THE LAMINATED OR TEMPERED TYPE CONFORMING TO CAN/CGSB-12.1-M, "TEMPERED OR LAMINATED SAFETY GLASS", OR
(c) WIRED GLASS CONFORMING TO CAN/CGSB-12.11-M, "WIRED SAFETY GLASS".

12.3.3.11. WINDOWS AND GLAZING:
(5) EXCEPT AS PROVIDED IN SENTENCES (2) AND (3), WINDOWS AND ALL GLAZING THAT SEPARATES HEATED SPACE FROM UNHEATED SPACE OR THE EXTERIOR SHALL CONFORM TO ARTICLES 12.3.2.6. AND 12.3.2.9.
(6) EXCEPT AS PERMITTED IN SENTENCE (7), THE TOTAL AREA OF ALL GLAZING, INCLUDING GLAZING FOR DOORS AND SKYLIGHTS, THAT SEPARATES HEATED SPACE FROM UNHEATED SPACE OR THE EXTERIOR SHALL NOT EXCEED 20 PER CENT OF THE FLOOR AREA OF THE STOREY SERVED BY THE GLAZED AREAS AND SHALL NOT EXCEED 40 PER CENT OF THE TOTAL AREA OF THE WALLS OF THAT STOREY THAT SEPARATE HEATED SPACE FROM UNHEATED SPACE OR THE EXTERIOR, INCLUDING THE GLAZING WALL, THE AREA OF THE OPAQUE PORTION OF THE WALL IS CALCULATED AS ITS PROJECTED AREA ON A VERTICAL PLANE.
(7) WHERE THE THERMAL RESISTANCE OF GLAZING IS DIFFERENT FROM THAT REQUIRED IN SENTENCE (1) AND ARTICLE 12.3.1.1, THE AREA OF GLAZING PERMITTED IN SENTENCE (6) SHALL BE MODIFIED BY MULTIPLYING THE AREA OF GLAZING BY THE RATIO OF THE RESISTANCE OF THE RATIO OF THE REQUIRED THERMAL RESISTANCE DIVIDED BY THE ACTUAL THERMAL RESISTANCE OF THE GLAZING.
(8) WHERE THE SHADING COEFFICIENT OF GLAZING IS DIFFERENT FROM THAT REQUIRED IN SENTENCE (1) AND THE SHADING COEFFICIENT OF MORE THAN 0.75 THAT IS UNSHADED IN THE WINTER AND FACES A DIRECTION WITHIN 45° OF DUE SOUTH MAY BE ASSUMED TO BE 50 PERCENT SHADED IN THE WINTER, THE AREA OF GLAZING PERMITTED IN SENTENCE (6) SHALL BE MODIFIED BY MULTIPLYING THE AREA OF GLAZING WITH A SYSTEM THAT IS CAPABLE OF DISTRIBUTING THE SOLAR HEAT GAIN FROM SUCH GLAZED AREAS THROUGHOUT THE BUILDING FOR THE PURPOSE OF DETERMINING WHETHER OR NOT THE GLAZING IS SHADED IN THE WINTER, THE SHADING SHALL BE CALCULATED USING THE NOON SUN ANGLES OF JUNE 21.
(9) SENTENCE (8) SHALL NOT APPLY WHERE THE BUILDING IS DESIGNED TO BE COOLED UNLESS THE GLAZING DESCRIBED IN SENTENCE (8) IS SHADED IN THE SUMMER WITH EXTERIOR DEVICES. FOR THE PURPOSE OF DETERMINING WHETHER OR NOT THE GLAZING IS SHADED IN THE SUMMER, THE SHADING SHALL BE CALCULATED USING THE NOON SUN ANGLES OF JUNE 21.
12.3.3.2. WINDOWS:
(1) WINDOWS THAT SEPARATE HEATED SPACE FROM UNHEATED SPACE OR THE EXTERIOR SHALL BE DESIGNED TO LIMIT THE RATE OF AIR LEAKAGE THROUGH EXTERIOR WINDOWS, CURTAIN WALLS, AND DOORS WHEN TESTED IN CONFORMANCE WITH ASTM E283, "ESTIMATING THE RATE OF AIR LEAKAGE THROUGH EXTERIOR WINDOWS, CURTAIN WALLS, AND DOORS UNDER SPECIFIED PRESSURE DIFFERENCES ACROSS THE SPECIMEN".
(2) EXCEPT AS PERMITTED IN SENTENCE (3), WINDOWS AND ALL GLAZING THAT SEPARATE HEATED SPACE FROM UNHEATED SPACE OR THE EXTERIOR SHALL BE DESIGNED TO LIMIT AIR INFILTRATION TO NOT MORE THAN 2.5 L/S PER EACH SQUARE METRE OF DOOR AREA WHEN TESTED IN CONFORMANCE WITH SENTENCE (1).
(3) WINDOWS, OTHER THAN THOSE OF WHICH IS LOCATED ON ALL EDGES AND PROTECTED WITH A STORM DOOR OR BY AN ENCLOSED UNHEATED SPACE, EXTERIOR SWING TYPE DOOR ASSEMBLIES FOR DWELLING UNITS, INDIVIDUALLY RENTED HOTEL ROOMS AND SUITES SHALL BE DESIGNED TO LIMIT THE RATE OF AIR INFILTRATION TO NOT MORE THAN 6.35 L/S FOR EACH SQUARE METRE OF DOOR AREA WHEN TESTED IN CONFORMANCE WITH SENTENCE (1).
(4) DOOR ASSEMBLIES OTHER THAN THOSE DESCRIBED IN SENTENCES (2) AND (3), THAT SEPARATE HEATED SPACE FROM UNHEATED SPACE OR THE EXTERIOR SHALL BE DESIGNED TO LIMIT THE RATE OF AIR INFILTRATION TO NOT MORE THAN 10 L/S FOR EACH METRE OF DOOR ASSEMBLY WHEN TESTED IN CONFORMANCE WITH SENTENCE (1).
(5) CAULKING MATERIAL TO REDUCE AIR INFILTRATION SHALL CONFORM TO THE REQUIREMENTS IN SUBSECTION 9.27.4.
(6) WHERE THERE IS A POSSIBILITY OF AIR LEAKAGE INTO HEATED SPACES IN A BUILDING THROUGH THE EXTERIOR WALLS, SUCH AS AT UTILITY OR OTHER LOCATION WHERE THERE IS A POSSIBILITY OF AIR LEAKAGE INTO HEATED SPACES IN A BUILDING THROUGH THE EXTERIOR WALLS, SUCH AS AT UTILITY OR OTHER LOCATIONS, THE EXTERIOR WALL SHALL BE DESIGNED TO LIMIT AIR LEAKAGE.
(7) AIR LEAKAGE BETWEEN HEATED SPACE AND ADJACENT ROOF OR ATTIC SPACE CAUSED BY THE PENETRATION OF SERVICES SHALL BE RESTRICTED IN CONFORMANCE WITH THE REQUIREMENTS OF SUBSECTION 9.25.3.

Typical Window Schedule Notes 3 A4-08
NTS

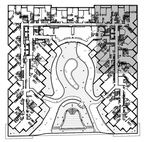

Window Schedule Key Plan - Level 2 2 A4-08
NTS

WINDOW SCHEDULE LEGEND

13145 - AQUAVISTA
UPDATED: AUGUST 24, 2015

3 PREFINISHED ALUMINUM WINDOW WALL: VISION PANEL
ALUM. COLOUR: EXTERIOR - PPG UC752-6F DURANAR GREY VELVET
INTERIOR - PPG DURACRON K1088 WHITE
GLASS TYPE: CLEAR INNER & OUTER LITE, GUARDIAN SUNGUARD - SUPERNEUTRAL SN54 ON SURFACE 2

3A PREFINISHED ALUMINUM WINDOW WALL: VISION PANEL FRIT PATTERN
ALUM. COLOUR: EXTERIOR - PPG UC752-6F DURANAR GREY VELVET
INTERIOR - PPG DURACRON K1088 WHITE
GLASS TYPE: CLEAR INNER & OUTER LITE, GUARDIAN SUNGUARD - SUPERNEUTRAL SN54 ON SURFACE 2
WHITE FRIT 8MM DIAMETER DOTS IN 10CM SQUARE PATTERN ON SURFACE 3

3B PREFINISHED ALUMINUM WINDOW WALL: OPERABLE AWNING
ALUM. COLOUR: EXTERIOR - PPG UC752-6F DURANAR GREY VELVET
INTERIOR - PPG DURACRON K1088 WHITE
GLASS TYPE: CLEAR INNER & OUTER LITE, GUARDIAN SUNGUARD - SUPERNEUTRAL SN54 ON SURFACE 2

3C PREFINISHED ALUMINUM WINDOW WALL: OPERABLE AWNING FRIT PATTERN
ALUM. COLOUR: EXTERIOR - PPG UC752-6F DURANAR GREY VELVET
INTERIOR - PPG DURACRON K1088 WHITE
GLASS TYPE: CLEAR INNER & OUTER LITE, GUARDIAN SUNGUARD - SUPERNEUTRAL SN54 ON SURFACE 2
WHITE FRIT 8MM DIAMETER DOTS IN 10CM SQUARE PATTERN ON SURFACE 3

3D PREFINISHED ALUMINUM WINDOW WALL: GLASS SPANDREL PANEL
ALUM. COLOUR: EXTERIOR - PPG UC752-6F DURANAR GREY VELVET
INTERIOR - PPG DURACRON K1088 WHITE
GLASS TYPE: CLEAR FLOAT
COLOUR: SOLID FRIT VIRACON SUBSIDED GRAY VIA2 ON SURFACE 2

3E PREFINISHED ALUMINUM WINDOW WALL: METAL SPANDREL PANEL
ALUM. COLOUR: EXTERIOR - PPG UC752-6F DURANAR GREY VELVET
INTERIOR - PPG DURACRON K1088 WHITE
METAL PANEL: PPG UC752-6F DURANAR GREY VELVET

3F PREFINISHED ALUMINUM WINDOW WALL: METAL LOUVER
ALUM. COLOUR: EXTERIOR - PPG UC752-6F DURANAR GREY VELVET
INTERIOR - PPG DURACRON K1088 WHITE
METAL LOUVER: PPG UC752-6F DURANAR GREY VELVET

3G PREFINISHED ALUMINUM WINDOW WALL: METAL SLAB COVER
ALUM. COLOUR: EXTERIOR - PPG UC752-6F DURANAR GREY VELVET
INTERIOR - PPG DURACRON K1088 WHITE
SLAB COVER: PPG DURACRON K1088 WHITE
PPG UC1487SSL DURANAR XL STEEL SILVER CITY

4 PREFINISHED STOREFRONT CURTAINWALL: VISION PANEL (GROUND FLOOR)
ALUM. COLOUR: EXTERIOR - PPG UC752-6F DURANAR GREY VELVET
INTERIOR - PPG UC752-6F DURANAR GREY VELVET
GLASS TYPE: CLEAR INNER & OUTER LITE

4A PREFINISHED STOREFRONT CURTAINWALL: VISION PANEL FRIT PATTERN (GROUND FLOOR)
ALUM. COLOUR: EXTERIOR - PPG UC752-6F DURANAR GREY VELVET
INTERIOR - PPG UC752-6F DURANAR GREY VELVET
GLASS TYPE: CLEAR INNER & OUTER LITE, GUARDIAN SUNGUARD - SUPERNEUTRAL SN54 ON SURFACE 2
WHITE FRIT 8MM DIAMETER DOTS IN 10CM SQUARE PATTERN ON SURFACE 3

4B PREFINISHED STOREFRONT CURTAINWALL: SHADOW BOX (GROUND FLOOR)
ALUM. COLOUR: EXTERIOR - PPG UC752-6F DURANAR GREY VELVET
INTERIOR - PPG UC752-6F DURANAR GREY VELVET
GLASS TYPE: CLEAR INNER & OUTER LITE, SOLID FRIT VIRACON SUBSIDED GRAY ON SURFACE 4

4C PREFINISHED STOREFRONT CURTAINWALL: GLASS SPANDREL PANEL (GROUND FLOOR)
ALUM. COLOUR: EXTERIOR - PPG UC752-6F DURANAR GREY VELVET
INTERIOR - PPG UC752-6F DURANAR GREY VELVET
GLASS TYPE: CLEAR FLOAT
COLOUR: SOLID FRIT WARM GREY ON SURFACE 4

4D PREFINISHED STOREFRONT CURTAINWALL: METAL LOUVER (GROUND FLOOR)
ALUM. COLOUR: EXTERIOR - PPG UC752-6F DURANAR GREY VELVET
INTERIOR - PPG UC752-6F DURANAR GREY VELVET
METAL LOUVER: PPG UC752-6F DURANAR GREY VELVET

4E PREFINISHED STOREFRONT CURTAINWALL: METAL SPANDREL PANEL (GROUND FLOOR)
ALUM. COLOUR: EXTERIOR - PPG UC752-6F DURANAR GREY VELVET
INTERIOR - PPG UC752-6F DURANAR GREY VELVET
METAL PANEL: PPG UC752-6F DURANAR GREY VELVET

LEGEND

SMD SMD-BAR CONNECTION - REFER TO MECHANICAL DRAWINGS
NFHB NON-FREEZE HOSE BIBB - REFER TO MECHANICAL DRAWINGS
WDR WEATHERPROOF DUPLEX RECEPTACLE - REFER TO ELECTRICAL DRAWINGS
LF LIGHT FIXTURE - REFER TO ELECTRICAL DRAWINGS
TG TEMPERED GLASS

Window Schedule Legend 1 A4-08
NTS

Contractor Must Check And Verify All Dimensions On The Job.

Do Not Scale The Drawings.

All Drawings, Specifications And Related Documents Are The Copyright Of The Architect And Must Be Returned Upon Request.

Reproduction Of Drawings, Specifications And Related Documents In Part Or Whole Is Forbidden Without The Architects Written Permission.

The Drawing Is Not To Be Used For Construction Until Signed By The Architect.

Date

KIRKOR ARCHITECTS + PLANNERS
20 Martin Ross Avenue, Toronto, Ontario, M3J 2K8
TXT 00 645-6065, FX 00 645-1734, www.kirkorarchitects.com

No.:	Revision	Date

PROGRESS SET
January 11, 2016

No.:	Issued For	Date
1	Tender	Oct. 15, 2015

AQUAVISTA
AT BAYSIDE TORONTO

Drawing Title
Window Schedule - Level 2 - North & East Elevation

Project
Hines TRIDEL
AQUAVISTA
Block 3 - R3 & R4
263 Queens Quay East
Toronto, ON

Scale: As indicated
Drawn by: E.V. / M.M.
Checked by: C.A.
Project No.: 13148
Date: January 11, 2016
Drawing No.: A4-08

Plot Date: 1/11/2016 10:40:40 AM File Path: C:\Users\mmore\Documents\Revit 2015 Working Files\13148PCD-Model-Building R3-R4_mmore (R27).rvt