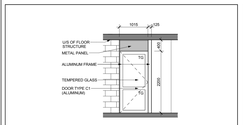

SC-1 A8-06 — TYPE: DOOR AND WINDOW ASSEMBLY (NO RATING)

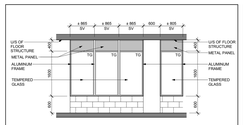

SC-2 A8-06 — TYPE: DOOR AND WINDOW ASSEMBLY (NO RATING)

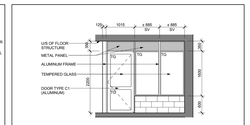

SC-3 A8-06 — TYPE: DOOR AND WINDOW ASSEMBLY (NO RATING)

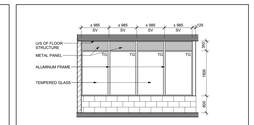

SC-4 A8-06 — TYPE: DOOR AND WINDOW ASSEMBLY (NO RATING)

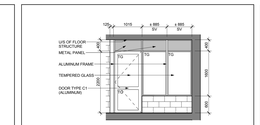

SC-5 A8-06 — TYPE: DOOR AND WINDOW ASSEMBLY (NO RATING)

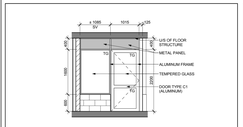

SC-6 A8-06 — TYPE: DOOR AND WINDOW ASSEMBLY (NO RATING)

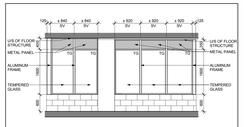

SC-7 A8-06 — TYPE: DOOR AND WINDOW ASSEMBLY (NO RATING)

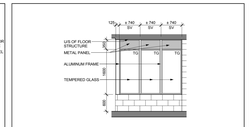

SC-8 A8-06 — TYPE: DOOR AND WINDOW ASSEMBLY (NO RATING)

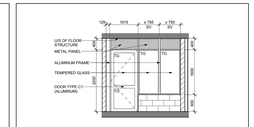

SC-9 A8-06 — TYPE: DOOR AND WINDOW ASSEMBLY (NO RATING)

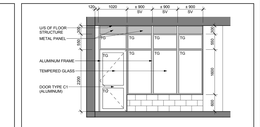

SC-10 A8-06 — TYPE: DOOR AND WINDOW ASSEMBLY (NO RATING)

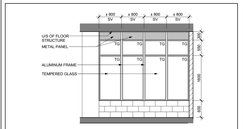

SC-11 A8-06 — TYPE: DOOR AND WINDOW ASSEMBLY (NO RATING)

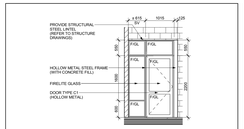

SC-12 A8-06 — TYPE: DOOR AND WINDOW ASSEMBLY (2 HR. RATING)

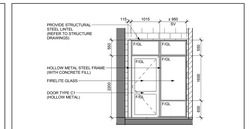

SC-13 A8-06 — TYPE: DOOR AND WINDOW ASSEMBLY (2 HR. RATING)

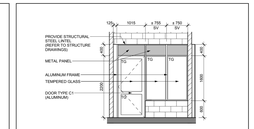

SC-14 A8-06 — TYPE: DOOR AND WINDOW ASSEMBLY (NO RATING)

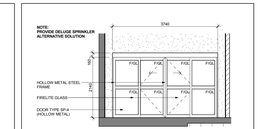

SC-15 A8-06 — TYPE: DOOR AND WINDOW ASSEMBLY (2 HR. RATING)

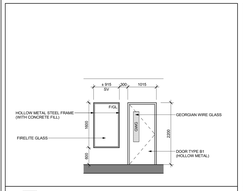

SC-16 A8-06 — TYPE: DOOR AND WINDOW ASSEMBLY (2 HR. RATING)

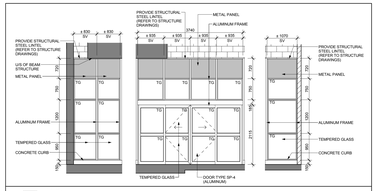

SC-17 A8-06 — TYPE: DOOR AND WINDOW ASSEMBLY (NO RATING)

Door and Frame Schedule - Level 13

Door Number	Number of Door Panels	Width	Height	Thickness	Door: Door Type	Door: Panel Material	Door: Panel Finish	Frame: Frame Type	Frame: Frame Material	Frame: Frame Finish	Fire Rating: Door	Fire Rating: Wall	Temperature Rise Label	Panic Hardware	Self Closure	Threshold	Insulated	Weather Stripping	Auto Open	Lock Hardware	Comments
1302		915	2130	45	A1	HM	PT	F1	HM	PT	90 MIN.	2 HR.	-	-	■	■	■	■	-	■	
1303		915	2130	45	A1	HM	PT	F1	HM	PT	90 MIN.	2 HR.	-	-	■	-	-	-	-	■	
1304		915	2130	45	A1	HM	PT	F1	HM	PT	90 MIN.	2 HR.	-	-	■	-	-	-	-	■	
1305		915	2130	45	A1	HM	PT	F1	HM	PT	-	-	-	-	■	-	■	■	-	-	REFER TO WINDOW SCHEDULE (ELEVATIONS), NO LOOKING MECHANISM
1306		915	2130	45	B2	HM	PT	F1	HM	PT	90 MIN.	2 HR.	-	-	■	-	-	-	-	■	
1307		915	2130	45	A1	HM	PT	F1	HM	PT	90 MIN.	2 HR.	-	-	■	-	-	-	-	■	
1308		915	2130	45	A1	HM	PT	F1	HM	PT	90 MIN.	2 HR.	-	-	■	-	-	-	-	■	
1309		915	2130	45	A1	HM	PT	F1	HM	PT	90 MIN.	2 HR.	-	-	■	-	-	-	-	■	
1310		915	2130	45	A1	HM	PT	F1	HM	PT	90 MIN.	2 HR.	-	-	■	-	-	-	-	■	
1311		915	2130	45	A1	HM	PT	F1	HM	PT	90 MIN.	2 HR.	-	-	■	-	-	-	-	■	
1312	2x	710	2440	45	A2	HM	PT	F1	HM	PT	90 MIN.	2 HR.	-	-	■	-	-	-	-	■	REFER TO ARTICAPE ID DRAWINGS FOR FINISHES.
1314		915	2130	45	B1	HM	PT	F1	HM	PT	20 MIN.	1 HR.	-	-	■	-	-	-	■	■	REFER TO ARTICAPE ID DRAWINGS FOR FINISHES, POWER OPERATED
1315		965	2440	35	OL	PRE	F2	AL	PRE	-	-	-	-	-	■	-	-	-	■	■	REFER TO ARTICAPE ID DRAWINGS FOR FINISHES, POWER OPERATED
1316		915	2130	45	A1	HM	PT	F1	HM	PT	90 MIN.	2 HR.	-	-	■	-	-	-	-	■	
1317		915	2130	45	A1	HM	PT	F1	HM	PT	90 MIN.	2 HR.	-	-	■	-	-	-	-	■	
1318		915	2130	45	A1	HM	PT	F1	HM	PT	90 MIN.	2 HR.	-	-	■	-	-	-	-	■	
1319		915	2130	45	B1	HM	PT	F1	HM	PT	90 MIN.	2 HR.	-	-	■	■	■	■	-	-	
1320		965	2135	35	OL	PRE	F2	AL	PRE	-	-	-	-	-	■	■	■	■	-	-	REFER TO WINDOW SCHEDULE (ELEVATIONS), NO LOOKING MECHANISM
1321		915	2135	35	G1	WD	PT	F3	WD	PT	45 MIN.	1 HR.	-	-	■	-	-	-	-	■	
1322		915	2135	35	G1	WD	PT	F3	WD	PT	45 MIN.	1 HR.	-	-	■	-	-	-	-	■	
Sa 13		915	2440	45	B1	HM	PT	F1	HM	PT	90 MIN.	2 HR.	-	-	■	-	■	-	-	■	REFER TO ARTICAPE ID DRAWINGS FOR FINISHES, SECURITY
Sa 134		915	2130	45	B1	HM	PT	F1	HM	PT	90 MIN.	2 HR.	-	-	■	-	■	-	-	-	SECURITY
Sb 13		915	2440	45	B1	HM	PT	F1	HM	PT	90 MIN.	2 HR.	-	-	■	-	■	-	-	■	REFER TO ARTICAPE ID DRAWINGS FOR FINISHES, MAG LOCK
Sb 134		915	2130	45	B1	HM	PT	F1	HM	PT	90 MIN.	2 HR.	-	-	■	-	■	-	-	-	
Sc 13		915	2440	45	B1	HM	PT	F1	HM	PT	90 MIN.	2 HR.	-	-	■	-	■	-	-	-	
Sc 134		915	2130	45	B1	HM	PT	F1	HM	PT	90 MIN.	2 HR.	-	-	■	-	■	-	-	-	SECURITY

Door and Frame Schedule - Typical Suites

Door Number	Number of Door Panels	Width	Height	Thickness	Door: Door Type	Door: Panel Material	Door: Panel Finish	Frame: Frame Type	Frame: Frame Material	Frame: Frame Finish	Fire Rating: Door	Fire Rating: Wall	Temperature Rise Label	Panic Hardware	Self Closure	Threshold	Insulated	Weather Stripping	Auto Open	Lock Hardware	Comments
S1		965	2135	45	G1	WD	PT	F5	MTL	PT	20 MIN.	1 HR.	-	-	■	■	-	-	-	■	DEAD BOLT - VIEW FINDER, REFER TO C-DRAWINGS FOR FINISHES
S2		965	2135	35	G1	WD	PT	F3	WD	PT	-	-	-	-	-	-	-	-	-	-	PRIVACY LOCKS FOR BATHROOM DOORS
S3		915	2135	35	G1	WD	PT	F3	WD	PT	-	-	-	-	-	-	-	-	-	-	PRIVACY LOCKS FOR BATHROOM DOORS
S4		860	2135	35	G1	WD	PT	F3	WD	PT	-	-	-	-	-	-	-	-	-	-	PRIVACY LOCKS FOR BATHROOM DOORS
S5		760	2135	35	G1	WD	PT	F3	WD	PT	-	-	-	-	-	-	-	-	-	-	PRIVACY LOCKS FOR BATHROOM DOORS
S6		760	2135	35	G1	WD	PT	F3	WD	PT	-	-	-	-	-	-	-	-	-	-	PRIVACY LOCKS FOR BATHROOM DOORS
S7		710	2135	35	G1	WD	PT	F3	WD	PT	-	-	-	-	-	-	-	-	-	-	
S8		860	2135	35	G1	WD	PT	F3	WD	PT	-	-	-	-	-	-	-	-	-	-	
S9		860	2135	35	G1	WD	PT	F3	WD	PT	-	-	-	-	-	-	-	-	-	-	
S10		510	2135	35	G1	WD	PT	F3	WD	PT	-	-	-	-	-	-	-	-	-	-	
S11		460	2135	35	G1	WD	PT	F3	WD	PT	-	-	-	-	-	-	-	-	-	-	
S12		410	2135	35	G1	WD	PT	F3	WD	PT	-	-	-	-	-	-	-	-	-	-	
S13	2x	610	2440	35	G2	WD	PT	F3	WD	PT	-	-	-	-	-	-	-	-	-	-	
S14	2x	860	2440	35	G2	WD	PT	F3	WD	PT	-	-	-	-	-	-	-	-	-	-	
S15	2x	810	2135	35	G2	WD	PT	F3	WD	PT	-	-	-	-	-	-	-	-	-	-	
S16	2x	760	2135	35	G2	WD	PT	F3	WD	PT	-	-	-	-	-	-	-	-	-	-	
S17	2x	710	2135	35	G2	WD	PT	F3	WD	PT	-	-	-	-	-	-	-	-	-	-	
S18	2x	710	2135	35	G2	WD	PT	F3	WD	PT	-	-	-	-	-	-	-	-	-	-	
S19	2x	560	2135	35	G2	WD	PT	F3	WD	PT	-	-	-	-	-	-	-	-	-	-	
S20	2x	510	2135	35	G2	WD	PT	F3	WD	PT	-	-	-	-	-	-	-	-	-	-	
S21	2x	410	2135	35	G2	WD	PT	F3	WD	PT	-	-	-	-	-	-	-	-	-	-	
S22	2x	410	2135	35	G2	WD	PT	F3	WD	PT	-	-	-	-	-	-	-	-	-	-	
S23	2x	1625 TO 6127	2135	25	H	GLMAR	-	-	-	-	-	-	-	-	-	-	-	-	-	-	FRAMELESS CLOSET MIRROR OR FROSTED GLASS SLIDER, REFER TO FEATURES LIST
S24	2x	1625 TO 6127	2135	25	H	OL	-	-	-	-	-	-	-	-	-	-	-	-	-	-	FRAMELESS BEDROOM CLEAR GLASS SLIDER, REFER TO FEATURES LIST
S24A	2x	1625 TO 6127	2135	25	JD	WD	PT	-	-	-	-	-	-	-	-	-	-	-	-	-	FRAMELESS HARD BOARD SLIDER, REFER TO FEATURES LIST
S25		965	2440	35	OL	PRE	F2	AL	PRE	-	-	-	-	-	■	-	-	-	-	■	REFER TO WINDOW SCHEDULE (ELEVATIONS)
S26		965	2440	45	G1	WD	PT	F5	MTL	PT	20 MIN.	1 HR.	-	-	■	■	-	-	-	■	DEAD BOLT - VIEW FINDER, REFER TO C-DRAWINGS FOR FINISHES
S27		965	2440	35	G1	WD	PT	F3	WD	PT	-	-	-	-	-	-	-	-	-	-	PRIVACY LOCKS FOR BATHROOM DOORS
S28		860	2440	35	G1	WD	PT	F3	WD	PT	-	-	-	-	-	-	-	-	-	-	PRIVACY LOCKS FOR BATHROOM DOORS
S29		860	2440	35	G1	WD	PT	F3	WD	PT	-	-	-	-	-	-	-	-	-	-	PRIVACY LOCKS FOR BATHROOM DOORS
S30		810	2440	35	G1	WD	PT	F3	WD	PT	-	-	-	-	-	-	-	-	-	-	PRIVACY LOCKS FOR BATHROOM DOORS
S31		760	2440	35	G1	WD	PT	F3	WD	PT	-	-	-	-	-	-	-	-	-	-	PRIVACY LOCKS FOR BATHROOM DOORS
S32		710	2440	35	G1	WD	PT	F3	WD	PT	-	-	-	-	-	-	-	-	-	-	
S33		710	2440	35	G1	WD	PT	F3	WD	PT	-	-	-	-	-	-	-	-	-	-	
S34		560	2440	35	G1	WD	PT	F3	WD	PT	-	-	-	-	-	-	-	-	-	-	
S35		510	2440	35	G1	WD	PT	F3	WD	PT	-	-	-	-	-	-	-	-	-	-	
S36		460	2440	35	G1	WD	PT	F3	WD	PT	-	-	-	-	-	-	-	-	-	-	
S37		410	2440	35	G1	WD	PT	F3	WD	PT	-	-	-	-	-	-	-	-	-	-	
S38	2x	915	2440	35	G2	WD	PT	F3	WD	PT	-	-	-	-	-	-	-	-	-	-	
S39	2x	860	2440	35	G2	WD	PT	F3	WD	PT	-	-	-	-	-	-	-	-	-	-	
S40	2x	810	2440	35	G2	WD	PT	F3	WD	PT	-	-	-	-	-	-	-	-	-	-	
S41	2x	760	2440	35	G2	WD	PT	F3	WD	PT	-	-	-	-	-	-	-	-	-	-	
S42	2x	710	2440	35	G2	WD	PT	F3	WD	PT	-	-	-	-	-	-	-	-	-	-	
S43	2x	610	2440	35	G2	WD	PT	F3	WD	PT	-	-	-	-	-	-	-	-	-	-	
S44	2x	560	2440	35	G2	WD	PT	F3	WD	PT	-	-	-	-	-	-	-	-	-	-	
S45	2x	510	2440	35	G2	WD	PT	F3	WD	PT	-	-	-	-	-	-	-	-	-	-	
S46	2x	460	2440	35	G2	WD	PT	F3	WD	PT	-	-	-	-	-	-	-	-	-	-	
S47	2x	410	2440	35	G2	WD	PT	F3	WD	PT	-	-	-	-	-	-	-	-	-	-	
S48	2x	1625 TO 6127	2440	25	H	GLMAR	-	-	-	-	-	-	-	-	-	-	-	-	-	-	FRAMELESS CLOSET MIRROR OR FROSTED GLASS SLIDER, REFER TO FEATURES LIST
S49	2x	1625 TO 6127	2440	25	H	OL	-	-	-	-	-	-	-	-	-	-	-	-	-	-	FRAMELESS BEDROOM CLEAR GLASS SLIDER, REFER TO FEATURES LIST
S50	2x	1625 TO 6127	2440	45	JR	WD	PT	-	-	-	-	-	-	-	-	-	-	-	-	-	FIVE PANEL POCKET DOOR
S51		860	2438	45	D1	OL	PRE	F2	AL	PRE	-	-	-	-	■	■	■	-	-	■	REFER TO WINDOW SCHEDULE (ELEVATIONS)
S52		1400	2438	45	F	OL	PRE	F2	AL	PRE	-	-	-	-	■	■	■	-	-	■	REFER TO WINDOW SCHEDULE (ELEVATIONS)
S60		810	2440	35	G1	WD	PT	-	-	-	-	-	-	-	-	-	-	-	-	-	PRIVACY LOCKS FOR BATHROOM DOORS, FRAMELESS DOOR
S61		760	2440	35	G1	WD	PT	-	-	-	-	-	-	-	-	-	-	-	-	-	FRAMELESS DOOR
S62	2x	610	2440	35	G2	WD	PT	-	-	-	-	-	-	-	-	-	-	-	-	-	FRAMELESS DOOR
S63	2x	460	2440	35	G2	WD	PT	-	-	-	-	-	-	-	-	-	-	-	-	-	FRAMELESS DOOR
S64		760	2440	40	JD	WD	PT	-	-	-	-	-	-	-	-	-	-	-	-	-	DOUBLE POCKET DOOR
S65		760	2440	40	JD	WD	PT	-	-	-	-	-	-	-	-	-	-	-	-	-	DOUBLE POCKET DOOR
S66		915	2440	40	JD	WD	PT	-	-	-	-	-	-	-	-	-	-	-	-	-	DOUBLE POCKET DOOR
S67		965	2440	40	JD	WD	PT	-	-	-	-	-	-	-	-	-	-	-	-	-	DOUBLE POCKET DOOR

Door Schedule 2 A8-06

TYPICAL DOOR

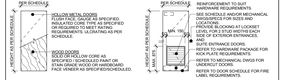

BARRIER FREE CLEARANCES :

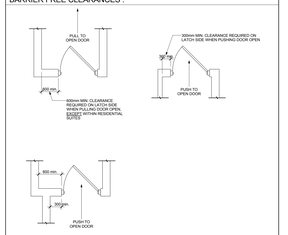

DOOR TYPES :

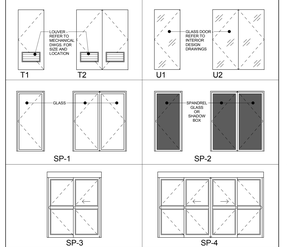

Typical Door Type Notes and Legend 1 A8-06
NTS

DOOR GENERAL NOTES

1. ALL DOORS WITHIN REQUIRED FIRE SEPARATIONS TO BE PROVIDED WITH POSITIVE LATCHING DEVICES AND SELF-CLOSING AND MUST HAVE APPROPRIATE LABELED DOOR, FRAME AND HARDWARE, OBC REFERENCE 3.1.8.11.(1) AND 3.1.8.13
2. DOORS WITH SELF-CLOSING HARDWARE WITHIN THE REQUIRED FIRE SEPARATION TO CONFIRM TO O.B.C. TABLE 3.3.1
3. DOORS WITH TEMPERATURE RISE RATINGS (T.R.R.) INDICATING THAT THE DOOR HAS A MAXIMUM TEMPERATURE RISE OF 250°C WITHIN 30 MINUTES OF FIRE ON THE SIDE OPPOSITE THE DOOR, ARE REQUIRED IN DOORS TO EXIT STAIRS FROM THE PARKING GARAGE, DOORS LOCATED WITHIN FIRE WALLS, AND DOORS THAT ARE LOCATED WITHIN MEASURE A VESTIBULES.
4. ALL FRAMES OF DOORS WITHIN CONCRETE OR CONCRETE BLOCK 2H FIRE SEPARATIONS AND FIRE WALLS ARE TO BE SEALED TO THE WALL WITH EITHER 2H MASONRY OR CONCRETE ONLY.
5. ALL THRESHOLDS TO BE ALUMINUM UNLESS OTHERWISE NOTED.
6. ALL INSULATED DOORS TO BE DOUBLE GLAZED.
7. SEE ELECTRICAL DRAWINGS AND SPECIFICATIONS FOR LOCATION OF MAGNETIC LOCKING DEVICES AND AUTOMATIC DOORS TO OPEN UPON ACTIVATION OF FIRE ALARM.
8. CONDOMINIUM SECURITY REQUIREMENTS (I.E. DOOR ENTRY) IS BY OTHERS.

LEGEND:

TYPE:		FINISHES & MATERIALS:		NOTES & REMARKS:	
AL	ALUMINUM	ANOD	CLEAR ANODIZED	AD	BARRIER FREE AUTOMATIC DOOR
FG	FROSTED GLASS	GALV	GALVANIZED	FIRE	POWER DOOR ACTIVATED BY ALARM
HC	HOLLOW CORE	GL	GLASS	TRL	TEMPERATURE RISE LABLE
HCAP	HANDICAPPED	FIGL	FIRELITE GLASS	WS	WEATHER STRIPPING
HM	HOLLOW METAL	TG	TEMPERED GLASS	THK	THICKNESS
LV	LOUVER	GWG	GEORGIAN WIRED GLASS	CL	CLOSURE
LINK	CHAIN LINK	MDF	MEDIAN DENSITY FIBREBOARD	FLR	FLOOR
MAS	MASONITE	PLAM	PLASTIC LAMINATE	INSUL	INSULATED
MIR	MIRROR	PT	PAINTED	THRHD	THRESHOLD
MTL	METAL	STN	STAINED	AFP	ABOVE FINISHED FLOOR
SC	SOLID CORE	WV	WOOD VENEER	SV	SITE VERIFY
SSC	SEMI-SOLID CORE	VIN	VINYL	ID	REFER TO INTERIOR DESIGN DRAWINGS
OH	OVERHEAD	P	PLASTIC	CR	CARD READER
WD	WOOD	PRE	PRE FINISHED	ES	ELECTRIC STRIKE
STL	STEEL	MAR	MARBLE	ML	MAG LOCK
RB	RUBBER	X	PURCHASER SELECTED	SDU	SECURITY DEVICE REFER TO SECURITY DRAWINGS.
		IGU	INSULATED GLASS UNIT		

FRAME TYPES:

F1	HOLLOW METAL IN BLOCK OR CONCRETE/DRYWALL
F2	ALUMINUM
F3	WOOD IN SUITES SIZE VARIES TO PARTITION
F4	HOLLOW METAL THERMALLY BROKEN
F5	METAL - READY FRAME

DOOR TYPES:

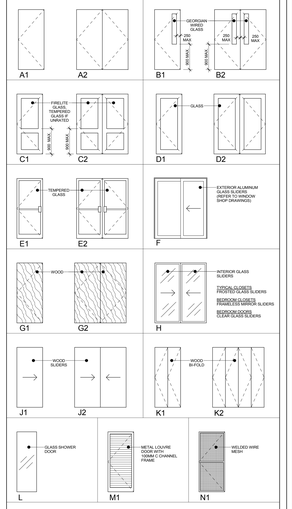

Contractor Must Check And Verify All Dimensions On The Job.

Do Not Scale The Drawings.

All Drawings, Specifications And Related Documents Are The Copyright Of The Architect And Must Be Returned Upon Request.

Reproduction Of Drawings, Specifications And Related Documents In Part Or Whole Is Forbidden Without The Architects Written Permission.

The Drawing Is Not To Be Used For Construction Until Signed By The Architect.

Date: October 15, 2015

Tender

KIRKOR ARCHITECTS + PLANNERS
20 Martin Ross Avenue, Toronto, Ontario, M3J 2K8
TAX (416) 665-6565, FAX (416) 665-1234, www.kirkorarchitects.com

No.:	Revision	Date:
3.	Tender	Oct. 15, 2015
2.	Building Permit	June 12, 2015
1.	Waterfront Toronto Review	May 1, 2015

No.:	Issued For	Date:

AQUAVISTA
AT BAYSIDE TORONTO

Drawing Title

Door & Frame Schedule, General Notes & Parking Screen Elevations

Project

Hines TRIDEL
AQUAVISTA
Block 3 - R3 & R4
263 Queens Quay East
Toronto, ON

Scale: 1 : 50

Drawn by: M.N. / E.V.

Checked by: C.A.

Project No.: 13148

Date: October 15, 2015

Drawing No.: A8-06