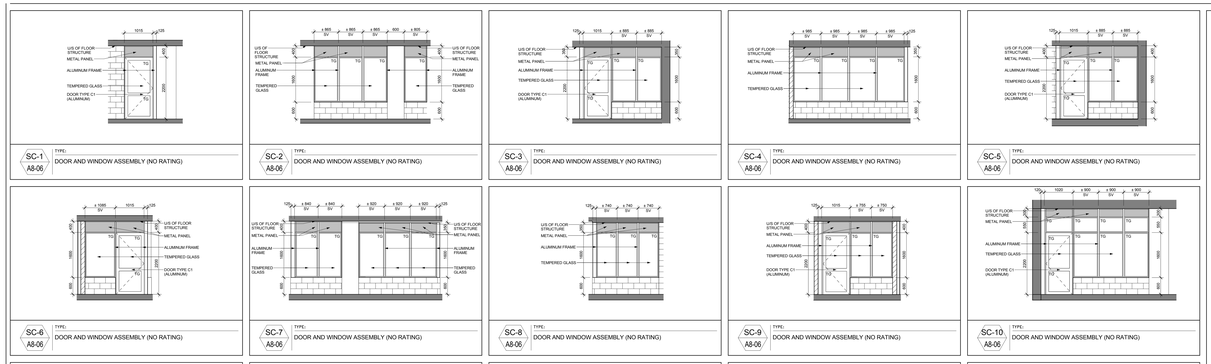

Door and Frame Schedule - Level 13

Door Number	Number of Door Panels	Width	Height	Thickness	Door: Door Type	Door: Panel Material	Door: Panel Finish	Frame: Frame Type	Frame: Frame Material	Frame: Frame Finish	Fire Rating: Fire Rating (Door)	Fire Rating: Fire Rating (Wall)	Temperature Rise Label	Panic Hardware	Self Closure	Threshold	Insulated	Weather Stripping	Auto Open	Lock Hardware	Comments
1302		915	2130	45	A1	HM	PT	F1	HM	PT	90 MIN.	2 HR.	-	-	●	●	●	●	-	●	
1303		915	2130	45	A1	HM	PT	F1	HM	PT	90 MIN.	2 HR.	-	-	●	-	-	-	-	●	
1304		915	2130	45	A1	HM	PT	F1	HM	PT	90 MIN.	2 HR.	-	-	●	-	-	-	-	●	
1305		915	2130	45	A1	HM	PT	F1	HM	PT	-	-	-	-	●	●	●	-	-	-	REFER TO WINDOW SCHEDULE ELEVATIONS, NO LOOKING MECHANISM
1306		915	2130	45	B2	HM	PT	F1	HM	PT	90 MIN.	2 HR.	-	-	●	-	-	-	-	●	
1307		915	2130	45	A1	HM	PT	F1	HM	PT	90 MIN.	2 HR.	-	-	●	-	-	-	-	●	
1308		915	2130	45	A1	HM	PT	F1	HM	PT	90 MIN.	2 HR.	-	-	●	-	-	-	-	●	
1309		915	2130	45	A1	HM	PT	F1	HM	PT	90 MIN.	2 HR.	-	-	●	-	-	-	-	●	
1310		915	2130	45	A1	HM	PT	F1	HM	PT	90 MIN.	2 HR.	-	-	●	-	-	-	-	●	
1311		915	2130	45	A1	HM	PT	F1	HM	PT	90 MIN.	2 HR.	-	-	●	-	-	-	-	●	
1312	2x	710	2440	45	A2	HM	PT	F1	HM	PT	90 MIN.	2 HR.	-	-	●	-	-	-	-	●	REFER TO ARTICAPE ID DRAWINGS FOR FINISHES
1314		915	2130	45	B1	HM	PT	F1	HM	PT	20 MIN.	1 HR.	-	-	●	-	-	-	-	●	REFER TO ARTICAPE ID DRAWINGS FOR FINISHES
1315		965	2438	35	G1	OL	PRE	F2	AL	PRE	-	-	-	-	●	-	-	-	-	●	REFER TO ARTICAPE ID DRAWINGS FOR FINISHES
1216		915	2130	45	A1	HM	PT	F1	HM	PT	90 MIN.	2 HR.	-	-	●	-	-	-	-	-	
1217		915	2130	45	A1	HM	PT	F1	HM	PT	90 MIN.	2 HR.	-	-	●	-	-	-	-	-	
1218		915	2130	45	A1	HM	PT	F1	HM	PT	90 MIN.	2 HR.	-	-	●	-	-	-	-	-	
1219		915	2130	45	B1	HM	PT	F1	HM	PT	90 MIN.	2 HR.	-	-	●	●	●	●	-	-	
1220		965	2438	35	G1	OL	PRE	F2	AL	PRE	-	-	-	-	●	●	●	●	-	-	REFER TO WINDOW SCHEDULE ELEVATIONS, NO LOOKING MECHANISM
1321		915	2130	45	A1	HM	PT	F1	HM	PT	45 MIN.	1 HR.	-	-	●	-	-	-	-	-	
1322		915	2130	45	B1	HM	PT	F1	HM	PT	90 MIN.	2 HR.	-	-	●	-	-	-	-	●	REFER TO ARTICAPE ID DRAWINGS FOR FINISHES, SECURITY
Ex 13		915	2130	45	B1	HM	PT	F1	HM	PT	90 MIN.	2 HR.	-	-	●	-	-	-	-	●	SECURITY
Ex 13A		915	2130	45	B1	HM	PT	F1	HM	PT	90 MIN.	2 HR.	-	-	●	-	-	-	-	●	REFER TO ARTICAPE ID DRAWINGS FOR FINISHES, MAG LOCK
1 13		915	2130	45	B1	HM	PT	F1	HM	PT	90 MIN.	2 HR.	-	-	●	-	-	-	-	●	
2 13		915	2130	45	B1	HM	PT	F1	HM	PT	90 MIN.	2 HR.	-	-	●	-	-	-	-	●	SECURITY
1-13A		915	2130	45	B1	HM	PT	F1	HM	PT	90 MIN.	2 HR.	-	-	●	●	●	●	-	-	

Door and Frame Schedule - Typical Suites

Door Number	Number of Door Panels	Width	Height	Thickness	Door: Door Type	Door: Panel Material	Door: Panel Finish	Frame: Frame Type	Frame: Frame Material	Frame: Frame Finish	Fire Rating: Fire Rating (Door)	Fire Rating: Fire Rating (Wall)	Temperature Rise Label	Panic Hardware	Self Closure	Threshold	Insulated	Weather Stripping	Auto Open	Lock Hardware	Comments
S1		965	2130	45	G1	WD	PT	F5	WD	PT	20 MIN.	1 HR.	-	-	●	●	-	-	-	●	DEAD BOLT - VIEW FINDER. REFER TO ID DRAWINGS FOR FINISHES
S2		860	2130	35	G1	WD	PT	F3	WD	PT	-	-	-	-	-	-	-	-	-	-	PRIVACY LOCKS FOR BATHROOM DOORS
S3		915	2130	35	G1	WD	PT	F3	WD	PT	-	-	-	-	-	-	-	-	-	-	PRIVACY LOCKS FOR BATHROOM DOORS
S4		860	2130	35	G1	WD	PT	F3	WD	PT	-	-	-	-	-	-	-	-	-	-	PRIVACY LOCKS FOR BATHROOM DOORS
S5		860	2130	35	G1	WD	PT	F3	WD	PT	-	-	-	-	-	-	-	-	-	-	PRIVACY LOCKS FOR BATHROOM DOORS
S6		760	2130	35	G1	WD	PT	F3	WD	PT	-	-	-	-	-	-	-	-	-	-	PRIVACY LOCKS FOR BATHROOM DOORS
S7		710	2130	35	G1	WD	PT	F3	WD	PT	-	-	-	-	-	-	-	-	-	-	
S8		860	2130	35	G1	WD	PT	F3	WD	PT	-	-	-	-	-	-	-	-	-	-	
S9		860	2130	35	G1	WD	PT	F3	WD	PT	-	-	-	-	-	-	-	-	-	-	
S10		610	2130	35	G1	WD	PT	F3	WD	PT	-	-	-	-	-	-	-	-	-	-	
S11		460	2130	35	G1	WD	PT	F3	WD	PT	-	-	-	-	-	-	-	-	-	-	
S12		410	2130	35	G1	WD	PT	F3	WD	PT	-	-	-	-	-	-	-	-	-	-	
S13	2x	610	2130	35	G1	WD	PT	F3	WD	PT	-	-	-	-	-	-	-	-	-	-	
S14	2x	860	2130	35	G1	WD	PT	F3	WD	PT	-	-	-	-	-	-	-	-	-	-	
S15	2x	810	2130	35	G2	WD	PT	F3	WD	PT	-	-	-	-	-	-	-	-	-	-	
S16	2x	760	2130	35	G2	WD	PT	F3	WD	PT	-	-	-	-	-	-	-	-	-	-	
S17	2x	710	2130	35	G2	WD	PT	F3	WD	PT	-	-	-	-	-	-	-	-	-	-	
S18	2x	610	2130	35	G2	WD	PT	F3	WD	PT	-	-	-	-	-	-	-	-	-	-	
S19	2x	560	2130	35	G2	WD	PT	F3	WD	PT	-	-	-	-	-	-	-	-	-	-	
S20	2x	510	2130	35	G2	WD	PT	F3	WD	PT	-	-	-	-	-	-	-	-	-	-	
S21	2x	460	2130	35	G2	WD	PT	F3	WD	PT	-	-	-	-	-	-	-	-	-	-	
S22	2x	410	2130	35	G2	WD	PT	F3	WD	PT	-	-	-	-	-	-	-	-	-	-	
S23	2x	1828.TO.FIT	2130	25	H	GLMR	-	-	-	-	-	-	-	-	-	-	-	-	-	-	FRAMELESS CLOSET MIRROR OR FROSTED GLASS SLIDER. REFER TO FEATURES LIST
S24	2x	1828.TO.FIT	2130	25	H	OL	-	-	-	-	-	-	-	-	-	-	-	-	-	-	FRAMELESS BEDROOM CLEAR GLASS SLIDER. REFER TO FEATURES LIST
S25		610	2130	25	L	OL	-	-	-	-	-	-	-	-	-	-	-	-	-	-	SHADOW BOX
S26		860	2130	35	G1	WD	PT	F5	MTL	PT	20 MIN.	1 HR.	-	-	●	●	-	-	-	●	DEAD BOLT - VIEW FINDER. REFER TO ID DRAWINGS FOR FINISHES
S27		965	2440	35	G1	WD	PT	F3	WD	PT	-	-	-	-	-	-	-	-	-	-	PRIVACY LOCKS FOR BATHROOM DOORS
S28		915	2440	35	G1	WD	PT	F3	WD	PT	-	-	-	-	-	-	-	-	-	-	PRIVACY LOCKS FOR BATHROOM DOORS
S29		860	2440	35	G1	WD	PT	F3	WD	PT	-	-	-	-	-	-	-	-	-	-	PRIVACY LOCKS FOR BATHROOM DOORS
S30		810	2440	35	G1	WD	PT	F3	WD	PT	-	-	-	-	-	-	-	-	-	-	PRIVACY LOCKS FOR BATHROOM DOORS
S31		760	2440	35	G1	WD	PT	F3	WD	PT	-	-	-	-	-	-	-	-	-	-	PRIVACY LOCKS FOR BATHROOM DOORS
S32		710	2440	35	G1	WD	PT	F3	WD	PT	-	-	-	-	-	-	-	-	-	-	
S33		610	2440	35	G1	WD	PT	F3	WD	PT	-	-	-	-	-	-	-	-	-	-	
S34		560	2440	35	G1	WD	PT	F3	WD	PT	-	-	-	-	-	-	-	-	-	-	
S35		510	2440	35	G1	WD	PT	F3	WD	PT	-	-	-	-	-	-	-	-	-	-	
S36		460	2440	35	G1	WD	PT	F3	WD	PT	-	-	-	-	-	-	-	-	-	-	
S37	2x	710	2440	35	G1	WD	PT	F3	WD	PT	-	-	-	-	-	-	-	-	-	-	
S38	2x	860	2440	35	G2	WD	PT	F3	WD	PT	-	-	-	-	-	-	-	-	-	-	
S39	2x	810	2440	35	G2	WD	PT	F3	WD	PT	-	-	-	-	-	-	-	-	-	-	
S40	2x	760	2440	35	G2	WD	PT	F3	WD	PT	-	-	-	-	-	-	-	-	-	-	
S41	2x	710	2440	35	G2	WD	PT	F3	WD	PT	-	-	-	-	-	-	-	-	-	-	
S42	2x	610	2440	35	G2	WD	PT	F3	WD	PT	-	-	-	-	-	-	-	-	-	-	
S43	2x	560	2440	35	G2	WD	PT	F3	WD	PT	-	-	-	-	-	-	-	-	-	-	
S44	2x	510	2440	35	G2	WD	PT	F3	WD	PT	-	-	-	-	-	-	-	-	-	-	
S45	2x	460	2440	35	G2	WD	PT	F3	WD	PT	-	-	-	-	-	-	-	-	-	-	
S46	2x	410	2440	35	G2	WD	PT	F3	WD	PT	-	-	-	-	-	-	-	-	-	-	
S47	2x	410	2440	35	G2	WD	PT	F3	WD	PT	-	-	-	-	-	-	-	-	-	-	
S48	2x	1828.TO.FIT	2440	25	H	GLMR	-	-	-	-	-	-	-	-	-	-	-	-	-	-	FRAMELESS CLOSET MIRROR OR FROSTED GLASS SLIDER. REFER TO FEATURES LIST
S49	2x	1828.TO.FIT	2440	25	H	OL	-	-	-	-	-	-	-	-	-	-	-	-	-	-	FRAMELESS BEDROOM CLEAR GLASS SLIDER. REFER TO FEATURES LIST
S50	2x	610	2440	25	L	OL	MT	-	-	-	-	-	-	-	-	-	-	-	-	-	SHADOW BOX
S51		860	2438	45	G1	OL	PRE	F2	AL	PRE	-	-	-	-	●	●	●	●	-	●	REFER TO WINDOW SCHEDULE ELEVATIONS
S52		VARIES	2438	45	F	OL	PRE	F2	AL	PRE	-	-	-	-	●	●	●	●	-	●	REFER TO WINDOW SCHEDULE ELEVATIONS
S60		915	2440	35	G1	WD	PT	-	-	-	-	-	-	-	-	-	-	-	-	-	PRIVACY LOCKS FOR BATHROOM DOORS, FRAMELESS DOOR
S61		610	2440	35	G1	WD	PT	-	-	-	-	-	-	-	-	-	-	-	-	-	FRAMELESS DOOR
S63	2x	610	2440	35	G1	WD	PT	-	-	-	-	-	-	-	-	-	-	-	-	-	FRAMELESS DOOR
S63		460	2440	35	G1	WD	PT	-	-	-	-	-	-	-	-	-	-	-	-	-	FRAMELESS DOOR
S64		610	2440	40	J1	WD	PT	-	-	-	-	-	-	-	-	-	-	-	-	-	SINGLE POCKET DOOR
S65		610	2440	40	J1	WD	PT	-	-	-	-	-	-	-	-	-	-	-	-	-	SINGLE POCKET DOOR
S66		910	2440	40	J2	WD	PT	-	-	-	-	-	-	-	-	-	-	-	-	-	DOUBLE POCKET DOOR
S67		560	2440	40	J2	WD	PT	-	-	-	-	-	-	-	-	-	-	-	-	-	DOUBLE POCKET DOOR

Door Schedule 2 A8-06

TYPICAL DOOR

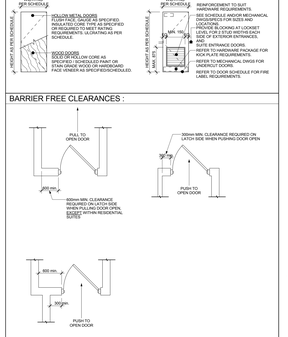

BARRIER FREE CLEARANCES :

DOOR TYPES :

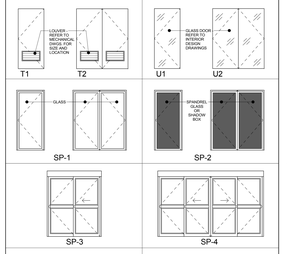

DOOR GENERAL NOTES

1. ALL DOORS WITHIN REQUIRED FIRE SEPARATIONS TO BE PROVIDED WITH POSITIVE LATCHING DEVICES AND SELF-CLOSING AND MUST HAVE APPROPRIATE LABELED DOOR, FRAME AND HARDWARE, OBC REFERENCE 3.1.8.11.1 AND 3.1.8.13
2. DOORS WITH SELF-CLOSING HARDWARE WITHIN THE REQUIRED FIRE SEPARATION TO CONFIRM TO O.B.C. TABLE 3.3.1
3. DOORS WITH TEMPERATURE RISE RATINGS (T.R.R.) INDICATING THAT THE DOOR HAS A MAXIMUM TEMPERATURE RISE OF 250°C WITHIN 30 MINUTES OF FIRE ON THE SIDE OPPOSITE THE DOOR, ARE REQUIRED IN DOORS TO EXIT STAIRS FROM THE PARKING GARAGE, DOORS LOCATED WITHIN FIRE WALLS, AND DOORS THAT ARE LOCATED WITHIN MEASURE-IN-VESTIBULES.
4. ALL FRAMES OF DOORS WITHIN CONCRETE OR CONCRETE BLOCK 2H FIRE SEPARATIONS AND FIRE WALLS ARE TO BE SEALED TO THE WALL WITH EITHER 2H MASONRY OR CONCRETE ONLY.
5. ALL THRESHOLDS TO BE ALUMINUM UNLESS OTHERWISE NOTED.
6. ALL INSULATED DOORS TO BE DOUBLE GLAZED.
7. SEE ELECTRICAL DRAWINGS AND SPECIFICATIONS FOR LOCATION OF MAGNETIC LOCKING DEVICES AND AUTOMATIC DOORS TO OPEN UPON ACTIVATION OF FIRE ALARM.
8. CONCIRRANUM SECURITY REQUIREMENTS (I.E. DOOR ENTRY) IS BY OTHERS.

LEGEND:

TYPE:	FINISHES & MATERIALS:		NOTES & REMARKS:	
AL ALUMINUM	ANOD CLEAR ANODIZED		AD BARRIER FREE AUTOMATIC DOOR	
FG FROSTED GLASS	GALV GALVANIZED		FIRE POWER DOOR ACTIVATED BY ALARM	
HC HOLLOW CORE	GL GLASS		TRL TEMPERATURE RISE LABLE	
HCAP HANDICAPPED	FGL FIRELITE GLASS		WS WEATHER STRIPPING	
HM HOLLOW METAL	TG TEMPERED GLASS		THK THICKNESS	
LV LOUVER	GWG GEORGIAN WIRED GLASS		CL CLOSURE	
LINK CHAIN LINK	MDF MEDIAN DENSITY FIBREBOARD		FLR FLOOR	
MAS MASONITE	PLAM PLASTIC LAMINATE		INSUL INSULATED	
MIR MIRROR	PT PAINTED		THRHD THRESHOLD	
MTL METAL	STN STAINED		AFF ABOVE FINISHED FLOOR	
SC SOLID CORE	WV WOOD VENEER		SV SITE VERIFY	
SSC SEMI-SOLID CORE	VIN VINYL		ID REFER TO INTERIOR DESIGN DRAWINGS	
OH OVERHEAD	P PLASTIC		CR CARD READER	
WD WOOD	PRE PRE FINISHED		ES ELECTRIC STRIKE	
STL STEEL	MAR MARBLE		ML MAG LOCK	
RB RUBBER	X PURCHASER SELECTED		SDU SECURITY DEVICE REFER TO SECURITY DRAWINGS.	
	IGU INSULATED GLASS UNIT			

FRAME TYPES:

F1 HOLLOW METAL IN BLOCK OR CONCRETE/DRYWALL

F2 ALUMINUM

F3 WOOD IN SUITES SIZE VARIES TO PARTITION

F4 HOLLOW METAL THERMALLY BROKEN

F5 METAL - READY FRAME

DOOR TYPES:

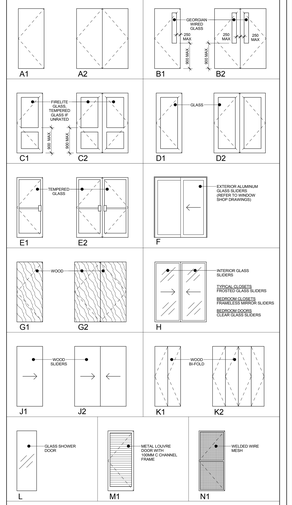

Typical Door Type Notes and Legend 1 A8-06

Contractor Must Check And Verify All Dimensions On The Job.

Do Not Scale The Drawings.

All Drawings, Specifications And Related Documents Are The Copyright Of The Architect And Must Be Returned Upon Request.

Reproduction Of Drawings, Specifications And Related Documents In Part Or Whole Is Prohibited Without The Architects Written Permission.

The Drawing Is Not To Be Used For Construction Until Signed By The Architect.

Date:

KIRKOR ARCHITECTS + PLANNERS
20 Martin Ross Avenue, Toronto, Ontario, M3J 2K8
TAI 0 665-6565, FAI 0 665-1234, www.kirkorarchitects.com

No.:	Revision	Date

PROGRESS SET
August 28, 2015

No.:	Issued For	Date
2.	Building Permit	June 12, 2015
1.	Waterfront Toronto Review	May 1, 2015

AQUAVISTA
AT BAYSIDE TORONTO

Drawing Title

Door & Frame Schedule, General Notes & Parking Screen Elevations

Project

Hines TRIDEL
AQUAVISTA
Block 3 - R3 & R4
263 Queens Quay East
Toronto, ON

Scale	1 : 50
Drawn by	M.N. / E.V.
Checked by	C.A.
Project No.	13148
Date	August 28, 2015
Drawing No.	A8-06