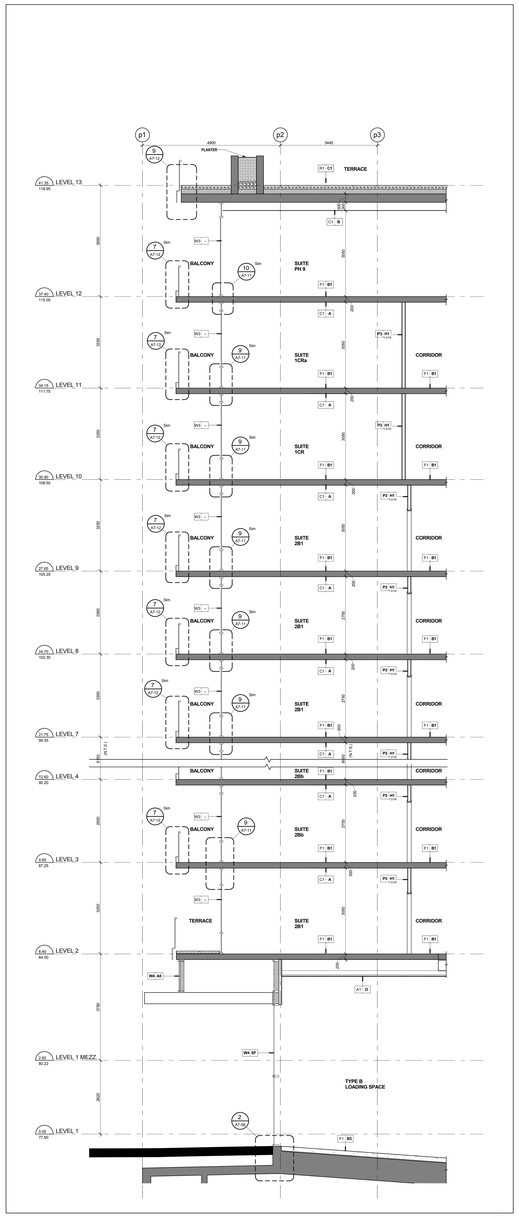

Section between Grids G & H North Side 7 A7-01
Scale: 1 : 50

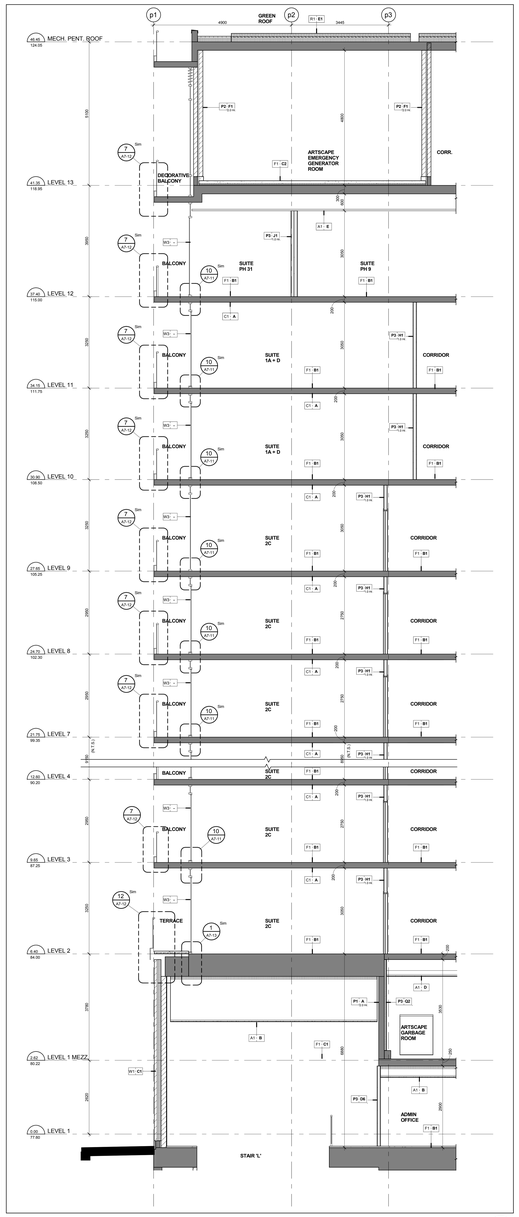

Section between Grids E & F North Side 6 A7-01
Scale: 1 : 50

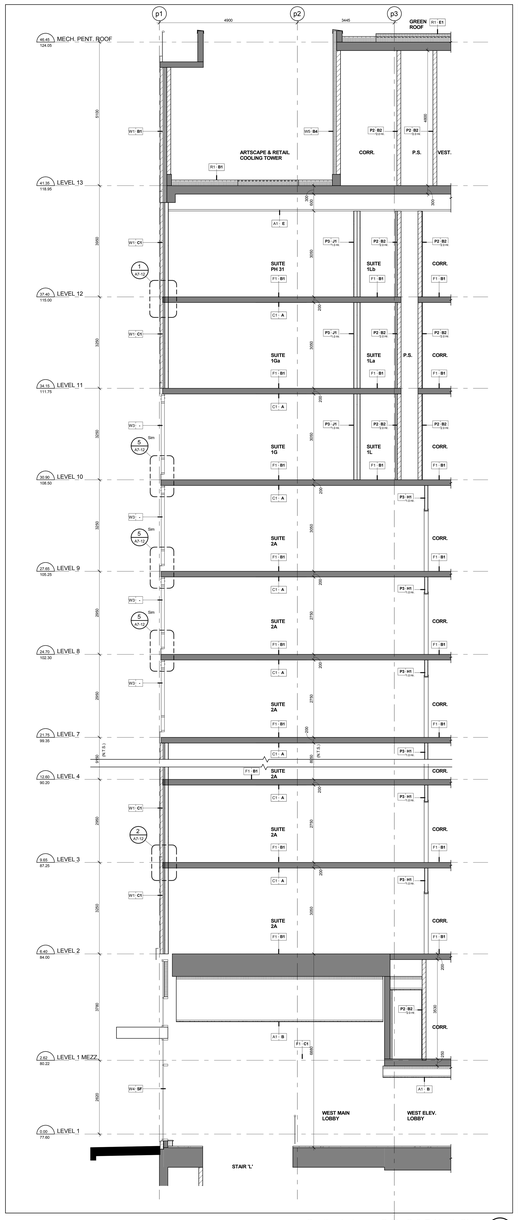

Section between Grids C & D North Side 5 A7-01
Scale: 1 : 50

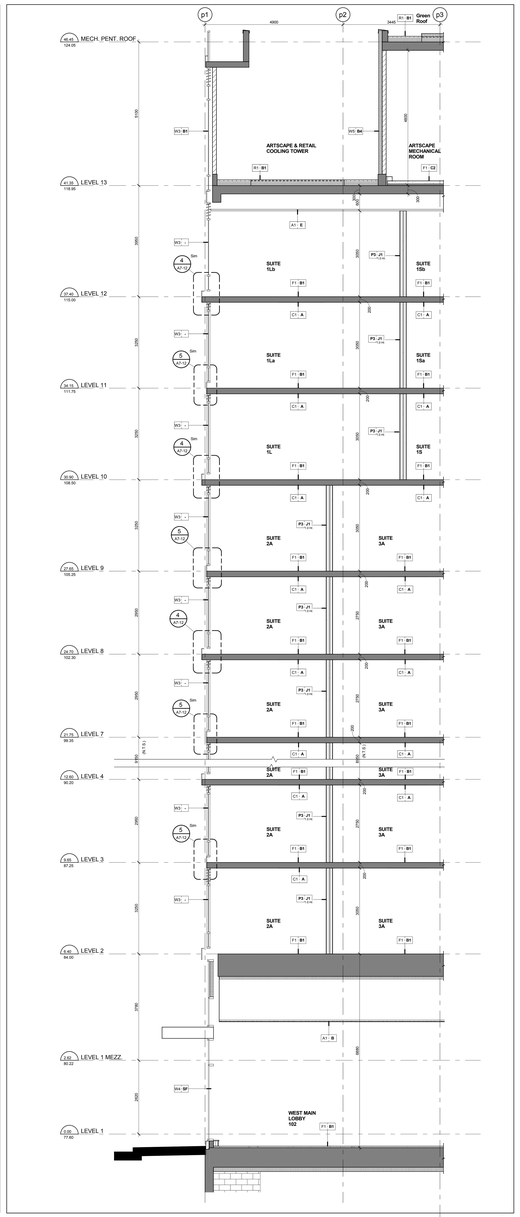

Section between Grids A & B North Side 4 A7-01
Scale: 1 : 30

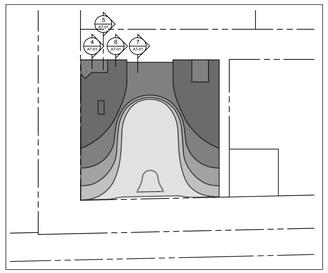

Wall Section Key Plan 3 A7-01
Scale: 1 : 700

BUILDING SECTION KEY NOTES

1. CONCRETE SLAB (REFER TO STRUCTURAL DRAWING)
2. CONCRETE COLUMN (REFER TO STRUCTURAL DRAWING)
3. CONCRETE COLUMN BEYOND (REFER TO STRUCTURAL DRAWING)
4. STRUCTURAL BEAM (REFER TO STRUCTURAL DRAWING)
5. STRUCTURAL BEAM BEYOND (REFER TO STRUCTURAL DRAWING)
6. CONCRETE FOOTING (REFER TO STRUCTURAL DRAWING)
7. CONCRETE BLOCK WALL (REFER TO PLANS)
8. ALUMINUM WINDOW WALL SYSTEM (REFER TO WINDOW SCHEDULE)
9. CURTAIN WALL WINDOW SYSTEM (REFER TO WINDOW SCHEDULE)
10. PRE-FINISHED METAL LOUVER
11. ARCHITECTURAL METAL LOUVER
12. OVERHEAD GARAGE DOOR
13. RAILING SYSTEM
14. METAL SOFFIT CANOPY

Wall Section Key Notes 2 A7-01

EXTERIOR RAILING TYPE LEGEND

13148 - AQUAVISTA
UPDATED: MARCH 23, 2015

R1 ALUMINUM BALCONY RAILING WITH SLAB COVER
METAL: ALUMINUM
COLOUR: PRO-UC1087(SSL DURAMAR XL STEEL CITY SILVER
GLASS: CLEAR HEAT SOAKED TEMPERED GLASS
REFER TO DETAIL: 8 / A7-XX

R1A ALUMINUM BALCONY RAILING WITH SLAB COVER BIRD FRIENDLY FRIT PATTERN
METAL: ALUMINUM
COLOUR: PRO-UC1087(SSL DURAMAR XL STEEL CITY SILVER
GLASS: CLEAR HEAT SOAKED TEMPERED GLASS
FRIT PATTERN: WHITE FRIT 8MM DIAMETER DOTS IN 100M SQUARE PATTERN
REFER TO DETAIL: 8 / A7-XX
NOTE: REFER TO ELEVATIONS FOR LOCATION OF FRIT PATTERN

R2 ALUMINUM TERRACE RAILING WITH SLAB COVER - ON CONCRETE
METAL: ALUMINUM
COLOUR: PRO-UC1087(SSL DURAMAR XL STEEL CITY SILVER
GLASS: CLEAR HEAT SOAKED TEMPERED GLASS
REFER TO DETAIL: 8 / A7-XX

R2A ALUMINUM TERRACE RAILING WITH SLAB COVER - ON CONCRETE BIRD FRIENDLY FRIT PATTERN
METAL: ALUMINUM
COLOUR: PRO-UC1087(SSL DURAMAR XL STEEL CITY SILVER
GLASS: CLEAR HEAT SOAKED TEMPERED GLASS
FRIT PATTERN: WHITE FRIT 8MM DIAMETER DOTS IN 100M SQUARE PATTERN
REFER TO DETAIL: 8 / A7-XX
NOTE: REFER TO ELEVATIONS FOR LOCATION OF FRIT PATTERN

R3 ALUMINUM BALCONY DIVIDER
METAL: ALUMINUM
COLOUR: PRO-UC1087(SSL DURAMAR XL STEEL CITY SILVER
GLASS: OBSCURE TEMPERED GLASS
REFER TO DETAIL: 9 / A7-XX

R4 ALUMINUM TERRACE DIVIDER - ON CONCRETE
METAL: ALUMINUM
COLOUR: PRO-UC1087(SSL DURAMAR XL STEEL CITY SILVER
GLASS: CLEAR TEMPERED GLASS
REFER TO DETAIL: 9 / A7-XX

R5 ALUMINUM AMENITY TERRACE RAILING
METAL: ALUMINUM
COLOUR: PRO-UC1087(SSL DURAMAR XL STEEL CITY SILVER
GLASS: CLEAR HEAT SOAKED TEMPERED GLASS
NOTE: REFER TO LANDSCAPE DRAWINGS FOR DETAILS

R5A ALUMINUM AMENITY TERRACE RAILING BIRD FRIENDLY FRIT PATTERN
METAL: ALUMINUM
COLOUR: PRO-UC1087(SSL DURAMAR XL STEEL CITY SILVER
GLASS: CLEAR HEAT SOAKED TEMPERED GLASS
FRIT PATTERN: WHITE FRIT 8MM DIAMETER DOTS IN 100M SQUARE PATTERN
NOTE: REFER TO LANDSCAPE DRAWINGS FOR DETAILS

R6 ALUMINUM BALCONY RAILING WITH SLAB COVER: GLASS SPANDREL PANEL
METAL: ALUMINUM
COLOUR: PRO-UC1087(SSL DURAMAR XL STEEL CITY SILVER
GLASS: CLEAR HEAT SOAKED TEMPERED GLASS
LOCATION: ROOF FRIT VIRACON SUBSUED GRAY 1960 ROOF
REFER TO DETAIL: 8 / A7-XX

Exterior Railing Type Legend 1 A7-01

Contractor Must Check And Verify All Dimensions On The Job.
Do Not Scale The Drawings.
All Drawings, Specifications And Related Documents Are The Copyright Of The Architect And Must Be Returned Upon Request.
Reproduction Of Drawings, Specifications And Related Documents Is Not Ok Without Written Permission.
The Drawing Is Not To Be Used For Construction Until Signed By The Architect.
Date: June 30, 2015

Building Permit

KIRKOR ARCHITECTS + PLANNERS
20 Martin Ross Avenue, Toronto, Ontario, M3J 2K8
TAT (416) 665-6565, FAX (416) 665-7334, www.kirkorarchitects.com

No.:	Revision	Date
2.	Building Permit	June 12, 2015
1.	Waterfront Toronto Review	May 1, 2015

REVISIONS AFTER BUILDING PERMIT SUBMISSION JUNE 30, 2015

AQUAVISTA
AT BAYSIDE TORONTO

Drawing Title
Wall Sections

Project
Hines TRIDEL
AQUAVISTA
Block 3 - R3 & R4
263 Queens Quay East
Toronto, ON

Scale	As indicated
Drawn by	S.D.
Checked by	C.A.
Project No.	13148
Date	June 30, 2015
Drawing No.	A7-01