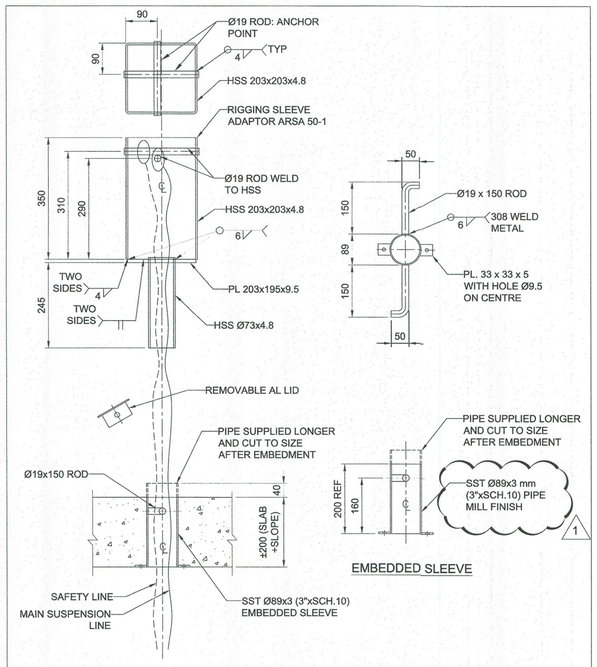

R RIGGING SLEEVE MODEL ARS-10-1

1 WC4.02 DETAIL Scale 1:8

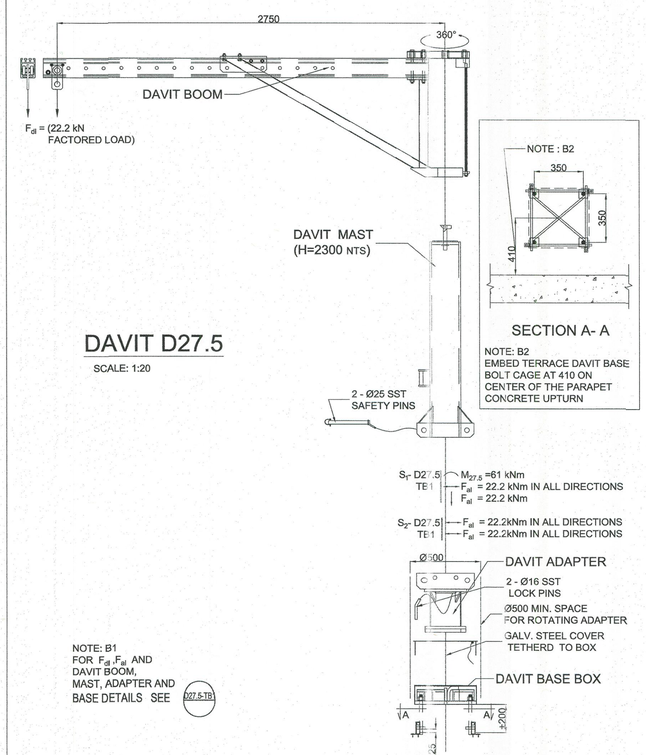

DAVIT D27.5

SCALE: 1:20

DAVIT D27.5 WITH DAVIT BASE D27.5-TB1

SCALE: 1:20 R0

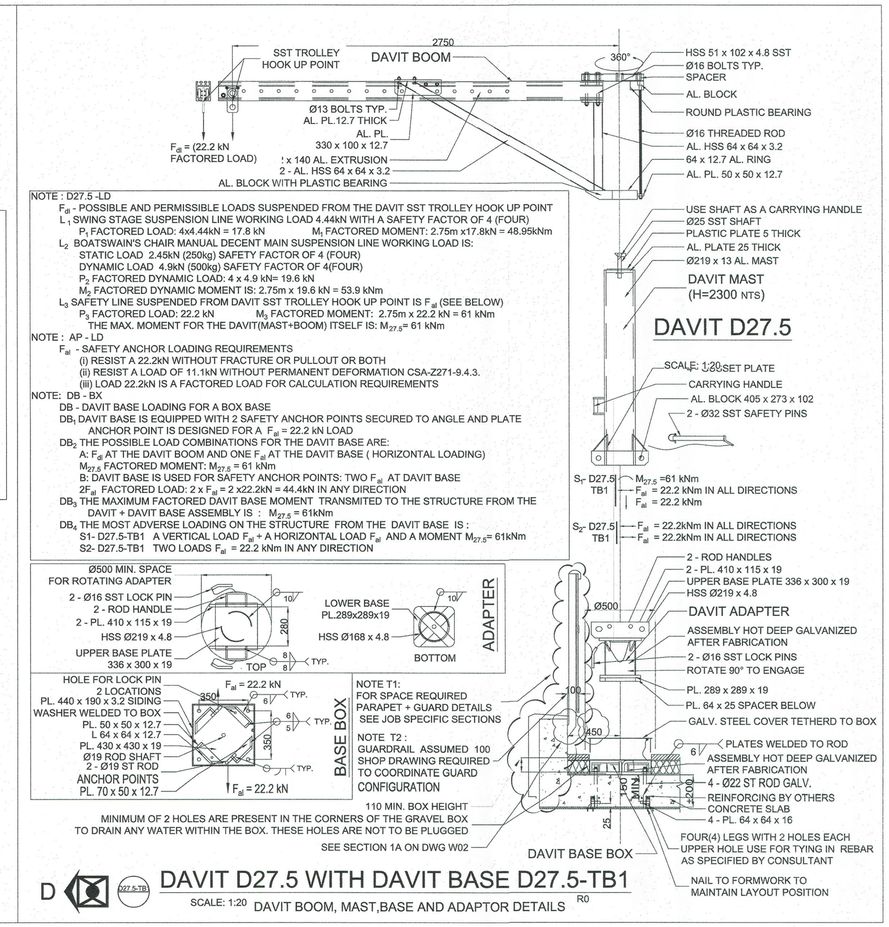

NOTE : D27.5 -LD

F_{dl} - POSSIBLE AND PERMISSIBLE LOADS SUSPENDED FROM THE DAVIT SST TROLLEY HOOK UP POINT

L_1 SWING STAGE SUSPENSION LINE WORKING LOAD 4.44kN WITH A SAFETY FACTOR OF 4 (FOUR)
P_1 FACTORED LOAD: 4x4.44kN = 17.8 kN M_1 FACTORED MOMENT: 2.75m x17.8kN = 48.95kNm

L_2 BOATSWAIN'S CHAIR MANUAL DECENT MAIN SUSPENSION LINE WORKING LOAD IS:
STATIC LOAD 2.45kN (250kg) SAFETY FACTOR OF 4 (FOUR)
DYNAMIC LOAD 4.9kN (500kg) SAFETY FACTOR OF 4(FOUR)
P_2 FACTORED DYNAMIC LOAD: 4 x 4.9 kN= 19.6 kN
M_2 FACTORED DYNAMIC MOMENT IS: 2.75m x 19.6 kN = 53.9 kNm

L_3 SAFETY LINE SUSPENDED FROM DAVIT SST TROLLEY HOOK UP POINT IS F_{al} (SEE BELOW)
P_3 FACTORED LOAD: 22.2 kN M_3 FACTORED MOMENT: 2.75m x 22.2 kN = 61 kNm
THE MAX. MOMENT FOR THE DAVIT(MAST+BOOM) ITSELF IS: $M_{27.5}$= 61 kNm

NOTE : AP - LD
F_{al} - SAFETY ANCHOR LOADING REQUIREMENTS
(i) RESIST A 22.2kN WITHOUT FRACTURE OR PULLOUT OR BOTH
(ii) RESIST A LOAD OF 11.1kN WITHOUT PERMANENT DEFORMATION CSA-Z271-9.4.3.
(iii) LOAD 22.2kN IS A FACTORED LOAD FOR CALCULATION REQUIREMENTS

NOTE: DB - BX
DB - DAVIT BASE LOADING FOR A BOX BASE
DB_1 DAVIT BASE IS EQUIPPED WITH 2 SAFETY ANCHOR POINTS SECURED TO ANGLE AND PLATE ANCHOR POINT IS DESIGNED FOR A F_{al} = 22.2 kN LOAD
DB_2 THE POSSIBLE LOAD COMBINATIONS FOR THE DAVIT BASE ARE:
A: F_{al} AT THE DAVIT BOOM AND ONE F_{al} AT THE DAVIT BASE (HORIZONTAL LOADING)
$M_{27.5}$ FACTORED MOMENT: $M_{27.5}$ = 61 kNm
B: DAVIT BASE IS USED FOR SAFETY ANCHOR POINTS: TWO F_{al} AT DAVIT BASE
$2F_{al}$ FACTORED LOAD: 2 x F_{al} = 2 x22.2kN = 44.4kN IN ANY DIRECTION
DB_3 THE MAXIMUM FACTORED DAVIT BASE MOMENT TRANSMITED TO THE STRUCTURE FROM THE DAVIT + DAVIT BASE ASSEMBLY IS : $M_{27.5}$ = 61kNm
DB_4 THE MOST ADVERSE LOADING ON THE STRUCTURE FROM THE DAVIT BASE IS :
S1- D27.5-TB1 A VERTICAL LOAD F_{al} + A HORIZONTAL LOAD F_{al} AND A MOMENT $M_{27.5}$= 61kNm
S2- D27.5-TB1 TWO LOADS F_{al} = 22.2 kNm IN ANY DIRECTION

D D27.5-TB1 DAVIT D27.5 WITH DAVIT BASE D27.5-TB1

SCALE: 1:20 DAVIT BOOM, MAST,BASE AND ADAPTOR DETAILS R0

3 WC4.02 DETAIL Scale 1:20

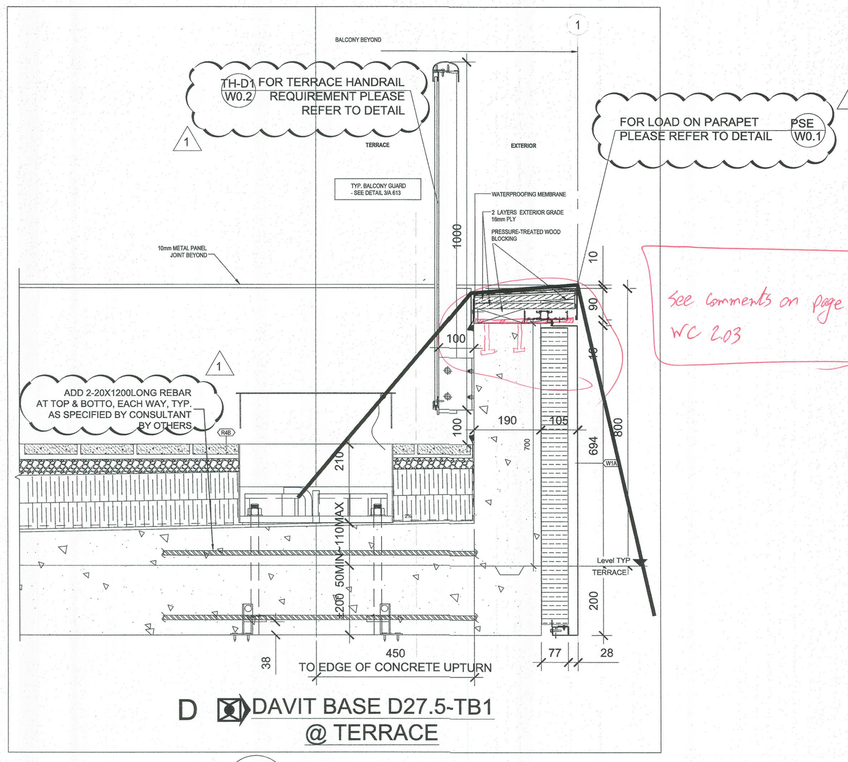

D D27.5-TB1 DAVIT BASE D27.5-TB1 @ TERRACE

4 WC4.02 SECTION Scale 1:8

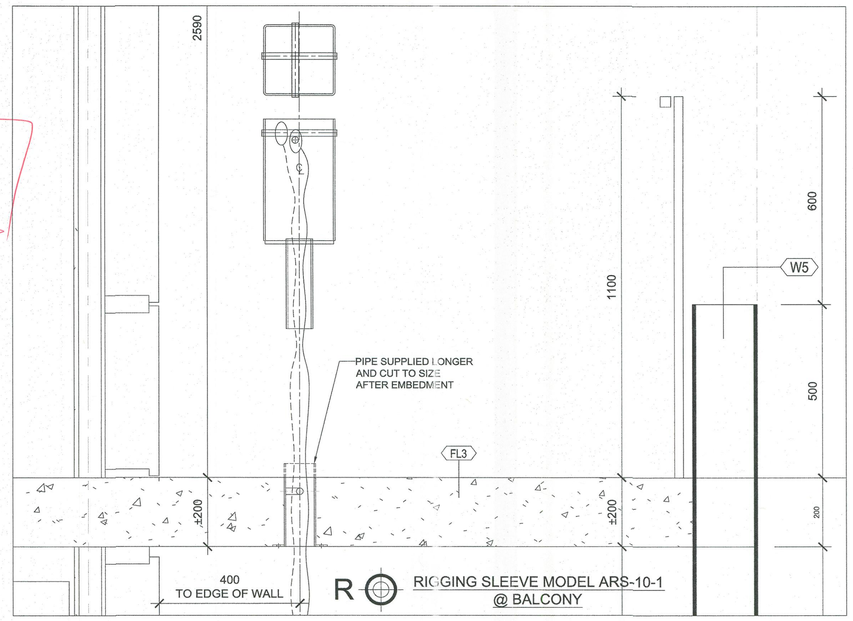

R RIGGING SLEEVE MODEL ARS-10-1 @ BALCONY

2 WC4.02 SECTION Scale 1:8

DRAWING REVIEW

The review of this drawing does not in any way relieve the contractor of responsibility for its accuracy or for compliance with the contract documents.

	No Comment	✓	See Comment
	Amend & Resubmit		Rejected See Remark

Submission No.
Project No 13015
By HP
Date Nov 27, 2015
JABLONSKY, AST & PARTNERS Consulting Engineers 1129 Leslie St. Don Mills ON M3C 2K5

NO.	DATE	REVISIONS	BY
1	OCT 20/2015	UPDATED AS PER REVIEW COMMENTS ON 2015-07-02	H.L.
0	JAN 12/2015	SHOP DWGS ISSUED	H.L.

UNITS ARE IN MM UNLESS OTHERWISE NOTED

N

LICENSED PROFESSIONAL ENGINEER J. BOGDAN 27 OCT 2015 PROVINCE OF ONTARIO

ANKOR ENGINEERING SYSTEMS LTD.
BUILDING FACADE & SAFETY SYSTEMS ENGINEERING, MANUFACTURING, & INSTALLATION
ADDRESS: 32 PENN DRIVE, TORONTO ON, M9L 2A9
TELEPHONE: (416) 740-5761
FAX: (416) 740-5650
EMAIL: ANKORENG@ANKOR.CA
WEB: WWW.ANKOR.CA

TITLE:	SECTIONS AND DETAILS		
PROJECT:	SQ ALEXANDRA PARK - BLOCK 11 38 CAMERON ST., TORONTO, ON.		
CLIENT:	TRIDEL		
SCALE:	AS SHOWN	DATE:	JAN 12/2015
DRAWN:	H.L.	CHECKED:	J.B.
JOB No.:	J14096	DWG No.:	WC4.02