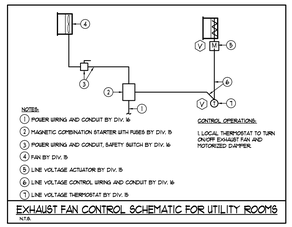

EXHAUST FAN CONTROL SCHEMATIC FOR UTILITY ROOMS
N.T.S.

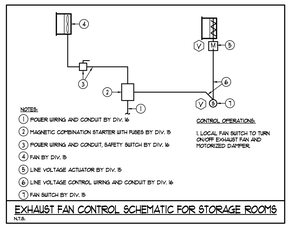

EXHAUST FAN CONTROL SCHEMATIC FOR STORAGE ROOMS
N.T.S.

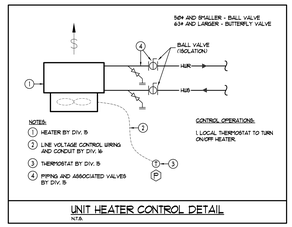

UNIT HEATER CONTROL DETAIL
N.T.S.

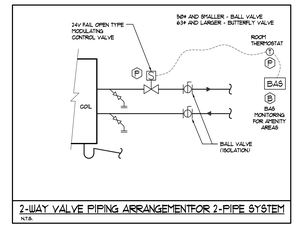

2-WAY VALVE PIPING ARRANGEMENTFOR 2-PIPE SYSTEM
N.T.S.

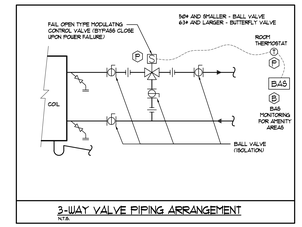

3-WAY VALVE PIPING ARRANGEMENT
N.T.S.

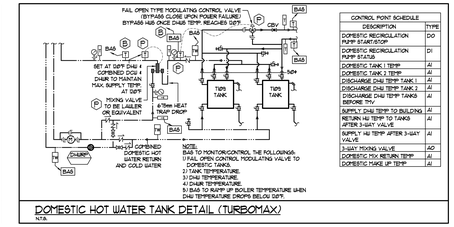
FAIL OPEN TYPE MODULATING CONTROL VALVE (BYPASS CLOSE UPON POWER FAILURE)
BYPASS HUB ONCE CHAB TEMP. REACHES 120°F.
SET AT 120°F (140 F COMBINED CHAB TO TOKMAN TANK MAX. SUPPLY TEMP. AT 120°F
MIXING VALVE TO BE LAUGER OR EQUIVALENT
4-TRAP HEAT TRAP DROP
TWO 2-1/2" COMBINED DOMESTIC HOT WATER RETURN AND COLD WATER
TWO 50# DOMESTIC HOT WATER SUPPLY
TWO 50# DOMESTIC HOT WATER SUPPLY
TWO 50# DOMESTIC HOT WATER SUPPLY