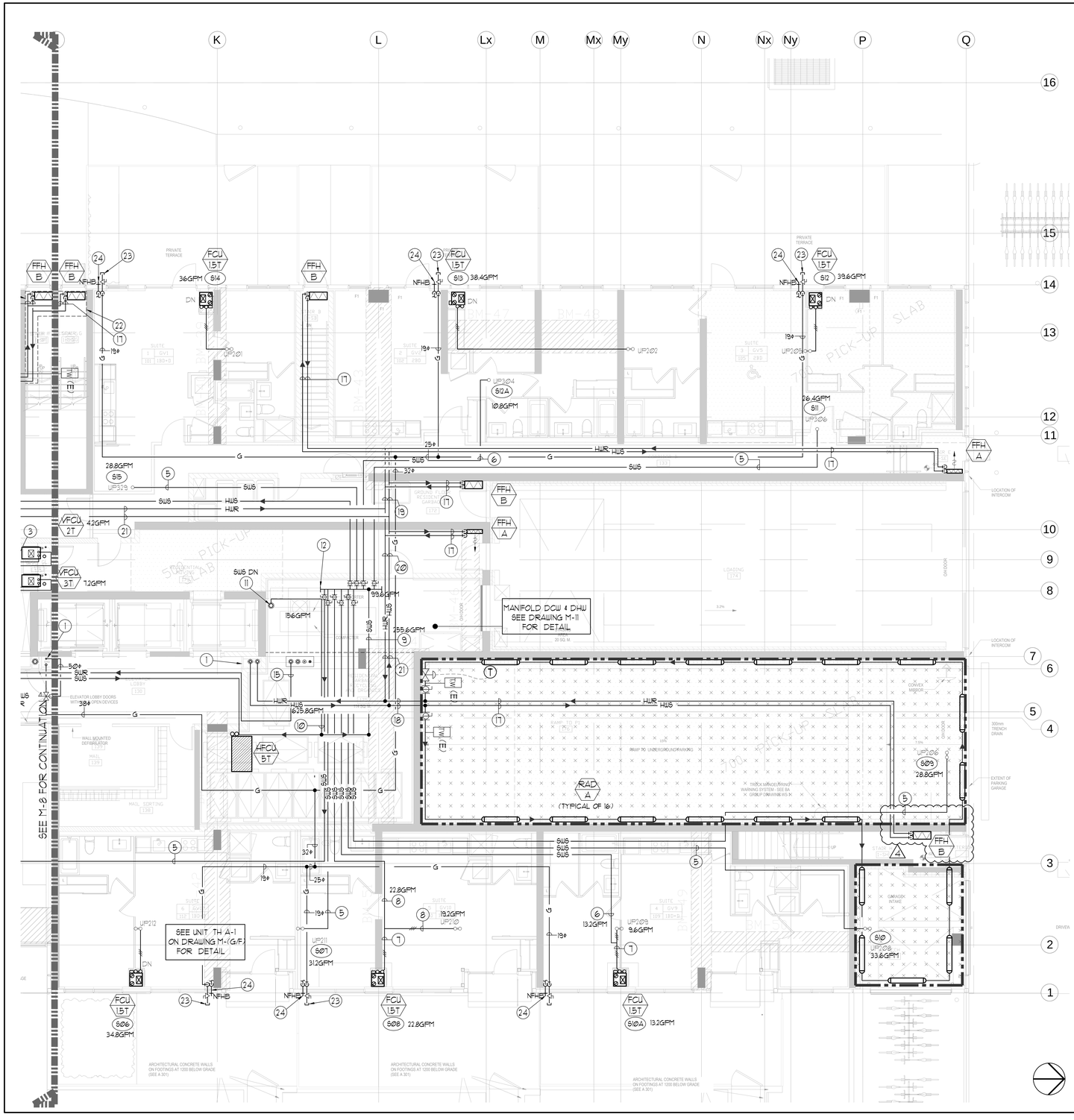

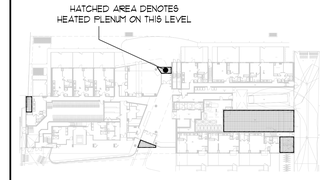

GROUND FLOOR HEATED PLENUM | N.T.S.

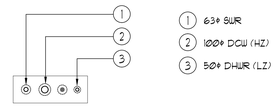

PIPE SHAFT C: G/F | NTS

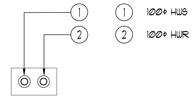

PIPE SHAFT B: G/F | NTS

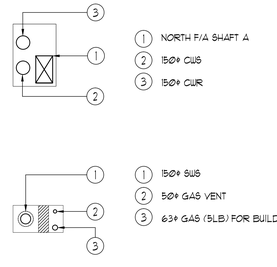

PIPE SHAFT A: G/F | NTS

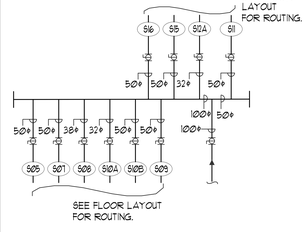

SW8 MANIFOLD B DETAIL | NTS

ACOUSTIC NOTES:

1) ALL HORIZONTAL SUPPLY AIR DUCTWORK SHALL BE C/W 25MM INTERNAL ACOUSTIC LINING AND SHALL BE SUSPENDED ON RUBBER PADS IN THE HANGERS. ELBOWS SHALL BE COMPLETE WITH TURNING VANES.

2) ALL SYSTEM/DOMESTIC PIPE LOOPS OR OFFSETS WHICH ARE 50MM DIA. AND LARGER SHALL BE ISOLATED USING NEOPRENE-IN-SHEAR HANGERS, AND ADDITIONAL 25 MM THICK RIBBED OR WAFFLED NEOPRENE PADS IN THE SADDLES OF CLEVIS HANGERS.

3) ALL PIPES SMALLER THAN 50MM DIA. SHALL BE ISOLATED WITH 5MM THICK RIBBED OR WAFFLED RUBBER PADS IN HANGER SADDLES.

4) VERTICAL FCUs SHOULD BE MOUNTED ON NSN PADS.

REFER TO DWG. M-6 FOR GENERAL NOTES

CLEAR FLOOR TO UNDERSLAB = 4050mm
CLEAR PRODUCT= 3000mm
COMPLETE DROP CEILING =1000mm FOR DUCT/PIPES
ROOF DRAINS & TERRACE DRAINS FROM 2/F

NOTES:

1. PIPE SHAFT-REFER TO PIPE RISER DETAIL ON THIS DRAWING FOR DETAILS.
2. 100ø SW5 & 50ø SWR.
3. 25ø SW6 & 25ø SWR.
4. 100ø SW5 & 63ø SWR.
5. 50ø SW5.
6. 32ø SW5.
7. 19ø SW5.
8. 38ø SW5.
9. 100ø SW5.
10. 150ø SW5.
11. 150ø SW5 FROM BELOW.
12. SW5 MANIFOLD B, SEE SW5 MANIFOLD B DETAIL ON THIS DRAWING.
13. FOR FUTURE USE.
14. FOR FUTURE USE.
15. 63ø SWR.
16. 150ø CW5 & 150øCWR FROM ABOVE.
17. 19ø HW5& R.
18. 32ø HW5 & R TO SERVE FIN TUBE LOOP.
19. 25ø HW5& R.
20. 32ø HW5& R.
21. 38ø HW5& R.
22. 2Hr FIRE RATED ENCLOSURE. FIRE RATED ENCLOSURE BY OTHERS.
23. 19ø GAS PIPE c/w VALVE AND CAP FOR BBQ.
24. 19ø DCW FOR NFHB TO BE CONNECTED TO SUITE'S MAIN DCW LINE.

LEGEND MECHANICAL

SYMBOL	DESCRIPTION
	SUPPLY AIR DIFFUSER
	SUPPLY AIR TROFFER
	LINEAR SUPPLY DIFFUSER
T	THERMOSTAT
S	FAN SWITCH
	RETURN AIR GRILLE
	EXHAUST AIR GRILLE
	SUPPLY DUCT UP
	SUPPLY DUCT DOWN
	RETURN DUCT UP
	RETURN DUCT DOWN
	EXHAUST DUCT UP
	EXHAUST DUCT DOWN
FD	FIRE DAMPER
BD	BALANCING DAMPER
MD	MOTORIZED DAMPER
MFD	MOTORIZED FIRE DAMPER
BDD	BACKDRAFT DAMPER
OBD	OPPOSED BLADE VOLUME CONTROL DAMPER C/W LOCKING QUADRANT
	TURNING VANES
	FLEXIBLE CONNECTION
	ACOUSTIC INSULATION
	TYPE OF EQUIPMENT / EQUIPMENT IDENTIFICATION
	TYPE OF DIFFUSER OR GRILLE / GRILLE SIZE OR DIFFUSER NECK SIZE / AIRFLOW (CFM OR L/s)
	STARTER (3 PHASE) (PHASE)
S	IN-SUITE ERV PASTER SWITCH
S	FAN SWITCH / IN-SUITE ERV OVERRIDE BUTTON
CO	CO SENSOR
G	GAS LINE
G	GAS METER
	GAS COCK
PR	PRESSURE REDUCING VALVE
	SANITARY ABOVE GRADE
	SANITARY BELOW GRADE
	STORM ABOVE GRADE
	STORM BELOW GRADE
	DOMESTIC COLD WATER
	DOMESTIC HOT WATER
	DOMESTIC HOT WATER RECIRCULATION
	SANITARY VENT
	WATER METER
FD	FLOOR DRAIN
FFD	FUNNEL FLOOR DRAIN
HD	HUB DRAIN
RD	ROOF DRAIN
SLD	SLAB DRAIN
AD	AREA DRAIN
BLAD	BI-LEVEL AREA DRAIN
CB	CATCH BASIN
	SANITARY TRAP
	ELBOW UP
	ELBOW DOWN
CO	WALL CLEANOUT
CO	FLOOR CLEANOUT
HB	HOSE BIBB
NFHB	NON-FREEZE HOSE BIBB
	GLOBE VALVE
	GATE VALVE
	BALL VALVE
	BUTTERFLY VALVE
	PRESSURE REDUCING VALVE
	CHECK VALVE
	CAP
	COMPRESSED AIR OUTLET
NV	BACKFLOW PREVENTER
	CIRCUIT BALANCING VALVE
	MULTIPLE PIPES / / - DENOTES NO. OF PIPES
T	TEMPERATURE SENSOR
T	THERMOMETER
2WV	2-WAY MODULATING VALVE
3WV	3-WAY MODULATING VALVE
TW	10"x4"(D) THERMOWELL C/W 1/2" BUSHING & 1/2" PLUG
XXX	FLOOR ELEVATION ABOVE LEVEL
XXX	FLOOR ELEVATION THIS LEVEL
XXX	HEADROOM (FLOOR TO U/S HEIGHT)

DATE	NO	DESCRIPTION	BY
2013/11/8	4	ISSUED FOR SITE INSPECTION M-1	E.P.
2013/11/4	3	ISSUED FOR TENDER	E.P.
2013/11/01	2	RE-ISSUED FOR PERMIT	E.P.
2013/10/11	1	ISSUED FOR PERMIT	E.P.

MARK VOID ALL PRINTS DATED PREVIOUS TO FINAL DATE ABOVE

REVISIONS

CONTRACTOR MUST CHECK AND VERIFY ALL DIMENSIONS AND CONDITIONS ON THE JOB AND REPORT DISCREPANCIES TO THE ENGINEERS BEFORE PROCEEDING WITH THE WORK. THIS DRAWING IS THE PROPERTY OF THE ENGINEERS AND MUST BE RETURNED UPON COMPLETION OF THE WORK.

DRAWINGS ARE NOT TO BE SCALED

NOVA TREND ENGINEERING GROUP LTD.

LICENSED PROFESSIONAL ENGINEER 01/12/13 ERIC PUI KAI PUN PROVINCE OF ONTARIO

115 West Beaver Creek Road, Unit 31
Richmond Hill, Ontario L4B 3M1
Tel: 905 882-5445
Fax: 905 882-5447

DRAWING TITLE:
G/F NORTH
HVAC PIPING LAYOUT

PROJECT TITLE:
SQ ALEXANDRA PARK
BLOCK 11
38 CAMERON STREET
TORONTO ONTARIO

DRAWN BY:	CHECKED BY:	SCALE:
G.S.	E.P.	1:50
DATE: FEB. 13	PROJECT NUMBER: 1313	DRAWING NUMBER: M-3 OF 43