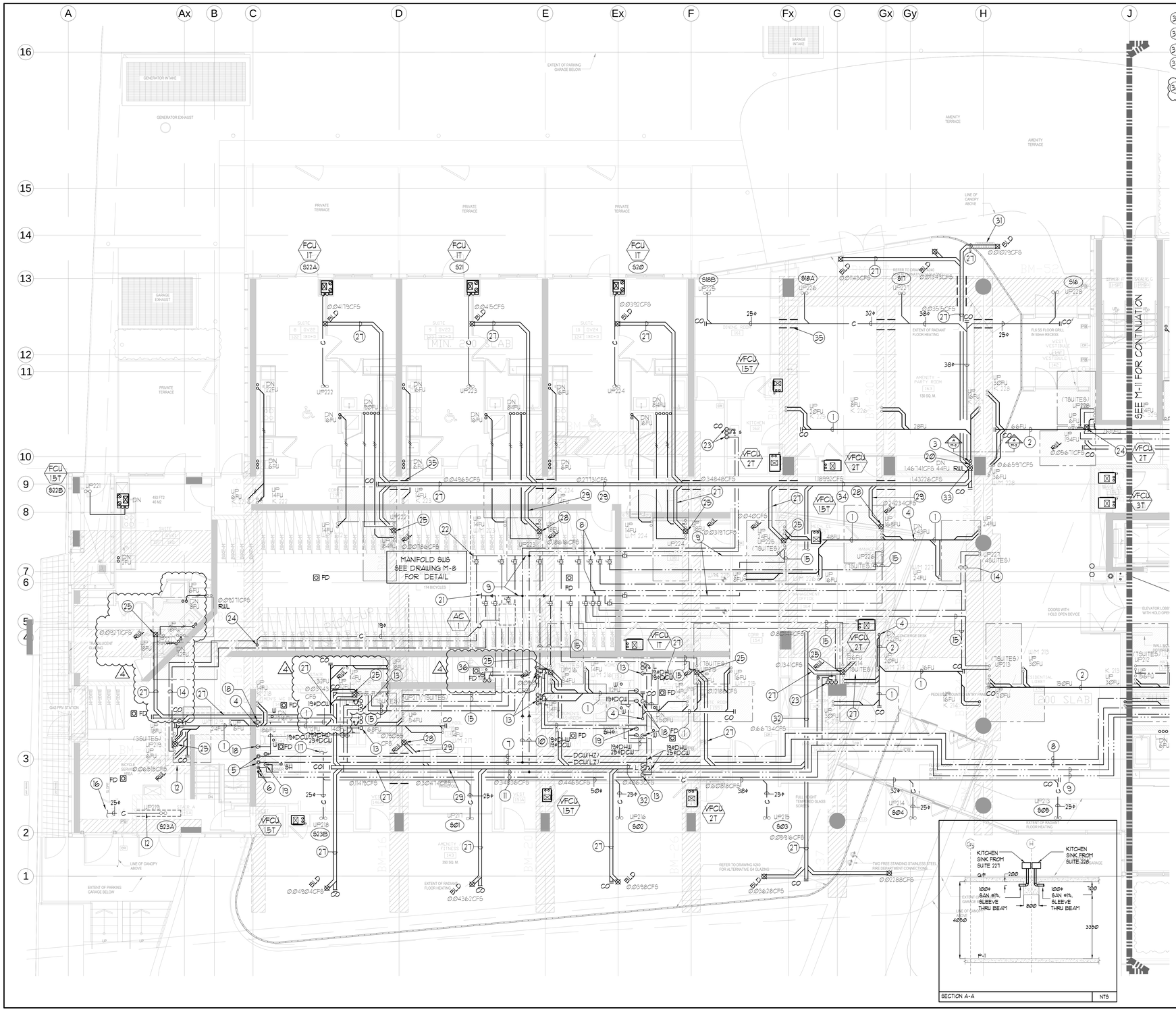

32 200Ø STM @1%.

33 250Ø RWL DOWN.

34 250Ø STM @1%.

35 SLEEVE THRU BEAM (TYPICAL).

36 13Ø DCW & 13Ø DHW DOWN TO SERVE (1) JANITOR SINK

REFER TO DWG M-6 FOR GENERAL NOTES AND M-9 FOR ACOUSTIC NOTES

CLEAR FLOOR TO UNDERSLAB = 4050mm
CLEAR PRODUCT= 3000mm
COMPLETE DROP CEILING =1000mm FOR DUCT/PIPES
ROOF DRAINS & TERRACE DRAINS FROM 2/F

NOTES:

1. 100Ø SAN @ 1%.
2. 150Ø SAN @ 1%.
3. 100Ø SAN DOWN.
4. 150Ø SAN DOWN.
5. 100Ø DCW (LZ) & 100Ø DCW (HZ) FROM BELOW.
6. 75Ø DHW (LZ) FROM BELOW & 50Ø DHWR (LZ) DOWN.
7. 100Ø DCW (LZ) & 100Ø DCW (HZ).
8. 63Ø DCW & 50Ø DHW.
9. 50Ø DCW & 38Ø DHW.
10. 75Ø DCW & 63Ø DHW.
11. 75Ø DHW & 50Ø DHWR.
12. PIPES INSIDE 2HR FIRE RATED ENCLOSURE. ENCLOSURE BY OTHERS.
13. 13Ø DCW & 13Ø DHW DOWN TO SERVE (1) LAVATORY.
14. 32Ø DCW & 25Ø DHW.
15. 38Ø DCW & 32Ø DHW.
16. 25Ø CONDENSATE PIPE CONNECT INDIRECTLY TO THE NEAREST WASTE.
17. 50Ø CONDENSATE PIPE CONNECT INDIRECTLY TO THE NEAREST WASTE.
18. 13Ø DCW & 13Ø DHW DOWN TO SERVE (1) WATER CLOSET.
19. 13Ø DCW & 13Ø DHW DOWN TO SERVE (1) SHOWER.
20. 50Ø CONDENSATE PIPE DOWN.
21. DCW MANIFOLD A, SEE DCW MANIFOLD A DETAIL ON THIS DRAWING.
22. DHW MANIFOLD A, SEE DHW MANIFOLD B DETAIL ON THIS DRAWING.
23. 13Ø DCW & 13Ø DHW DOWN TO SERVE (1) KITCHEN SINK.
24. 19Ø CONDENSATE PIPE DOWN.
25. 100Ø RWL FROM ABOVE.
26. 100Ø RWL DOWN.
27. 100Ø STM @1%.
28. 150Ø RWL FROM ABOVE.
29. 150Ø STM @1%.
30. 150Ø RWL DOWN.
31. STM PIPE TO BE HEAT TRACE BY DIV.16 AND INSULATE & JACKET BY DIV.15.

FOR PIPES ≥ 50ØUSE BUTTERFLY VALVE.
FOR PIPES < 50Ø USE BALL VALVE.

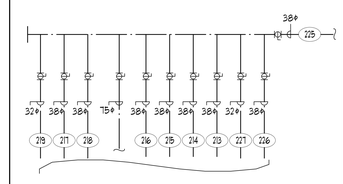

-SEE FLOOR PLAN FOR ROUTING

DCW MANIFOLD A — NTS

FOR PIPES ≥ 50ØUSE BUTTERFLY VALVE.
FOR PIPES < 50Ø USE BALL VALVE.

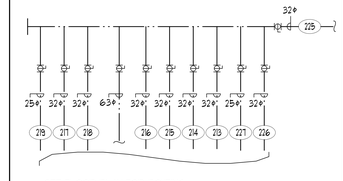

-SEE FLOOR PLAN FOR ROUTING

DHW MANIFOLD B — NTS

LEGEND MECHANICAL

SYMBOL	DESCRIPTION
	SUPPLY AIR DIFFUSER
	SUPPLY AIR TROFFER
	LINEAR SUPPLY DIFFUSER
T	THERMOSTAT
S	FAN SWITCH
	RETURN AIR GRILLE
	EXHAUST AIR GRILLE
	SUPPLY DUCT UP
	SUPPLY DUCT DOWN
	RETURN DUCT UP
	RETURN DUCT DOWN
	EXHAUST DUCT UP
	EXHAUST DUCT DOWN
FD	FIRE DAMPER
BD	BALANCING DAMPER
MD	MOTORIZED DAMPER
MFD	MOTORIZED FIRE DAMPER
BDD	BACKDRAFT DAMPER
OBD	OPPOSED BLADE VOLUME CONTROL DAMPER C/W LOCKING QUADRANT
	TURNING VANES
	FLEXIBLE CONNECTION
	ACOUSTIC INSULATION
XXX	TYPE OF EQUIPMENT / EQUIPMENT IDENTIFICATION
XX-X / XXX	TYPE OF DIFFUSER OR GRILLE / GRILLE SIZE OR DIFFUSER NECK SIZE / AIRFLOW (CFM OR L/s)
XX, X	STARTER (3 PHASE) (PHASE)
S	IN-SUITE ERV PASTER SWITCH
S	FAN SWITCH / IN-SUITE ERV OVERRIDE BUTTON
CO	CO SENSOR
G	GAS LINE
G	GAS METER
G	GAS COCK
PR	PRESSURE REDUCING VALVE
	SANITARY ABOVE GRADE
	SANITARY BELOW GRADE
	STORM ABOVE GRADE
	STORM BELOW GRADE
	DOMESTIC COLD WATER
	DOMESTIC HOT WATER
	DOMESTIC HOT WATER RECIRCULATION
	SANITARY VENT
	WATER METER
FD	FLOOR DRAIN
FFD	FUNNEL FLOOR DRAIN
HD	HUB DRAIN
RD	ROOF DRAIN
BLD	BLAB DRAIN
AD	AREA DRAIN
BLAD	BI-LEVEL AREA DRAIN
CB	CATCH BASIN
	SANITARY TRAP
	ELBOW UP
	ELBOW DOWN
CO	WALL CLEANOUT
CO	FLOOR CLEANOUT
HB	HOSE BIBB
NFHB	NON-FREEZE HOSE BIBB
	GLOBE VALVE
	GATE VALVE
	BALL VALVE
	BUTTERFLY VALVE
	PRESSURE REDUCING VALVE
	CHECK VALVE
	CAP
	COMPRESSED AIR OUTLET
NV	BACKFLOW PREVENTER
	CIRCUIT BALANCING VALVE
	MULTIPLE PIPES / - DENOTES NO. OF PIPES
T	TEMPERATURE SENSOR
T	THERMOMETER
	2-WAY MODULATING VALVE
	3-WAY MODULATING VALVE
	1/2"x4"(12) THERMOWELL C/W 1/2" BUSHING & 1/2" PLUG
XXXX	FLOOR ELEVATION ABOVE LEVEL
XXXX	FLOOR ELEVATION THIS LEVEL
XXXX	HEADROOM (FLOOR TO U/S HEIGHT)

DATE	NO.	DESCRIPTION	BY
2015/11/9	4	ISSUED FOR SITE INSTRUCTION #11	E.P.
2015/2/4	3	ISSUED FOR TENDER	E.P.
2014/8/4	2	RE-ISSUED FOR PERMIT	E.P.
2013/12/14	1	ISSUED FOR PERMIT	E.P.

MARK VOID ALL PRINTS DATED PREVIOUS TO FINAL DATE ABOVE

REVISIONS

CONTRACTOR MUST CHECK AND VERIFY ALL DIMENSIONS AND CONDITIONS ON THE JOB AND REPORT DISCREPANCIES TO THE ENGINEERS BEFORE COMMENCING WORK OR WITHIN 24 HOURS OF RECEIPT OF THE DRAWING. ENGINEERS AND THEY MUST BE RETURNED UPON COMPLETION OF THE WORK.

DRAWINGS ARE NOT TO BE SCALED

NOVA TREND ENGINEERING SYSTEMS INC.
LICENSED PROFESSIONAL ENGINEER 2013/12/16 ERIC PIK KAI PUN PROVINCE OF ONTARIO
175 West Beaver Creek Road, Unit 31
Richmond Hill, Ontario L4B 3M1
Tel: 905 882-5445
Fax: 905 882-5447

DRAWING TITLE: G/F SOUTH P4D LAYOUT

PROJECT TITLE: SQ ALEXANDRA PARK BLOCK 11
38 CAMERON STREET
TORONTO ONTARIO

DRAWN BY:	CHECKED BY:	SCALE:
G.S.	E.P.	1:50
DATE: FEB. 13	PROJECT NUMBER: 1313	DRAWING NUMBER: M-10 OF 43