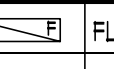
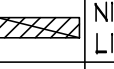
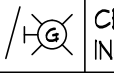
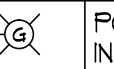
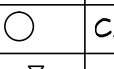


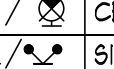
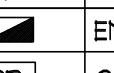
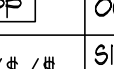













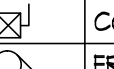


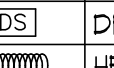
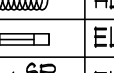







ELECTRICAL LEGEND





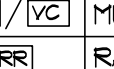



LIGHTING

-  FLUORESCENT LIGHT FIXTURE TYPE AS INDICATED
-  NIGHT LIGHT OR LIGHT CONNECTED TO EMERGENCY POWER
-  CEILING MOUNTED WALL MOUNTED LIGHT FIXTURE
-  POLE MOUNTED LIGHT FIXTURE
-  CLIPPED CEILING LIGHT OUTLET
-  TRACK LIGHT
-  STRIP LIGHT
-  UNDER CABINET FLUORESCENT LIGHT FIXTURE
-  CEILING MOUNTED WALL MOUNTED EXIT SIGN
-  SINGLE EQUAL EMERGENCY LAMP REMOTE HEAD
-  EMERGENCY BATTERY PACK
-  OCCUPANCY SENSOR POWER PACKS
-  SINGLE/THREE POLE SINGLE/TWO-THREE THROUGH SWITCH RESPECTIVELY
-  MASTER LIGHTING SWITCH
-  SENSOR WALL SWITCH FIRE SELF POWERED
-  OCCUPANCY SENSOR CEILING MOUNTED

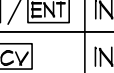

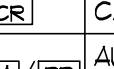

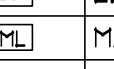


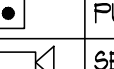
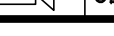



POWER

-  REGULAR DUPLEX RECEPTACLE
-  DUPLEX RECEPTACLE GROUND FAULT INTERRUPT
-  SINGLE RECEPTACLE TYPE AND CONFIGURATION AS SPECIFIED FOR DRYER
-  CONNECTION FOR OVEN/COOKTOP
-  ABOVE COUNTER DEVICE
-  FLOOR MOUNTED DEVICES
-  DISCONNECT SWITCH NON-FUSED
-  DISCONNECT SWITCH FUSED
-  COMBINATION STARTER
-  FRACTIONAL MOTOR/FAN DIRECT CONNECTION
-  DIRECT CONNECTION SINGLE PHASE
-  DIRECT CONNECTION THREE PHASE
-  THERMOSTAT
-  DRYER SENSOR
-  HEAT TRACE
-  ELECTRICAL HEATER
-  ELECTRICAL PANEL / SECURITY PANEL



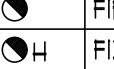


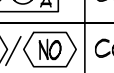

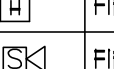
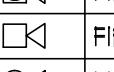
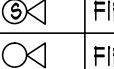






TELECOMMUNICATION

-  TV/CABLE OUTLET
-  TELEPHONE OUTLET
-  TELEPHONE CABLE (MULTI-PORT OUTLET) DATA OUTLET
-  DATA/TELEPHONE OUTLET
-  IN-SITE TELEPHONY BOX/CPU RECEPTACLE
-  UFI LOCATION
-  MUSIC SPEAKER / VOLUME CONTROL
-  RADIO RECEIVER

SECURITY

-  INTERCOM / ENTERPHONE
-  INTERCOM WITH CAMERA
-  PANIC BUTTON / PANIC INTERCOM STATION
-  CARD READER
-  AUTOMATIC RELEASE CARD ACCESS/RADIO RECEIVER
-  ELECTRIC STRIKE
-  MAGLOCK
-  DOOR CONTACT / WINDOW CONTACT
-  AUTOMATIC DOOR OPERATOR
-  MOTION DETECTOR
-  PUSH BUTTON
-  SECURITY CAMERA



LIFE SAFETY

-  FIRE ALARM SMOKE DETECTOR
-  SMOKE ALARM
-  FIRE ALARM DUCT TYPE SMOKE DETECTOR
-  FIRE ALARM HEAT DETECTOR
-  FIXED TYPE 85°C GLASS HEAT DETECTOR
-  MOISTURE PROOF HEAT DETECTOR
-  CO ALARM
-  COMBINATION SMOKE & CO ALARM
-  CO SENSOR / NO SENSOR
-  FIRE ALARM MANUAL PULL STATION
-  FIRE ALARM STROBE HORN WALL MTD
-  FIRE ALARM HORN WALL MTD
-  FIRE ALARM SPEAKER STROBE CEILING MTD
-  FIRE ALARM SPEAKER CEILING MTD
-  FIRE ALARM ANNUNCIATOR PANEL
-  FIRE ALARM CONTROL PANEL

NO.	DATE	DESCRIPTION

REVISIONS

CONTRACTOR MUST CHECK AND VERIFY ALL DIMENSIONS AND CONDITIONS ON THE JOB AND REPORT DISCREPANCIES TO THE ENGINEER BEFORE PROCEEDING WITH THE WORK. THE DRAWING IS THE PROPERTY OF THE ENGINEER AND IT IS TO BE RETURNED UPON COMPLETION OF THE WORK. DRAWINGS ARE NOT TO BE SCALED.

175 West Beaver Creek Road, Unit 31
 Richmond Hill, Ontario L4B 3N1
 Tel: 905-887-5445
 Fax: 905-882-5447
 Email: cad@novatrendeng.com

DRAWING TITLE:
FIRE ALARM SCHEDULES & DETAILS

PROJECT TITLE:
ALEXANDRA PARK

XXX TORONTO ONTARIO

DESIGNED BY:	CHECKED BY:	SCALE:
S.O.	S.T.	N.T.S.
DATE:	PROJECT NUMBER:	DRAWING NUMBER:
FEB 13	1313	E-33

