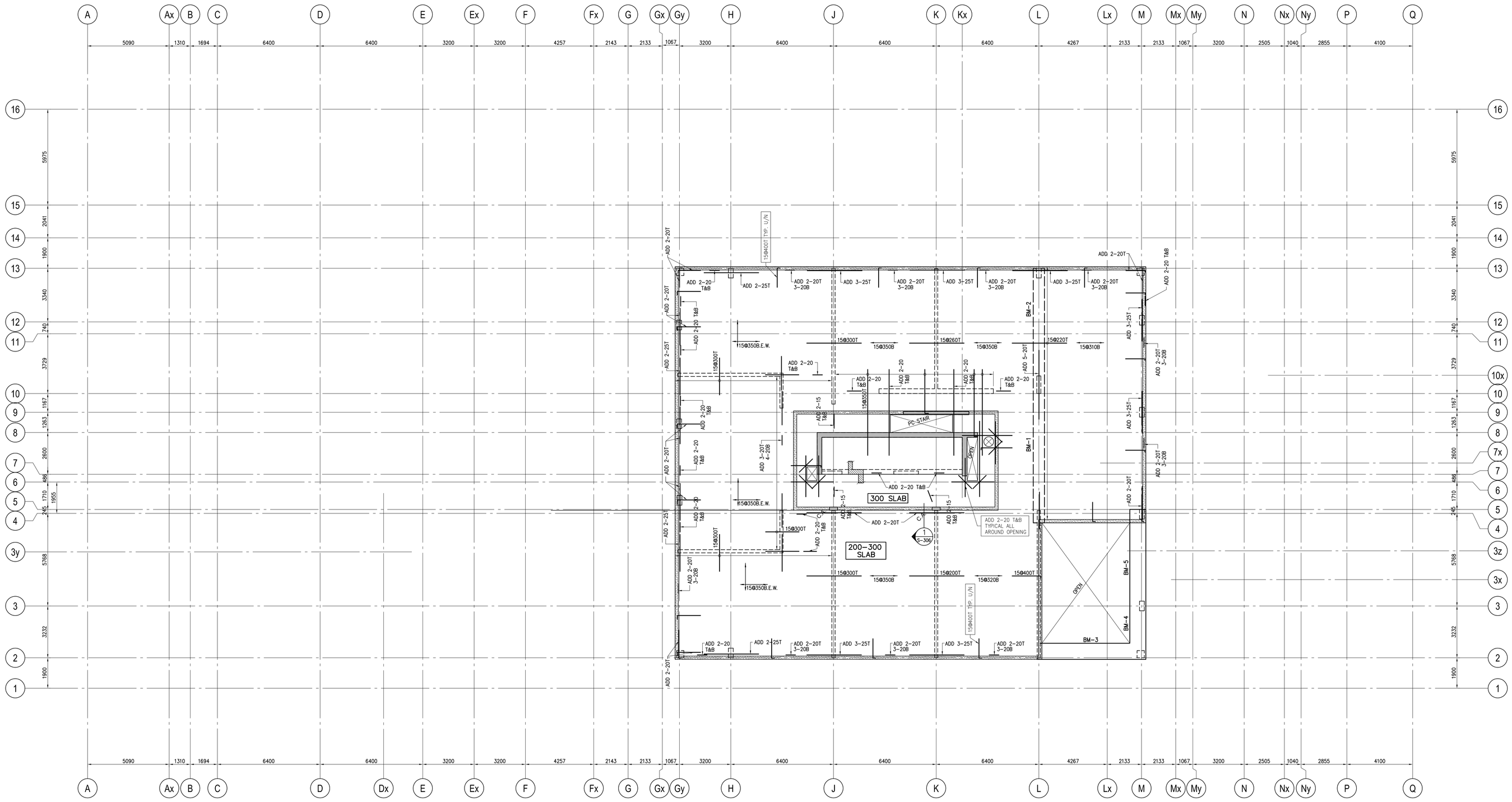

PENTHOUSE FLOOR BEAM SCHEDULE (fc'=35MPa)									
MARK	WIDTH	DEPTH	REINFORCEMENT				STIRRUPS		REMARKS
			BOTTOM		TOP		SIZE	TYPE	SPACING EACH END	
			CONT.	ADDED	CONT.	"A"BARS				
BM-1	700	550	5-25		3-20		10	⊏⊐	1@85, 9@175, @310	ADD 1-15 HEF
BM-2	700	550	5-25		3-20		10	⊏⊐	1@85, 8@170, @350	ADD 1-15 HEF
BM-3	1000	500								
BM-4	1000	500								
BM-5	1000	500								

PENTHOUSE FLOOR FRAMING PLAN

SCALE 1 : 100

1. TOP OF SLAB IS AT ELEVATION AS SHOWN ON ARCH. DRAWINGS EXCEPT AS CROSSED AND NOTED ON PLAN.
2. CONCRETE STRENGTH AT 28 DAYS SHALL BE:
   FOR WALLS AND COLUMNS ..... SEE SCHEDULE
   FOR EXT. SLABS ..... 35 MPa
   FOR INTERIOR SLABS ..... 25 MPa
   FOR BEAMS ..... 35 MPa

   CONCRETE EXPOSED TO ELEMENTS SHALL BE 35 MPa WITH 6% TO 8% ENTRAINED AIR.
3. FLOOR SLABS ARE DESIGNED FOR FOLLOWING LOADING CONDITIONS :

	S.I.D.	L.L.
STAIRS & BALCONIES	0.50 KPa	4.80 KPa
LOCKERS & STORAGE *	1.30 KPa	4.80 KPa
RESIDENTIAL	1.3 KPa	1.9 KPa
TOILETS	1.30 KPa	2.40 KPa
TERRACES	5.0 KPa	4.80 KPa

* ▨

4. MINIMUM YIELD STRESS FOR REINFORCING STEEL SHALL BE 400 MPa.
5. TEMPERATURE REINFORCING FOR : 200 SLAB IS 10Ø250,
   250 SLAB IS 15Ø400,
   300 SLAB IS 15Ø330.
6. NO OPENINGS LARGER THAN 300mm x 300mm ARE ALLOWED IN SLAB OTHER THAN THOSE SHOWN ON DRAWINGS.
7. SEE TYPICAL DETAILS ON DRAWINGS S-001 TO S-005.
8. SEE GENERAL NOTES ON DRAWING S-001.
9. REFER TO ARCH. DRAWINGS FOR SLOPES OF SLAB.
10. FOR COLUMN & WALL SCHEDULE SEE DRAWINGS S-301 TO S-306.
11. COORDINATE BEAM DEPTH AT DOOR OPENINGS WITH ARCH. DRAWINGS.
12. EXTEND TEMP. REINF. TO END OF BALCONIES/OVERHANGS.
13. TOP BARS TERMINATING AT EDGE OF SLAB TO HAVE 180° HOOK.

DIRECTION OF REINFORCING OF THE SLAB UNLESS DRAWN ON THE PLAN
TUL & BLL — TUL & BLL

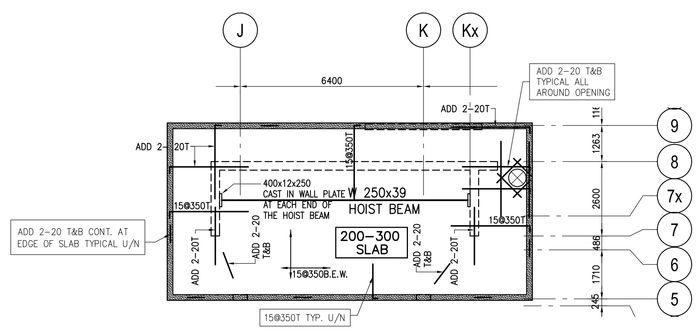

UPPER ROOF FLOOR FRAMING PLAN

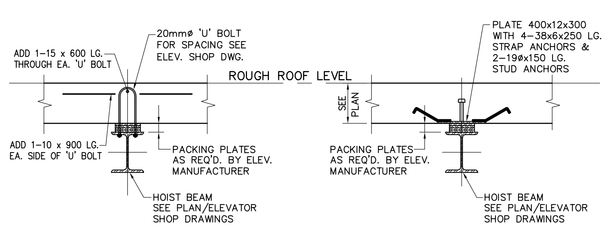

STANDARD DETAIL ELEVATOR HOIST BEAM

ROOF FRAMING PLAN

SCALE 1 : 100

1. TOP OF ROUGH SLAB IS 0mm BELOW FINISHED FLOOR EXCEPT AS CROSSED AND NOTED ON PLAN.
2. ROOF SLABS ARE DESIGNED FOR FOLLOWING LOADING CONDITIONS:

	S.I.D.	L.L.
ROOF AREAS	3.70 kPa	1.30 kPa
MECH. AREAS	3.70 kPa	7.20 kPa

3. CONCRETE STRENGTH AT 28 DAYS SHALL BE 30 MPa AND CONCRETE STRENGTH FOR EXPOSED CONCRETE IN BALCOIES AND TERRACES SHALL BE 30 MPa AND HAVE 6% TO 8% ENTRAINED AIR.
4. MINIMUM YIELD STRESS FOR REINFORCING STEEL SHALL BE 400 MPa.
5. TEMPERATURE REINFORCING: 250 SLAB IS 15Ø400
6. NO OPENINGS LARGER THAN 300mm x 300mm ARE ALLOWED IN SLAB OTHER THAN THOSE SHOWN ON DRAWINGS.
7. SEE ARCH. DRAWINGS FOR ROOF SLOPES.
8. SEE TYPICAL DETAILS ON DRAWINGS S-001 TO S-005.
9. SEE GENERAL NOTES ON DRAWING S-001.
10. FOR COLUMN & WALL SCHEDULE SEE DRAWINGS S-301 TO S-306
11. FOR SIZE, LOCATION AND EXTEND OF CURBS SEE ARCH. DRAWINGS.
12. FOR OPENINGS EXACT LOCATION & DIMENSION SEE ARCH. DWG'S & MECH. DWG'S.

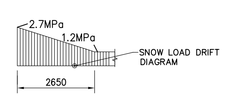

SNOW ACCUMULATION ON ROOF

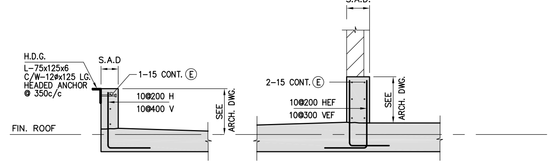

TYPICAL ROOF PARAPET
SCALE 1:25

TYPICAL CURB AROUND M/C PENTHOUSE
SCALE 1:25

Jablonsky, Ast and Partners
CONSULTING ENGINEERS
1129 LESLIE STREET
DON MILLS, ON., M3C 3K5
TEL 416-447 7405
FAX 416-447 2771
E-mail jap@astint.on.ca

P.F. AST 13015 PROFESSIONAL ENGINEER PROVINCE OF ONTARIO

FIRST FLOOR ELEV. 93.60m

no.	issued / revised	date:
1	ISSUED FOR PERMIT	2014-05-30
2	RE-ISSUED FOR PERMIT	2014-07-10
3	ISSUED FOR FORMING TENDER	2014-08-27
4	CONSTRUCTION REVIEW	2014-12-13
5	RE-ISSUED FOR PERMIT	2015-01-27
6	ISSUED FOR CONSTRUCTION	2015-03-16

ALEXANDRA PARK - BLOCK 11
TORONTO, ONTARIO

project no:	13015
scale:	1:100
drawn by:	H.W.
reviewed by:	HOUMAN
date started:	MARCH 2014

PENTHOUSE AND UPPER ROOF FLOOR FRAMING PLAN

S-117