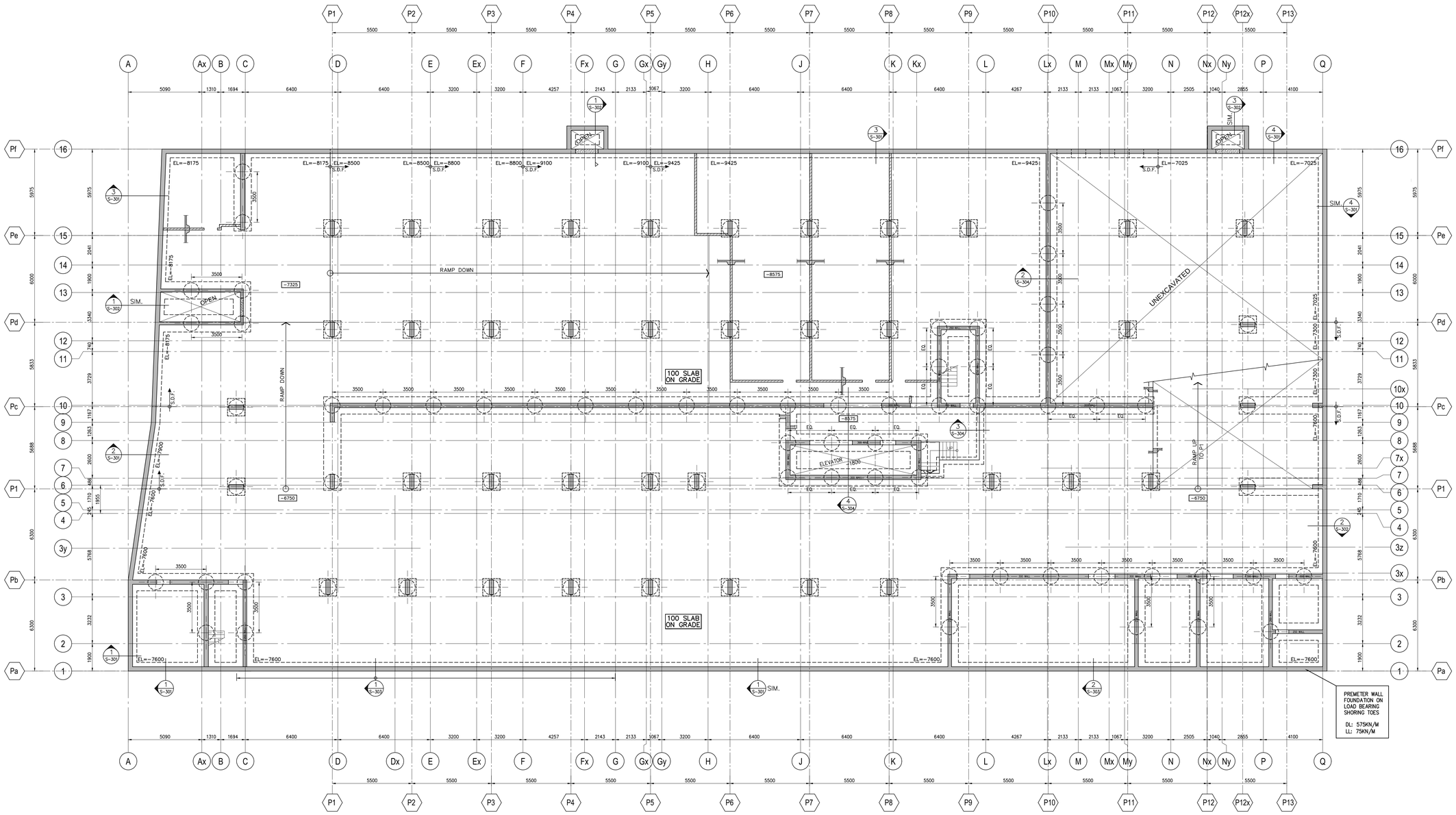

FOUNDATION PLAN (PARKING LEVEL P2)

SCALE 1 : 100

1. REFER TO GEOECHNICAL REPORT BY TORONTO INSPECTION Ltd. DATED MARCH 2013, REP. No. 3552-12-G-TRI-A
2. PILES SHALL BE ø1066mm , DRILLED 1m INTO THE SHALE BEDROCK (APPROX. AT 76.5) AS NOTED IN THE GEO. REPORT WITH AN ASSUMED WORKING LOAD OF 8000 KN.
3. TOP OF PILE CAPS ARE 300 MIN. FROM TOP OF FINISHED SLAB. TOP OF PREMETER WALL FOOTINGS ARE 450 MIN. FROM TOP OF THE FINISHED SLAB ELEVATION.
4. CONCRETE STRENGTH AT 28 DAYS SHALL BE AS FOLLOWS:
   CAST PILES AND CAPS ——— 30 MPa.
   PERIMETER FOUNDATION WALLS —— 30 MPa, EXPOSURE CLASS 'F2'
   SLAB ON EARTH ——— 25 MPa, EXPOSURE CLASS 'C4'.
   COLUMNS & WALLS ——— SEE SCHEDULES
5. CONCRETE EXPOSED TO DEICING CHEMICALS AND OR WEATHER SHALL HAVE 6% TO 8% ENTRAINED AIR.
6. MINIMUM YIELD STRESS FOR REINFORCING STEEL SHALL BE 400 MPa.
7. SLAB ON GRADE SHALL BE 100mm THICK, REINFORCED WITH FIBRILLATED POLYPROPYLENE FIBERS, UNLESS OTHERWISE NOTED ON PLAN. SLAB ON GRADE SHALL BE SAW-CUT IN PANELS NOT EXCEEDING 4500mm IN LENGTH.
8. SEE TYPICAL DETAILS ON DRAWINGS S-001 TO S-006.
9. SEE GENERAL NOTES ON DRAWING S-001.
10. SEE COLUMN & WALL SCHEDULE ON DRAWINGS S-301 TO S-306.
11. SEE ARCH. DRAWINGS FOR EXACT FLOOR SLOPES & ELEVATIONS.
12. S.D.F. DENOTES STEP DOWN FOOTING.
13. PROVIDE 25mm OF RIGID INSULATION UNDER SLAB ADJACENT TO AIR SHAFTS FOR A DISTANCE OF 1000mm FROM SHAFT.
14. VERIFY ELEVATOR PIT DEPTH WITH ELEVATOR MANUFACTURER.
15. SEE TYPICAL DETAILS FOR FOOTINGS AT PREFAB SUMP PITS. LOWER FOOTINGS AS NECESSARY FOR INSTALLATION.
16. VERIFY MECH. PITS WITH MECHANICAL DRAWINGS.
17. SEE TYPICAL DETAILS FOR PREFAB SUMP PITS.
18. CENTRE LINE OF PILE CAP IS THE CENTER LINE OF COLUMN OR SHEAR WALL UNLESS OTHERWISE NOTED ON PLAN.
19. SEE ARCHITECTURAL DRAWINGS FOR LOCATIONS AND SIZES OF ALL CONCRETE CURBS, SEE TYPICAL DETAILS FOR REINFORCING.

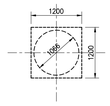

TYPICAL PILE CAP FOR COLUMNS

SCALE 1:50

SEE SECTIONS FOR MORE INFORMATION

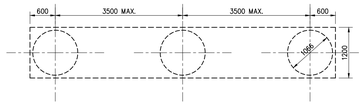

TYPICAL GRADE BEAM FOR WALLS

SCALE 1:50

SEE SECTIONS FOR MORE INFORMATION

Jablonsky, Ast and Partners
CONSULTING ENGINEERS
1129 LESLIE STREET
DON MILLS, ON., M3C 2K5
TEL 416-447 7405
FAX 416-447 2771
E-mail jap@astint.on.ca

REGISTERED PROFESSIONAL ENGINEER
P.F. AST
13015
PROVINCE OF ONTARIO

IMPERIAL SCALE DRAWING

FIRST FLOOR ELEV. 93.60m

no.	issued / revised	date:
1	ISSUED FOR PERMIT	2014-05-30

ALEXANDRA PARK - BLOCK 11
TORONTO, ONTARIO

project no:	13015
scale:	1:100
drawn by:	H.W.
reviewed by:	HOUMAN
date started:	MARCH 2014

P2 PARKING LEVEL (FOUNDATION PLAN)

S-101

2014-05-30

C:\Jobs-CAD\AnPublish_13015\S-101-FDN-P2.dwg, 2014-05-30 11:41am

1219x914

C:\Projects\13015 ALEXANDRA PARK BLOCK-11\STRUCT\S-101-FDN-P2.dwg, 30/05/2014 11:41:03 AM, 11191 (914.00 x 1220.00 MM), Helen